


EUROBASEBALL'07



EUROPEAN OLYMPIC QUALIFIER CHAMPIONSHIP

Barcelona, September 7-16th

**Final Report
Informe Final**



EUROBASEBALL'07

CLASIFICACIÓN FINAL – FINAL STANDINGS



NETHERLANDS



GREAT BRITAIN



SPAIN



GERMANY



FRANCE



SWEDEN



ITALY



CROATIA



UKRAINE



RUSSIA



AUSTRIA



CZECH REPUBLIC



EUROBASEBALL'07

Premios Individuales – Individual Awards

MEJOR BATEADOR - LEADING HITTER:

UST Brant (GBR)

LANZADOR CON MEJOR ERAVE - PITCHER WITH BEST EARNED RUN AVERAGE:

DUBAUT Nicolas (FRA)

**LANZADOR CON MEJOR PROMEDIO DE PARTIDOS GANADOS/PERDIDOS
PITCHER WITH BEST WON – LOSS AVERAGE:**

SPRAGG Stephen (NED)

MÁS CARRERAS IMPULSADAS - MOST RUNS BATTED IN:

LEGITO Raylineo (NED)

MÁS HOMERUNS - MOST HOME RUNS:

LEGITO Raylineo (NED)

MÁS BASES ROBADAS - MOST STOLEN BASES:

BERNARDINA Rogearvin (NED)

MÁS CARRERAS ANOTADAS - MOST RUNS SCORED:

BERNARDINA Rogearvin (NED)

MEJOR JUGADOR DEFENSIVO - OUTSTANDING DEFENSIVE PLAYER:

LEGITO Raylineo (NED)

JUGADOR MÁS VALIOSO - MOST VALUABLE PLAYER:

UST Brant (GBR)



EUROBASEBALL'07

Equipo All Star – All Star Team


LANZADOR DERECHO	RIGHT PITCHER	BERGMAN David (NED)
LANZADOR IZQUIERDO	LEFT PITCHER	MARQUEZ Enorbel (GER)
RECEPTOR	CATCHER	NICKEAS Mike (GBR)
PRIMERA BASE	FIRST BASEMAN	YOUNG Ian (GBR)
SEGUNDA BASE	SECOND BASEMAN	DECASTER Yurendell (NED)
TERCERA BASE	THIRD BASEMAN	LEGITO Raylinoe (NED)
SHORT STOP	SHORT STOP	UST Brant (GBR)
TRES EXTERIORES	THREE OUTFIELDERS:	BERNARDINA Regearvin (NED)
		FIGUEROA Daniel (ESP)
		LUTZ Sasha (GER)
BATEADOR DESIGNADO	DESIGNATED HITTER:	ADRIANA Sharnol (NED)



EUROBASEBALL'07

Oficiales - Officials

IBAF Tournament Director












 Darin Van Tassell (USA)

Technical Commission






Chairman:

	<p> Jan Esselman (NED)</p> <p>Mobile: +31 (6) 14462375 E-Mail: esselman@baseballeurope.com</p>
---	--

Delegates

	<p> Frantisek Bunta (SVK)</p> <p>Mobile: +421 (905) 294239 E-Mail: bunta@baseballeurope.com</p>		<p> Roland Hoffmann (GER)</p> <p>Mobile: +49 (172) 6235665 E-Mail: hoffmann@baseballeurope.com</p>		<p> Jean Marie Meurant (FRA)</p> <p>Mobile: +33 (609) 264581 E-Mail: meurant@baseballeurope.com</p>
	<p> Angelo Fanara (ITA)</p> <p>Mobile: +39 (335) 6077609 E-Mail: fanara@baseballeurope.com</p>		<p> Xavier Mateu (ESP)</p> <p>Mobile: +34 (34) 656541513 E-Mail: mateu@baseballeurope.com</p>		<p> Peter Ström (SWE)</p> <p>Mobile: +46 (70) 4924304 E-Mail: strom@baseballeurope.com</p>

Commissioner

 Humberto Arrieta (CUB)	 Juan Garcia Puig (ESP)	 Jesus Vera Beorlegui (ESP)
 Angel Bonilla (USA)	 Giuseppe Guilizzoni (ITA)	-

Umpires

Umpire Director: Richard Runchey (USA)


 Dana Beszczynski (AUT)	 Michael Larkin (RUS)	 Juan Rodriguez (PUR)
 Jair Fernandez Duarte (MEX)	 Pierfranco Leone (ITA)	 Manolo Sanchez Ballesteros (ESP)
 Adolfo Garcia (ESP)	 Serge Makouchetchev (FRA)	 Marco Screti (ITA)
 Ninoslav Jalsic (CRO)	 Fernando Marin (ESP)	 Edwin Van Den Berk (NED)
 Mojmir Jankovic (SVK)	 Bennoit Mercier (CAN)	 Arnold Verbrugge (NED)
 Henrik Jorgensen (SWE)	 Javier Menendez Fernandez (ESP)	 Mike Wallace (USA)
 David Kulhanek (CZE)	 Frantisek Pribyl (CZE)	-

Scorekeepers

Scoring Director: Anna Maria Painsi (ITA)

 Pablo Carpio (ESP)	 Blanca Fernández (ESP)	 Susana Santos (ESP)
 Andres De Leon Bolanos (PAN)	 Joan Gols (ESP)	 Erika Sojat (ITA)
 Iranzu Escribano (ESP)	 Oscar Izaguirre (VEN)	 Linda Steijger (NED)
 Aude Fatout (FRA)	 Jose Juan Martin Benseny (ESP)	 Francis Verbrugge (NED)

Statistics

 Pablo Carpio (ESP)



EUROBASEBALL'07

Roster

Austria

AUT

##	Name	Pos	B/T	Date of Birth
--	----	---	---	-----
1	KAINZ, HARALD	P	R/R	12-10-1976
7	LOFFLER, DOMINIK	IF	R/R	21-04-1988
8	GRUBER, ANDRE	C	R/R	18-07-1979
10	RIGELE, LUKAS	C	R/R	31-05-1988
11	BERNACKI, CHRISTOPH	C	R/R	17-08-1989
14	KORBER, DAVID	P	R/R	11-03-1984
15	TOMSICH, CHRISTIAN	P	R/L	08-05-1978
16	STRASSER, WALTER	P	R/R	17-08-1982
17	GABLER, FLORIAN	IF	R/R	25-11-1981
18	PLAGG, SIMON	IF	R/R	11-04-1985
19	MACHIAN, JAN	IF	R/R	06-11-1979
20	FRICK, JOACHIM	OF	L/R	15-11-1983
21	FERAK, PETER	C	R/R	11-07-1984
22	CICHOCKI, CLEMENS	P	L/L	01-06-1984
24	HARASSER, WERNER	P	R/R	24-11-1977
27	KANTHAK, OLIVER	OF	R/R	17-09-1980
28	PODREKA, EMILIO	IF	R/R	01-04-1983
32	STRINI, WOLFGANG	P	R/R	27-02-1983
34	KLINC, GREGOR	P-OF	R/R	26-07-1980
36	SCHOLDAN, MAXIMILIAN	OF	R/R	18-12-1982
39	RAUCH, LUTZ	IF	R/R	27-11-1980
42	RABENGRUBER, MARTIN	OF	R/R	20-04-1982
44	KOPPENSTEINER, MATT.	P	L/L	14-09-1988
31	LANGLOIS, MARTIN	Manager		
38	PATRICK, TIM	Coach		
37	BUHELDT, ROBERT	Coach		



EUROBASEBALL'07

Roster



Croatia

CRO

##	Name	Pos	B/T	Date Of Birth
--	----	---	---	-----
2	PAVLAKOVIC, MARKO	P-OF	L/L	02-02-1979
3	VUJNOVIC, SERGIJE	P	R/R	27-10-1972
4	AGLADIUS, ROMEIL	C	R/R	23-10-1976
5	MARIN, DEJAN	P	R/R	14-11-1982
6	CUSAK, DARIO	IF	R/R	02-08-1978
7	POSPISHIL, JASON	IF	R/R	28-01-1983
8	KARIN, DAMIR	IF	R/R	05-12-1973
9	MATIJASEC, GORAN	C	R/R	20-09-1988
10	GALES, SLOBODAN	P-OF	L/L	09-05-1988
11	SPOLJARIC, NEVEN	IF	R/R	09-05-1980
12	MATKO, DABO	P	R/R	01-01-1990
13	CURIC, MICHEL	IF	R/R	04-12-1982
14	FARKAS, MARIN	P	L/L	15-08-1988
15	RACIC, IVAN	OF	R/R	09-10-1984
16	BROZINIC, JOSIP	IF	R/R	12-03-1981
18	SUPRAHA, GORAN	OF	R/R	15-04-1978
19	NENADIC, BRANKO	OF	R/R	22-01-1974
20	LEVAK, DANIJEL	P	R/R	26-08-1988
21	ZDELAR, MARIO	P	R/R	11-09-1984
22	SUMMERS, JAMES	P	R/R	13-09-1973
23	LATKOVIC, DARIO	C	R/R	21-03-1985
24	GROFELNIK, MATIJA	P-IF	R/R	21-01-1980
91	PEREIRA, ERNESTO	P	L/L	06-05-1982
1	KARIN, KRUNOSLAV	Manager		
26	JOHNSTON, RICK	Coach		
25	CARDINALE, REMO	Coach		



EUROBASEBALL'07

Roster



Czech Republic

CZE

##	Name	Pos	B/T	Date of Birth
--	----	---	---	-----
1	NAVRATIL, ALES	OF	L/R	15-10-1973
2	REHACEK, JAN	P	L/L	01-12-1986
6	BOKAJ, BORIS	P	R/R	13-08-1986
10	PROCHAZKA, RADEK	P	R/R	01-05-1978
12	TOMAS, JAN	OF	R/R	05-05-1984
13	SCHNEIDER, MARTIN	P	R/R	04-03-1986
15	MALIK, JAKUB	OF	R/R	11-07-1984
16	HAJTMAR, JAKUB	IF	R/R	14-06-1987
18	PETRIK, ONDREJ	IF	R/R	15-03-1982
23	TOUFAR, JAKUB	P	R/R	20-03-1987
24	BUDSKY, PAVEL	IF	R/R	30-10-1973
25	STRITECKY, MARTIN	C	L/R	13-02-1978
26	HRUSOVSKY, KAREL	OF	L/R	29-04-1981
28	HOMOLKA, JAN	P	R/R	29-09-1980
29	BREN, MICHAL	C	R/R	16-11-1976
30	POLANSKY, TOMAS	IF	L/R	16-06-1981
31	GAJDOS, MARIAN	P	R/L	16-02-1977
32	DRABEK, JAN	IF	R/R	29-11-1982
33	BAROCH, PETR	IF	L/R	03-04-1982
36	KUBAT, LEOS	P	R/R	15-07-1980
39	VESELY, MARTIN	OF	L/R	11-02-1979
46	MINARIK, PETR	P	R/R	04-07-1984
64	CECH, PETR	C	L/R	13-10-1987
92	MAREK, JIRI	P	L/L	23-07-1989
19	NESNAL, ARNOST	Manager		
9	KANIA, RICHARD	Coach		
14	CAPKA, HYNEK	Coach		
7	RUBES, JAN	Coach		
99	GRIMALDI, EUGENE	Coach		



EUROBASEBALL'07

Roster

	France	FRA
---	---------------	------------

##	Name	Pos	B/T	Date of Birth
--	----	---	---	-----
2	HERVE, SEBASTIEN	IF	B/R	29-05-1983
5	HAGIWARA, KENJI	OF	R/R	15-05-1986
6	PIQUET, ANTHONY	P	R/R	03-08-1980
7	LECOURIEUX, PHILIPPE	P	R/R	11-02-1989
9	BERT, JORIS	OF	L/L	16-05-1987
10	MEURANT, SAMUEL	P	R/R	10-10-1972
11	BRELLE A., MATTHIEU	P	R/R	08-12-1984
12	OUIN, GIOVANNI	P	L/L	31-01-1978
13	MARCHE, BORIS	C-IF	R/R	22-05-1981
14	GAUTHIER, DAVID	IF	R/R	04-06-1987
15	PIQUET, LUC	IF	R/R	05-09-1981
16	PEYRICHOU, FLORIAN	IF	R/R	06-11-1985
18	MASSE, EDOUARD	P	R/R	18-02-1986
19	DUBAUT, NICOLAS	P	R/R	31-01-1982
20	CROS, GREGORY	P-IF	R/R	07-09-1988
21	CARLSON, PATRICK	P	L/L	30-03-1984
22	FERREIRA, VINCENT	IF	R/R	30-07-1984
23	MEURANT, DAVID	IF	R/R	10-10-1970
24	FESSY, GASPARD	OF	R/R	17-07-1983
25	ROUSSEAU, JEROME	OF	R/R	14-01-1980
26	BOUTAGRA, JAMEL	C-OF	R/R	20-09-1974
28	LEMESTRE, PIERRICK	P	R/R	06-09-1982
29	LEBLANC, MAXIME	P	R/R	06-05-1977
30	LE GUILLOU, PIERRE	OF	R/R	09-12-1988
8	ZEILSTRA, JEFF	Manager		
32	HAAR, JOHN	Coach		
31	RIDGWAY, JOSHUA	Coach		
3	ROTHERMUNDT, BORIS	Coach		
17	VIREY, SYLVAIN	Coach		



EUROBASEBALL'07

Roster



Germany

GER

##	Name	Pos	B/T	Date of Birth
--	----	---	---	-----
2	LUTZ, SASCHA	OF	L/L	29-10-1983
4	HOWARD, PHILIPP	IF	R/R	10-09-1987
5	DEWALD, MARTIN	P-OF	B/R	05-03-1986
6	ALMSTETTER, MARTIN	P	L/L	19-06-1979
8	GIENGER, MARKUS	C	R/R	12-01-1981
9	MARQUEZ R., ENORBEL	P	L/L	11-12-1974
11	JANZEN, ANDREAS	IF	R/R	03-09-1983
12	WULF, DOMINIK	P	R/R	15-08-1982
14	SPEER, JENDRICK	IF	R/R	26-09-1980
15	HOFFSCHILD, PHILIPP	P	R/R	05-01-1984
16	GUHRING, SIMON	C-OF	R/R	14-07-1983
18	HEILMANN, EUGEN	P	R/R	12-07-1981
19	GRONAUER, KAI	OF-C	R/R	28-11-1986
21	HEYMER, JENS	IF	L/R	17-06-1978
22	FRIES, DIRK	P	R/R	28-06-1979
23	HEID, MIRKO	P	R/R	08-10-1976
24	HOPFENSBERGER, KLAUS	OF	R/R	18-01-1981
25	HENKENJOHANN, TIM	P	R/R	03-09-1980
26	LAUTERBACH, ALEXANDER	IF	R/R	20-06-1982
28	GESSMAN, RODNEY	P	R/R	25-01-1987
29	HUGHES, ANDRE	P	R/L	01-01-1985
31	GRUBER, ROBERT	OF	R/R	05-04-1982
32	FRANKE, MICHAEL	IF	B/R	22-09-1981
33	MOLLER, MANUEL	P	R/R	11-08-1983
10	FRADY, GREG	Manager		
17	VEISZ, JESCO	Coach		
27	WILLIAMS, TROY	Coach		
40	MITCHEM, ZEKE	Coach		
20	STERLING, RYAN	Coach		



EUROBASEBALL'07

Roster



Great Britain

GBR

##	Name	Pos	B/T	Date of Birth
--	----	---	---	-----
2	MARCELINO, BRADLEY	OF	L/L	27-02-1982
3	RENERY, MICHAEL	P	R/R	14-08-1981
4	MALIHODIS, ALEX	OF	R/R	23-04-1979
7	RUTHERFORD, JAMES	OF	R/R	24-07-1980
8	BROWN, STEPHEN	IF	R/R	18-12-1986
9	McQUEARY-ENNIS, AEDEN	P-C-IF	R/R	19-09-1984
10	ROBERTS, ADAM	IF	R/R	16-03-1973
13	COLLINS, TIMOTHY	IF	L/R	20-04-1982
14	WHITEHEAD, SAM	P-IF	R/R	13-12-1982
15	FALLS, CHRIS	IF-OF	R/R	17-03-1983
18	JEW, SAM	P	B/R	11-06-1987
21	HEATH, DARREN	OF	B/R	18-06-1980
22	WATERMAN, PAUL	P	L/L	10-10-1984
23	LIEBENBERG, RODDI	P-OF	R/R	17-05-1977
25	PYCOCK, CRAIG	IF-OF	R/R	19-03-1979
26	NICKEAS, MIKE	C	R/R	13-02-1983
28	YOUNG, IAN	OF-IF	R/R	21-02-1980
29	FREEBORN, GEOFF	P	L/L	30-01-1981
30	SMITH, ALEXANDER	P	R/R	01-03-1981
31	EVANS, MITCH	C	R/R	11-04-1981
32	SPRAGG, STEPHEN	P	B/R	06-02-1983
33	ESSERY, BRIAN	P	R/R	31-07-1974
34	UST, BRANT	IF	R/R	17-07-1978
35	TONGUE, GARY PETER	P	L/R	21-12-1979
27	RAPAGLIA, STEPHAN	Manager		
19	CLEARY, BRIAN	Coach		
6	SULLIVAN, CHARLIE	Coach		



EUROBASEBALL'07

Roster

	Italy	ITA
---	--------------	------------

##	Name	Pos	B/T	Date of Birth
--	----	---	---	-----
1	SANTORA, JACK A.	IF	L/R	06-10-1976
3	BUCCHERI, JAMES F.R.	OF	R/R	12-11-1968
6	PARISI, VICENT J	C	R/R	07-02-1978
9	MAZZUCA, JOSEPH S.	IF	R/R	21-05-1981
10	PEZZULO, CARLOS A.	P	L/L	18-10-1982
11	LA FERA, SETH	IF	R/R	28-09-1975
12	PATRONE, SANDY E.	P	R/R	12-07-1983
13	CORRADINI, ROBERTO	P	R/R	23-09-1978
17	MAESTRI, ALESSANDRO	P	R/R	01-06-1985
18	D'ANGELO, MATTEO	P	R/R	17-03-1988
19	LIDDI, ALEX	IF	R/R	14-08-1988
22	AVAGNINA, LORENZO	OF	L/L	14-11-1980
23	RICHETTI, CARLO M.	P	R/R	23-08-1983
25	DI ROMA, CRISTOPHER	P	R/R	09-09-1980
26	MILANO, FABIO	P	L/L	02-08-1977
31	CHAPELLI, LAIDEL	OF	R/R	14-11-1971
33	CERIANI, MATHEW S.	C	R/R	09-10-1976
34	DALLOSPEDALE, DAVIDE	IF	R/R	12-09-1977
36	DE BIASE, MAXIMILIANO	IF	R/R	19-11-1974
37	CARRARA, GIOVANNI	P	R/R	04-03-1968
38	NORRITO, GIUSEPPE	P	R/R	04-08-1982
40	MAZZANTI, GIUSEPPE	IF	R/R	05-04-1983
42	CHIARINI, MARIO	OF	R/R	07-01-1981
43	DE SANTIS, RICCARDO	P	R/R	04-01-1980
30	FARAONE, GIAMPIERO	Manager		
41	CATANOSO, Christian	Coach		
4	COSTA, Giovanni	Coach		
8	CORRADI, CLAUDIO	Coach		
2	MAZZOTTI, MAURO	Coach		



EUROBASEBALL'07

Roster

	Netherlands	NED
---	--------------------	------------

##	Name	Pos	B/T	Date of Birth
--	----	---	---	-----
2	DECASTER, YURENDELL	IF	R/R	26-09-1979
4	STATIA, HAINLEY	IF	B/R	19-01-1986
7	MONTE, PERIGAULT	OF	L/L	08-10-1981
8	DUURSMA, MICHAEL	IF	R/R	26-02-1978
10	STUIFBERGEN, NICKY	P	R/R	06-09-1980
12	ADRIANA, SHARNOL	IF	R/R	13-11-1970
13	KAMPEN VAN, MICHIEL	P	R/R	23-01-1976
14	DRAIJER, DOROTHEUS	P	R/R	30-09-1973
16	BERKENBOSCH, KENNETH	P	R/R	17-03-1985
18	KLOOSTER VAN'T, DIRK	OF	L/L	23-04-1976
19	CORDEMANS, ROBBIE	P	R/R	31-10-1974
23	BALENTINA, RANDOLF	OF	R/R	08-08-1971
24	JONG DE, SIDNEY	C	R/R	14-04-1979
25	BERGMAN, DAVID	P	R/R	16-08-1981
26	HALMAN, GREGORY	OF	R/R	26-08-1987
27	ROMBLEY, DANNY	OF	R/R	26-11-1979
30	LEGITO, RAYLINOE	IF	R/R	26-07-1978
31	JANSEN, DUKO	P	R/R	26-08-1980
33	BERNADINA, ROGEARVIN	OF	L/L	12-06-1984
36	MARKWELL, DIEGOMAR	P	R/L	08-08-1980
37	MARTIS, SHAIRON	P	R/R	30-03-1987
38	SMEETS, TJERK	C	R/R	03-06-1980
41	ROOI, VINCE	IF	R/R	13-12-1981
44	BOYD, LEON	P	R/R	30-08-1983

6	EENHOORN, ROBERT	Manager
22	HUBBARD, JACK	Coach
11	FARLEY, BRIAN	Coach
34	MARTINUS, EITTEL	Coach
28	OEVER VAN DE, PAUL	Coach



EUROBASEBALL'07

Roster



Russia

RUS

##	Name	Pos	B/T	Date of Birth
--	----	---	---	-----
2	ARTAMONOV, ARTEMIY	IF	R/R	04-11-1981
5	AKISHEV, PAVEL	P	L/R	30-01-1983
7	VASILIEV, ALEXANDER	C-OF	L/R	22-08-1984
8	SISYUK, ALEXANDER	P	R/R	27-04-1983
10	PETROV, VLADIMIR	P	R/L	29-12-1972
11	VASILIEV, VIACHESLAV	P-OF	R/R	02-04-1985
12	NIZOV, ALEXANDER	IF	R/R	12-07-1974
13	FEDOROV, ALEXANDER	IF	R/R	26-06-1971
14	SEREDENKO, DMITRI	P	R/R	06-12-1988
15	MONAKHOV, NIKITA	C	R/R	27-01-1989
16	MAXYAKOV, ALEXANDER	IF	R/R	01-02-1986
17	SEMENOV, OLEG	IF	R/R	27-06-1980
18	BAKALETS, Yury	IF	R/R	04-04-1991
19	TOROPOV, ALEXANDER	OF	B/R	01-02-1980
20	LOBANOV, NIKLOLAY	P	B/L	26-03-1989
21	VASHAKIDZE, ALEXANDER	OF	R/R	01-01-1976
23	LOBANOV, ANDERY	P	L/L	25-01-1990
25	SOLOVIEV, SERGEY	C	R/R	07-04-1981
26	YUDAEV, MAXIM	IF-OF	R/R	14-09-1978
27	ZHAROV, SERGEY	C	R/R	08-12-1982
29	BOLOTIN, ANDREY	IF-OF	L/R	05-02-1981
48	KRIPPOCHIN, ANDREY	OF	L/R	14-03-1982
55	SHIROKIY, ANTON	P	R/R	05-12-1978
33	SHLYANIKOV, DMITRY	Manager		
9	GERVASOV, NIKOLAY	Coach		
1	ZHIROV, YURY	Coach		
34	PROTEXTER, ROBERT	Coach		



EUROBASEBALL'07

Roster

	Spain	ESP
---	--------------	------------

##	Name	Pos	B/T	Date Of Birth
--	----	----	---	-----
1	SANCHEZ, DANIEL	IF	R/R	14-11-1987
3	MARTINEZ, DANIEL	OF	L/L	03-07-1987
4	PEREZ, NESTOR	IF	R/R	24-11-1976
7	MORA, MIGUEL	C	R/R	25-11-1981
8	LEAL, REMIGIO	P	R/R	01-10-1963
9	NAVARRO, DEWIS	C	R/R	19-06-1978
10	FIGUEROA, DANIEL	OF	R/R	19-02-1983
11	CARMONA, ANGEL R.	IF	R/R	07-07-1984
13	FREIRE, DANIEL J.	IF	R/R	19-08-1979
16	OLIVERA, MANUEL	P	L/L	08-12-1977
17	CANO, FELIX	IF	R/R	26-04-1965
18	RIZO, MIGUEL A	P	R/R	23-06-1979
19	GARCIA, JUAN	OF	R/R	11-07-1976
20	GUTIERREZ, FERNANDO	P	R/R	25-09-1980
21	RODRIGUEZ, RICARDO	P	R/R	28-04-1981
23	BALBOA, JORGE	P	R/R	15-07-1986
24	CRUZ, JOSE E.	OF	R/R	04-09-1984
25	RIERA, JOSE LUIS	IF	L/L	19-12-1973
26	GONZALEZ, ERIC	P	R/R	05-09-1986
27	CARRILLO, MARC	IF	R/R	05-10-1984
28	CIVIT, JAVIER	P	R/R	17-05-1973
29	HERNANDEZ, YOEL	P	R/R	20-05-1974
39	CRUZ, RHINER AUGUSTO	P	R/R	01-11-1986
44	FREIRE, ALEJANDRO	IF	R/R	23-08-1974
6	MOLINA, JAKE	Manager		
14	ERROZ, MIGUEL	Coach		
31	GODWIN, GLENN	Coach		
15	LUKETICH, STAN	Coach		
22	ALCAUZAR, JORGE	Coach		
12	SALAZAR, ANTONIO	Coach		



EUROBASEBALL'07

Roster



Sweden

SWE

##	Name	Pos	B/T	Date of Birth
--	----	---	---	-----
2	LINDBERG, DEAN	IF	R/L	17-09-1978
4	KARLSSON, KENT	P	R/R	29-05-1977
5	HOGLUND, MAGNUS	P	R/R	30-04-1962
6	SJORS, PER	P	L/R	15-12-1988
7	SORGI, ADAM	IF	L/R	17-12-1984
8	PILEGARD, MAGNUS	IF	L/R	06-11-1978
10	FARTH, DANIEL	OF	L/R	23-09-1984
11	LEANDER, RICKARD	P	L/R	01-07-1984
12	KNUTSSON, KARL	P	L/R	12-12-1966
13	LINDGREN, PER	OF	R/R	05-11-1971
14	STENIS, MATTIAS	P	L/R	13-06-1975
15	SOUBIEA, NICHOLAS	P	R/R	23-01-1987
17	JOHANNESSEN, PETER	IF	L/R	30-10-1984
19	JOHANSSON, CHRISTOF.	OF	R/R	01-04-1988
20	JOHANNESSEN, BJORN	IF	L/R	14-11-1974
21	STAEHELY, CHRISTIAN	P	R/R	28-09-1985
22	REIMER, RICKARD	IF	R/R	18-02-1971
23	LJUNG, RICKARD	IF	L/R	31-07-1976
24	MELIN, NICKLAS	P	L/R	12-03-1988
25	GAJZLER, PHILIP	IF	L/R	05-08-1981
27	TISELL, JOHAN	P	R/R	22-02-1975
29	DERMENDZIEV, ANTHONY	OF	L/R	03-02-1973
30	BORJES, HAKAN	OF	L/R	04-05-1972
71	KLASSON, JAKOB	P	R/R	19-01-1989

12	KNUTSSON, KARL	Manager
26	PERICOLOSI, FRANK	Coach
28	RIKARD, WILL	Coach
5	HOGLUND, MAGNUS	Coach
9	SKILES, DOUGLAS	Coach



EUROBASEBALL'07

Roster



Ukraine

UKR

##	Name	Pos	B/T	Date of Birth
--	----	---	---	-----
1	TYKHONETS, SERHIY	IF	R/R	27-04-1983
4	YATSYUK, ROMAN	P	L/R	28-10-1974
6 - 10	HOLOVKO, SERHIY	C	L/R	23-08-1982
7	KUBALSKYY, ANDRIY	OF	R/R	28-06-1983
8	MAMONTOV, OLEKSANDR	IF	R/R	19-02-1984
9 - 69	TROFYMENKO, OLEKSAND	P	R/L	1980
11 - 33	KIIACHENKO, MAKSYM	IF	R/R	26-02-1986
12 - 52	SHKATULA, OLEH	C	R/R	03-06-1984
15 - 75	KOROBKO, SERHIY	IF	R/R	19-01-1985
16 - 51	TKACHENKO, YEVGEHIY	P	R/R	1982
17	AGAPOV, DENYS	IF	R/R	1983
19	LITVINCHUK, IHOR	P	L/L	21-06-1988
20	PALAMARCHUK, ARTEM	C	R/R	11-12-1986
21	DOVGALENKO, VIKTOR	P	R/R	06-03-1988
23	SHVETS, YURIY	IF	R/R	15-05-1984
27	KOROLOV, ANATOLIY	P	R/R	1976
36 - 30	SYVYRYNCHUK, PAVLO	OF	R/R	08-03-1976
55	DEYKUN, RUSLAN	IF	R/R	05-09-1973
5 - 50	BOYKO, OLEH	Manager		
13	TARASKO, BASIL	Coach		
25	BOYKO, YURIJ	Coach		



EUROBASEBALL'07

Resultados - Results

1	7 September	19.15	Montjuïc	B	Great Britain	Spain	12 - 8
2	8 September	11.00	Viladecans	A	Sweden	Germany	1 - 9
3	8 September	11.00	Sant Boi	A	Czech Republic	Croatia	0 - 9 (F)
4	8 September	11.00	Montjuïc	B	Ukraine	Italy	0 - 13 (8 th)
5	8 September	16.00	Viladecans	A	Austria	Netherlands	0 - 22 (5 th)
6	8 September	19.00	Montjuïc	B	France	Russia	4 - 2
7	9 September	11.00	Montjuïc	A	Croatia	Sweden	2 - 11
8	9 September	11.30	Viladecans	B	Spain	Ukraine	5 - 4
9	9 September	11.00	Sant Boi	A	Germany	Austria	10 - 0 (7 th)
10	9 September	16.00	Montjuïc	B	Italy	France	1 - 5
11	9 September	19.00	Viladecans	A	Netherlands	Czech Republic	11 - 0 (7 th)
12	9 September	16.00	Sant Boi	B	Russia	Great Britain	7 - 10
13	10 September	10.00	Montjuïc	A	Netherlands	Sweden	14 - 2 (7 th)
14	10 September	11.00	Sant Boi	B	France	Ukraine	6 - 2
15	10 September	11.00	Viladecans	A	Czech Republic	Austria	0 - 9 (F)
16	10 September	19.00	Viladecans	B	Spain	Russia	4 - 0
17	10 September	15.00	Montjuïc	A	Germany	Croatia	8 - 7
18	10 September	20.00	Montjuïc	B	Italy	Great Britain	6 - 0
19	11 September	10.00	Montjuïc	A	Netherlands	Germany	6 - 3
20	11 September	11.00	Sant Boi	B	France	Great Britain	3 - 4
21	11 September	10.00	Viladecans	A	Austria	Croatia	3 - 8
22	11 September	15.00	Sant Boi	B	Ukraine	Russia	4 - 3 (11 th)
23	11 September	15.00	Montjuïc	A	Czech Republic	Sweden	1 - 2
24	11 September	18.00	Viladecans	B	Italy	Spain	4 - 6
25	12 September	11.00	Montjuïc	A	Germany	Czech Republic	6 - 1
26	12 September	10.00	Viladecans	B	Russia	Italy	2 - 7
27	12 September	15.00	Viladecans	A	Croatia	Netherlands	0 - 13 (7 th)
28	12 September	11.00	Sant Boi	B	Great Britain	Ukraine	9 - 0
29	12 September	20.00	Viladecans	A	Sweden	Austria	4 - 1
30	12 September	19.00	Montjuïc	B	Spain	France	6 - 2

Standing Pool A

Pos	Team	GP	WO	LO	AVG	GB
1	Netherlands	5	5	0	1000	0
2	Germany	5	4	1	800	1
3	Sweden	5	3	2	600	2
4	Croatia	5	2	3	400	3
5	Austria	5	1	4	200	4
6	Czech Republic	5	0	5	0	5

Standing Pool B

Pos	Team	GP	WO	LO	AVG	GB
1	Great Britain	5	4	1	800	0
2	Spain	5	4	1	800	0
3	France	5	3	2	600	1
4	Italy	5	3	2	600	1
5	Ukraine	5	1	4	200	3
6	Russia	5	0	5	0	4

F Game FORFEITED by IbaF Tournament Director



EUROBASEBALL'07

Resumen Partido 1 - Game Summary 1



Great Britain (GBR) – Spain (ESP)



Sep 07, 2007 at Barcelona (C. Perez de Rozas)

Player	SPAIN 8 (0-1)																			
	AB	R	H	BI	2B	3B	HR	BB	SB	CS	HP	SH	SF	SO	IBB	KL	GDP	PO	A	E
FIGUEROA, D cf	2	2	1	1	1	0	0	3	1	0	0	0	0	0	0	0	0	2	0	0
MARTINEZ, D lf	4	1	1	0	0	0	0	0	1	0	0	0	0	0	0	0	0	3	0	1
CARMONA, A ph	1	0	1	1	0	0	0	0	0	0	0	0	0	0	0	0	0	0	0	0
NAVARRO, D c	4	1	1	1	0	0	0	0	0	0	1	0	0	0	0	0	0	11	0	0
FREIRE, A 1b	3	2	0	0	0	0	0	1	0	0	1	0	0	1	0	0	0	4	0	1
RODRIGUEZ, R dh	3	0	2	1	0	0	0	0	0	0	0	0	0	0	0	0	0	0	0	0
BALBOA, J pr	0	0	0	0	0	0	0	0	0	0	0	0	0	0	0	0	0	0	0	0
GARCIA, J ph/dh	2	0	1	0	0	0	0	0	0	0	0	0	0	0	0	0	0	0	0	0
CRUZ, J rf	4	2	3	2	0	1	0	1	0	0	0	0	0	0	0	0	0	3	0	0
FREIRE, D 3b	2	0	0	0	0	0	0	0	0	0	0	0	0	0	0	0	1	0	2	0
RIERA, J.L. ph	0	0	0	0	0	0	0	1	0	0	0	0	0	0	1	0	0	0	0	0
CARRILLO, M 3b	2	0	0	1	0	0	0	0	0	0	0	0	0	1	0	0	0	0	0	0
PEREZ, N ss	4	0	0	0	0	0	0	0	0	0	1	0	0	1	0	1	0	0	0	0
SANCHEZ, D 2b	4	0	0	0	0	0	0	0	0	0	0	0	0	0	0	0	0	1	1	0
MORA, M ph/2b	1	0	0	0	0	0	0	0	0	0	0	0	0	0	0	0	0	0	0	0
CIVIT, J p	0	0	0	0	0	0	0	0	0	0	0	0	0	0	0	0	0	0	0	0
GONZALEZ, E p	0	0	0	0	0	0	0	0	0	0	0	0	0	0	0	0	0	0	0	0
OLIVERA, M p	0	0	0	0	0	0	0	0	0	0	0	0	0	0	0	0	0	0	0	0
LEAL, R p	0	0	0	0	0	0	0	0	0	0	0	0	0	0	0	0	0	0	0	0
Totals.....	36	8	10	7	1	1	0	6	2	0	3	0	0	3	1	1	1	24	3	2

Player	GREAT BRITAIN 12 (1-0)																			
	AB	R	H	BI	2B	3B	HR	BB	SB	CS	HP	SH	SF	SO	IBB	KL	GDP	PO	A	E
ROBERTS, A 2b	4	2	0	0	0	0	0	1	0	0	0	1	0	2	0	0	0	1	3	0
McQUEARY-E A rf	5	3	4	0	1	0	0	0	0	0	0	0	0	1	0	0	0	0	0	0
UST, B ss	5	3	4	5	1	0	1	0	0	0	0	0	0	0	0	0	0	3	5	0
NICKEAS, M c	4	2	2	2	1	0	1	0	0	0	1	0	0	0	0	0	0	4	1	0
EVANS, M dh	4	0	0	0	0	0	0	1	0	0	0	0	0	3	0	0	0	0	0	0
YOUNG, I 1b	3	0	2	3	0	0	0	2	0	0	0	0	0	1	0	1	0	15	0	0
PYCOCK, C 1b	0	0	0	0	0	0	0	0	0	0	0	0	0	0	0	0	0	0	0	0
RUTHERFORD J lf	5	0	1	0	0	0	0	0	0	0	0	0	0	3	0	0	0	3	0	0
MARCELINO, B cf	5	1	1	0	1	0	0	0	0	0	0	0	0	1	0	1	0	1	0	0
COLLINS, T 3b	5	1	2	1	0	0	0	0	0	0	0	0	0	0	0	0	0	0	6	0
ESSERY, B p	0	0	0	0	0	0	0	0	0	0	0	0	0	0	0	0	0	0	2	0
SPRAGG, S p	0	0	0	0	0	0	0	0	0	0	0	0	0	0	0	0	0	0	1	1
FREEBORN, G p	0	0	0	0	0	0	0	0	0	0	0	0	0	0	0	0	0	0	0	0
SMITH, A p	0	0	0	0	0	0	0	0	0	0	0	0	0	0	0	0	0	0	0	0
Totals.....	40	12	16	11	4	0	2	4	0	0	1	1	0	11	0	2	0	27	18	1

SPAIN	IP	H	R	ER	BB	SO	WP	HB	BK	IBB	SH	SF	CI	2B	3B	HR	AB	BF	FO	GO	NP
CIVIT, J	2.0	5	4	4	1	3	0	1	0	0	0	0	0	2	0	0	11	13	2	1	39
GONZALEZ, E	3.1	5	3	1	1	4	0	0	0	0	1	0	0	1	0	0	15	17	3	3	62
OLIVERA, M	0.2	1	0	0	1	0	2	0	0	0	0	0	0	0	0	0	3	4	2	0	13
LEAL, R L,0-1	2.0	5	5	5	1	4	0	0	0	0	0	0	0	1	0	2	11	12	2	0	43


GREAT BRITAIN	IP	H	R	ER	BB	SO	WP	HB	BK	IBB	SH	SF	CI	2B	3B	HR	AB	BF	FO	GO	NP
ESSERY, B	5.0	5	3	3	3	1	0	1	1	0	0	0	0	0	0	0	19	23	1	12	74
SPRAGG, S W,1-0	2.1	3	5	5	2	0	0	2	0	1	0	0	0	1	1	0	10	14	1	5	34
FREEBORN, G	0.0	1	0	0	0	0	0	0	0	0	0	0	0	0	0	0	1	1	0	0	7
SMITH, A S,1	1.2	1	0	0	1	2	0	0	0	0	0	0	0	0	0	0	6	7	2	1	28

Umpires - HP: BERK Van Den, E. (NED) 1B: SCRETI, M. (ITA) 2B: BESZCZYNSKI, D. (AUT) 3B: LARKIN, M. (RUS) **Scorekeepers**: STEIJGER, L. (NED); IZAGUIRRE, O. (VEN); SALVADOR, E. (ESP)
TC: GUILLIZZONI, Giuseppe (ITA) ; HOFFMANN, Rland (GER)
 Start: 19:15 Time: 3:15 Attendance: 2500
 Game notes: CIVIT, J faced 3 batters in the 3rd. ESSERY, B faced 2 batters in the 6th.
 FREEBORN, G faced 1 batter in the 8th.
 Game: 01



EUROBASEBALL'07

Resumen Partido 2 - Game Summary 2



Sweden (SWE) – Germany (GER)



Sep 08, 2007 at Viladecans (Viladecans)

GERMANY 9 (1-0)																				
Player	AB	R	H	BI	2B	3B	HR	BB	SB	CS	HP	SH	SF	SO	IBB	KL	GDP	PO	A	E
LUTZ, S cf	5	1	1	1	0	0	0	0	0	0	0	0	0	2	0	1	0	0	0	0
SPEER, J 2b	3	0	1	0	0	0	0	2	1	0	0	0	0	0	0	0	0	0	3	1
HOWARD, P ph/2b	0	0	0	0	0	0	0	0	0	0	0	0	0	0	0	0	0	1	1	0
WULF, D 3b	4	1	1	1	1	0	0	0	0	0	0	0	1	0	0	0	0	1	1	0
GRONAUER, K c	3	0	0	0	0	0	0	1	0	0	0	1	0	0	0	0	0	6	1	0
GIENGER, M c	0	0	0	0	0	0	0	0	0	0	0	0	0	0	0	0	0	2	0	0
GUHRING, S lf	5	2	2	1	0	0	0	0	0	0	0	0	0	0	0	0	0	2	0	0
HOPFENSPE., K dh	2	1	0	0	0	0	0	2	0	0	0	0	0	0	0	0	0	0	0	0
LAUTERBACH A dh	1	0	0	0	0	0	0	0	0	0	0	0	0	1	0	0	0	0	0	0
GRUBER, R rf	3	2	1	2	1	0	0	1	0	0	1	0	0	2	0	0	0	1	0	0
HEYMER, J lb	4	1	1	0	0	0	0	0	0	0	0	0	0	1	0	0	0	10	1	0
FRANKE, M ph/lb	1	0	1	1	1	0	0	0	0	0	0	0	0	0	0	0	0	1	0	0
JANZEN, A ss	5	1	2	2	0	0	0	0	0	0	0	0	0	1	0	0	0	3	5	1
MARQUEZ, E p	0	0	0	0	0	0	0	0	0	0	0	0	0	0	0	0	0	0	1	0
ALMSTETTER M p	0	0	0	0	0	0	0	0	0	0	0	0	0	0	0	0	0	0	0	0
GESSMANN, R p	0	0	0	0	0	0	0	0	0	0	0	0	0	0	0	0	0	0	0	0
Totals.....	36	9	10	8	3	0	0	6	1	0	1	1	1	7	0	1	0	27	13	2

SWEDEN 1 (0-1)																				
Player	AB	R	H	BI	2B	3B	HR	BB	SB	CS	HP	SH	SF	SO	IBB	KL	GDP	PO	A	E
PILEGARD, M lb/c	4	0	0	0	0	0	0	0	0	0	0	0	0	0	0	0	0	9	0	0
LINDGREN, P lf	4	0	2	0	0	0	0	0	0	0	0	0	0	1	0	0	0	5	0	0
SORGI, A 2b	4	0	0	0	0	0	0	0	0	0	0	0	0	1	0	1	2	3	1	0
DERMENDZIEV dh	4	1	1	0	0	0	0	0	0	0	0	0	0	0	0	0	0	0	0	0
REIMER, R ss	3	0	2	1	0	1	0	1	0	0	0	0	0	0	0	0	0	0	3	1
JOHANNESS., B c/lb	4	0	1	0	0	0	0	0	0	0	0	0	0	1	0	0	0	5	0	0
LINDBERG, D rf/cf	3	0	0	0	0	0	0	0	0	0	0	0	0	1	0	1	0	2	0	0
GAJZLER, P ph	1	0	0	0	0	0	0	0	0	0	0	0	0	0	0	0	1	0	0	0
LJUNG, R 3b	3	0	0	0	0	0	0	0	0	0	0	0	0	2	0	0	0	0	2	1
JOHANSSON, C cf	1	0	0	0	0	0	0	0	0	0	0	0	0	1	0	0	0	2	0	0
LEANDER, R ph/rf	2	0	1	0	0	0	0	0	0	0	0	0	0	1	0	0	0	1	0	0
STAEHELY, C p	0	0	0	0	0	0	0	0	0	0	0	0	0	0	0	0	0	0	0	0
HOGLUND, M p	0	0	0	0	0	0	0	0	0	0	0	0	0	0	0	0	0	0	0	0
MELIN, N p	0	0	0	0	0	0	0	0	0	0	0	0	0	0	0	0	0	0	0	0
Totals.....	33	1	7	1	0	1	0	1	0	0	0	0	0	8	0	2	3	27	6	2

GERMANY	IP	H	R	ER	BB	SO	WP	HB	EK	IBB	SH	SF	CI	2B	3B	HR	AB	BF	FO	GO	NP
MARQUEZ, E W,1-0	6.0	6	1	1	0	5	1	0	0	0	0	0	0	0	1	0	24	24	3	8	78
ALMSTETTER M	2.0	1	0	0	0	2	0	0	0	0	0	0	0	0	0	0	7	7	3	1	27
GESSMANN, R	1.0	0	0	0	1	1	0	0	0	0	0	0	0	0	0	0	2	3	0	1	13

SWEDEN	IP	H	R	ER	BB	SO	WP	HB	EK	IBB	SH	SF	CI	2B	3B	HR	AB	BF	FO	GO	NP
STAEHELY, C L,0-1	5.1	6	7	7	4	3	1	0	0	0	1	0	0	2	0	0	22	27	9	4	110
HOGLUND, M	2.2	2	1	1	2	2	2	1	0	0	0	1	0	0	0	0	9	13	4	2	41
MELIN, N	1.0	2	1	1	0	2	0	0	0	0	0	0	0	1	0	0	5	5	1	0	17

Umpires - HP: LEONE, Pierfranco (ITA) 1B: FERNANDEZ, Javier (MEX) 2B: GARCIA, Adolfo (ESP) 3B: JALSIC, Nino (CRO)

SCOREKEEPERS: SANTOS, Susana (ESP). FATOUT, Aude (FRA). GUTIERREZ, Rocio (ESP).

TC: ARRIETA, Humberto (CUB). BUNTA, Frantisek (SVK)

Start: 11:00 Time: 2:37 Attendance: 250

Game notes:

Game: 02



EUROBASEBALL'07

Resumen Partido 3 - Game Summary 3



Czech Rep. (CZE) – Croatia (CRO)



Sep 08, 2007 at Sant Boi (Sant Boi)

Player	CROATIA 1 (0-1)																			
	AB	R	H	BI	2B	3B	HR	BB	SB	CS	HP	SH	SF	SO	IBB	KL	GDP	PO	A	E
CUSAK, D 2b	4	0	0	0	0	0	0	0	0	0	0	0	0	1	0	0	0	2	2	0
KARIN, D 3b	4	0	2	0	1	0	0	0	0	1	0	0	0	1	0	1	0	2	2	0
POSPISHIL, J ss	2	0	0	0	0	0	0	2	0	0	0	0	0	1	1	0	0	1	3	0
BROZINIC, J 1b	2	1	0	0	0	0	0	2	0	0	0	0	0	2	0	0	0	10	0	0
RACIC, I lf	4	0	1	0	0	0	0	0	0	0	0	0	0	1	0	0	0	2	0	0
PEREIRA, E dh	4	0	2	1	1	0	0	0	0	0	0	0	0	2	0	0	0	0	0	0
SPOLJARIC, N rf	2	0	0	0	0	0	0	0	0	0	1	0	0	0	0	0	0	1	0	1
GALES, S ph	0	0	0	0	0	0	0	1	0	0	0	0	0	0	0	0	0	0	0	0
SUPRAHA, G ph	0	0	0	0	0	0	0	0	0	0	0	0	0	0	0	0	0	0	0	0
AGLADIUS, R c	4	0	0	0	0	0	0	0	0	0	0	0	0	2	0	1	0	4	3	1
PAVLAKOVIC M cf	4	0	1	0	0	0	0	0	0	0	0	0	0	2	0	0	0	2	0	0
SUMMERS, J p	0	0	0	0	0	0	0	0	0	0	0	0	0	0	0	0	0	0	3	0
LEVAK, D p	0	0	0	0	0	0	0	0	0	0	0	0	0	0	0	0	0	0	0	0
Totals.....	30	1	6	1	2	0	0	5	0	1	0	1	0	12	1	2	0	24	13	2

Player	CZECH REPUBLIC 4 (1-0)																			
	AB	R	H	BI	2B	3B	HR	BB	SB	CS	HP	SH	SF	SO	IBB	KL	GDP	PO	A	E
BAROCH, P ss	4	0	0	0	0	0	0	0	0	0	0	0	0	2	0	0	0	2	3	1
HAJTMAR, J 2b	4	0	0	0	0	0	0	0	0	1	0	0	0	1	0	0	0	1	2	0
MALIK, J rf	2	0	0	0	0	0	0	1	0	0	0	1	0	0	0	0	0	0	0	0
BUDSKY, P 1b	2	2	1	1	0	0	1	2	0	0	0	0	0	0	0	0	0	10	0	0
NAVRATIL, A lf	4	0	3	0	0	0	0	0	0	0	0	0	0	0	0	0	0	1	0	0
TOMAS, J pr/lf	0	1	0	0	0	0	0	0	1	0	0	0	0	0	0	0	0	0	0	0
BREN, M c	3	1	0	1	0	0	0	0	0	0	0	0	1	1	0	0	0	12	2	0
DRABEK, J 3b	2	0	2	1	0	0	0	1	0	0	1	0	0	0	0	0	0	0	3	0
STRITECKY, M dh	2	0	0	0	0	0	0	0	0	0	0	0	0	0	0	0	0	0	0	0
CECH, P dh	2	0	0	0	0	0	0	0	0	0	0	0	0	1	0	1	1	0	0	0
HRUSOVSKY, K cf	3	0	1	0	0	0	0	0	0	0	0	0	0	1	0	0	0	0	1	0
KUBAT, L p	0	0	0	0	0	0	0	0	0	0	0	0	0	0	0	0	0	1	2	0
HOMOLKA, J p	0	0	0	0	0	0	0	0	0	0	0	0	0	0	0	0	0	0	0	0
GAJDOS, M p	0	0	0	0	0	0	0	0	0	0	0	0	0	0	0	0	0	0	0	0
TOUFAR, J p	0	0	0	0	0	0	0	0	0	0	0	0	0	0	0	0	0	0	0	0
Totals.....	28	4	7	3	0	0	1	4	1	1	1	1	1	6	0	1	1	27	13	1

CROATIA	IP	H	R	ER	BB	SO	WP	HB	BK	IBB	SH	SF	CI	2B	3B	HR	AB	BF	FO	GO	NP
SUMMERS, J L,0-1	7.2	7	4	3	4	5	1	1	0	0	1	1	0	0	0	1	27	34	7	9	133
LEVAK, D	0.1	0	0	0	0	1	0	0	0	0	0	0	0	0	0	0	1	1	0	0	4

CZECH REPUBLIC	IP	H	R	ER	BB	SO	WP	HB	BK	IBB	SH	SF	CI	2B	3B	HR	AB	BF	FO	GO	NP
KUBAT, L W,1-0	5.0	4	1	1	3	6	1	0	0	0	1	0	0	0	0	0	17	21	2	6	102
HOMOLKA, J	3.0	2	0	0	1	4	0	0	0	1	0	0	0	2	0	0	10	11	2	2	44
GAJDOS, M	0.1	0	0	0	0	1	0	0	0	0	0	0	0	0	0	0	1	1	0	0	8
TOUFAR, J S,1	0.2	0	0	0	1	1	0	0	0	0	0	0	0	0	0	0	2	3	0	1	16

Umpires - HP: RODRIGUEZ, Willy (PUR) 1B: MENENDEZ, Javier (ESP) 2B: LARKIN, Michael (RUS) 3B: JANKOVIC, Mojmir (SVK)

SCOREKEEPERS: ESCRIBANO, Iranzu (ESP), STEIJGER, Linda (NED), KRESOVA, Ivana (ESP)

TC: GUILLIZZONI, Giuseppe (ITA). BONILLA, Angel (USA)

Start: 11:00 Time: 2:50 Attendance: 150

Game notes:

KUBAT, L faced 1 batter in the 6th.

Game: 03



EUROBASEBALL'07

Resumen Partido 4 - Game Summary 4



Ukraine (UKR) – Italy (ITA)



Sep 08, 2007 at Barcelona (C.Perez de Rozas)

		ITALY 13 (1-0)																		
Player	AB	R	H	BI	2B	3B	HR	BB	SB	CS	HP	SH	SF	SO	IBB	KL	GDP	PO	A	E
BUCCHERI, JF cf	5	0	0	1	0	0	0	1	0	0	0	0	0	1	0	0	0	0	0	0
DALLOSPEDALE 2b	5	0	2	2	0	0	0	0	1	0	0	0	0	0	0	0	0	1	3	0
CHIARINI, M rf	5	2	2	0	0	0	0	0	0	0	0	0	0	1	0	1	0	0	0	0
DE BIASE, M dh	4	0	1	0	1	0	0	0	0	0	0	0	0	1	0	0	0	0	0	0
MAZZUCA, J.S dh	1	1	1	1	0	1	0	0	0	0	0	0	0	0	0	0	0	0	0	0
CHAPELLI, L lf	4	2	1	2	0	0	1	0	0	0	0	0	0	0	0	0	0	0	0	0
AVAGNINA, L ph/lf	1	1	1	1	0	0	0	0	0	0	0	0	0	0	0	0	0	0	0	0
MAZZANTI, G 3b	5	4	4	0	2	0	0	0	0	0	0	0	0	0	0	0	0	0	3	0
LIDDI, A 1b	4	2	2	2	1	0	0	0	0	0	0	0	1	1	0	0	0	14	2	0
PARISI, V.J. c	4	1	2	2	1	0	0	0	0	0	1	0	0	0	0	0	0	6	1	0
LA FERA, S ss	1	0	0	0	0	0	0	1	0	0	0	0	0	0	0	0	0	0	2	0
SANTORA, J ph/ss	1	0	1	1	0	0	0	1	0	0	0	0	1	0	0	0	0	1	2	1
RICHETTI, C p	0	0	0	0	0	0	0	0	0	0	0	0	0	0	0	0	0	1	2	0
NORRITO, G p	0	0	0	0	0	0	0	0	0	0	0	0	0	0	0	0	0	1	0	0
D'ANGELO, M p	0	0	0	0	0	0	0	0	0	0	0	0	0	0	0	0	0	0	0	0
Totals.....	40	13	17	12	5	1	1	3	1	0	1	0	2	4	0	1	0	24	15	1

		UKRAINE 0 (0-1)																		
Player	AB	R	H	BI	2B	3B	HR	BB	SB	CS	HP	SH	SF	SO	IBB	KL	GDP	PO	A	E
TYKHONETS, S 3b	3	0	0	0	0	0	0	0	0	0	0	0	0	2	0	0	0	0	4	0
PALAMARCHUK rf	3	0	0	0	0	0	0	0	0	0	0	0	0	1	0	0	0	2	0	0
DEYKUN, R dh	3	0	1	0	0	0	0	0	0	0	0	0	0	0	0	0	0	0	0	0
KOROBKO, S 1b	3	0	0	0	0	0	0	0	0	0	0	0	0	0	0	0	0	9	0	1
SHVETS, Y lf	2	0	0	0	0	0	0	1	0	0	0	0	0	1	0	0	0	1	0	0
AGAPOV, D ss	2	0	0	0	0	0	0	1	0	0	0	0	0	0	0	0	0	3	5	1
KIIACHENKO, M 2b	1	0	0	0	0	0	0	0	0	0	0	0	0	0	0	0	0	2	1	0
MAMONTOV, O ph/2b	2	0	0	0	0	0	0	0	0	0	0	0	0	0	0	0	0	1	0	0
SYVRYNCHUK cf	2	0	0	0	0	0	0	1	0	0	0	0	0	0	0	0	1	1	0	0
HOLOVKO, S c	1	0	0	0	0	0	0	0	0	0	0	0	0	1	0	0	0	4	0	0
SHKATULA, O c	2	0	0	0	0	0	0	0	0	0	0	0	0	1	0	0	0	0	0	0
YATSYUK, R p	0	0	0	0	0	0	0	0	0	0	0	0	0	0	0	0	0	0	0	0
TROFYMENKO, O p	0	0	0	0	0	0	0	0	0	0	0	0	0	0	0	0	0	0	0	0
TKACHENKO, Y p	0	0	0	0	0	0	0	0	0	0	0	0	0	0	0	0	0	1	0	0
LITVINCHUK, I p	0	0	0	0	0	0	0	0	0	0	0	0	0	0	0	0	0	0	0	0
DOVGALENKO, V p	0	0	0	0	0	0	0	0	0	0	0	0	0	0	0	0	0	0	0	0
Totals.....	24	0	1	0	0	0	0	3	0	0	0	0	0	6	0	0	1	24	10	2

ITALY	IP	H	R	ER	BB	SO	WP	HB	BK	IBB	SH	SF	CI	2B	3B	HR	AB	BF	FO	GO	NP
RICHETTI, C W,1-0	6.0	0	0	0	0	4	0	0	0	0	0	0	0	0	0	0	18	18	1	12	54
NORRITO, G	1.0	1	0	0	0	2	0	0	0	0	0	0	0	0	0	0	4	4	0	1	12
D'ANGELO, M	1.0	0	0	0	3	0	0	0	0	0	0	0	0	0	0	0	2	5	2	0	23

UKRAINE	IP	H	R	ER	BB	SO	WP	HB	BK	IBB	SH	SF	CI	2B	3B	HR	AB	BF	FO	GO	NP
YATSYUK, R	1.0	1	0	0	1	1	0	0	0	0	0	0	0	0	0	0	4	5	1	1	19
TROFYMENKO, O L,0-1	1.0	3	2	2	1	2	0	0	0	0	0	0	0	0	0	0	6	7	1	0	31
TKACHENKO, Y	1.0	1	0	0	0	1	0	0	0	0	0	0	0	1	0	0	4	4	1	1	10
LITVINCHUK, I	1.2	5	4	4	1	0	0	0	0	0	0	0	0	2	0	1	10	11	2	3	39
DOVGALENKO, V	3.1	7	7	4	0	0	0	1	0	0	0	2	0	2	1	0	16	19	5	5	55

Umpires - HP: VERBRUGGE, Arnold (NED) 1B: WALLACE, Mike (USA) 2B: MARIN, Fernando(ESP) 3B: PRIBYL, Frantisek (CZE) **SCOREKEEPERS**: MARTIN, Jose J.(ESP), FERNANDEZ DE HENESTROSA ,Blanca (ESP), SALVADOR, Elisabet (ESP) **TC**: MEURANT, Jean Marie (FRA),GARCIA, Juan (ESP)

Start: 11: Time: 2:07 Attendance: 100
 Game notes:
 Game: 04



EUROBASEBALL'07

Resumen Partido 5 - Game Summary 5



Austria (AUT) – Netherlands (NED)



Sep 08, 2007 at Viladecans (Viladecans)

NETHERLANDS 22 (1-0)

Player	AB	R	H	BI	2B	3B	HR	BB	SB	CS	HP	SH	SF	SO	IBB	KL	GDP	PO	A	E
BERNADINA, R cf	4	4	4	3	1	0	1	0	1	0	0	0	0	0	0	0	0	0	0	0
BALENTINA, R lf	0	0	0	1	0	0	0	1	0	0	0	0	1	0	0	0	0	0	0	0
STATIA, H ss	5	1	3	1	0	0	0	0	0	0	0	0	0	0	0	0	0	0	1	0
ROOI, V ph/3b	1	0	0	0	0	0	0	0	0	0	0	0	0	0	0	0	0	0	0	0
DECASTER, Y lb	5	2	2	1	0	0	0	0	0	0	0	0	0	0	0	0	0	6	0	0
ADRIANA, S dh	2	2	2	3	1	0	0	2	0	0	0	0	0	0	0	0	0	0	0	0
MONTE, P dh	1	0	0	0	0	0	0	0	0	0	0	0	0	0	0	0	0	0	0	0
JONG DE, S c	4	1	2	2	0	0	0	1	0	0	0	0	0	0	0	0	0	7	0	0
LEGITO, R 3b/ss	2	3	0	0	0	0	0	3	0	0	0	0	0	1	0	1	0	0	2	1
HALMAN, G rf/cf	5	3	3	0	1	0	0	0	0	0	0	0	0	1	0	0	0	0	0	0
ROMBLEY, D lf/cf	3	2	2	3	0	0	0	0	0	0	0	0	0	0	0	0	0	0	0	0
KLOOSTER, D ph/rf	1	1	0	1	0	0	0	1	0	0	0	0	0	0	0	0	0	0	0	0
DUURSMAN, M 2b	3	3	2	5	1	1	0	1	0	0	0	0	1	0	0	0	0	2	4	1
MARKWELL, D p	0	0	0	0	0	0	0	0	0	0	0	0	0	0	0	0	0	0	1	1
BERKENBOS., K p	0	0	0	0	0	0	0	0	0	0	0	0	0	0	0	0	0	0	0	0
STUIFBER., N p	0	0	0	0	0	0	0	0	0	0	0	0	0	0	0	0	0	0	0	0
Totals.....	36	22	20	20	4	1	1	9	1	0	0	0	2	2	0	1	0	15	8	3

AUSTRIA 0 (0-1)

Player	AB	R	H	BI	2B	3B	HR	BB	SB	CS	HP	SH	SF	SO	IBB	KL	GDP	PO	A	E
FRICK, J lf	1	0	0	0	0	0	0	0	0	0	0	0	0	1	0	1	0	3	0	0
KANTHAK, O ph/lf	2	0	0	0	0	0	0	0	0	0	0	0	0	0	0	0	0	1	0	0
TOMSICH, C lb	2	0	0	0	0	0	0	0	0	0	0	0	0	1	0	1	0	3	1	0
RAUCH, L ss	2	0	0	0	0	0	0	0	0	0	0	0	0	2	0	1	0	0	1	1
RABENGRUB., M dh	2	0	1	0	0	0	0	0	0	0	0	0	0	0	0	0	0	0	0	0
FERAK, P c	2	0	0	0	0	0	0	0	0	0	0	0	0	1	0	0	0	2	0	0
GRUBER, A c	0	0	0	0	0	0	0	0	0	0	0	0	0	0	0	0	0	0	0	0
KLINC, G rf	2	0	0	0	0	0	0	0	0	0	0	0	0	0	0	0	1	1	0	0
SCHOLDAN, M cf	2	0	0	0	0	0	0	0	0	0	0	0	0	0	0	0	0	2	0	1
PODREKA, E 2b	1	0	0	0	0	0	0	0	0	0	0	0	0	1	0	0	0	1	0	0
LOFFLER, D 2b	1	0	0	0	0	0	0	0	0	0	0	0	0	0	0	0	0	0	0	0
MACHIAN, J 3b	0	0	0	0	0	0	0	1	0	0	0	0	0	0	0	0	0	1	1	1
PLAGG, S 3b	1	0	0	0	0	0	0	0	0	0	0	0	0	0	0	0	0	0	1	0
CICHOCKI, C p	0	0	0	0	0	0	0	0	0	0	0	0	0	0	0	0	0	0	0	0
KORBER, D p	0	0	0	0	0	0	0	0	0	0	0	0	0	0	0	0	0	0	0	0
STRINI, W p	0	0	0	0	0	0	0	0	0	0	0	0	0	0	0	0	0	0	0	0
KAINZ, H p	0	0	0	0	0	0	0	0	0	0	0	0	0	0	0	0	0	1	0	0
Totals.....	18	0	1	0	0	0	0	1	0	0	0	0	0	6	0	3	1	15	4	3

NETHERLANDS	IP	H	R	ER	BB	SO	WP	HB	EK	IBB	SH	SF	CI	2B	3B	HR	AB	BF	FO	GO	NP
MARKWELL, D	3.0	0	0	0	1	6	0	0	0	0	0	0	0	0	0	0	11	12	0	3	51
BERKENBOS., K	1.0	1	0	0	0	0	0	0	0	0	0	0	0	0	0	0	3	3	1	1	13
STUIFBER., N W,1-0	1.0	0	0	0	0	0	0	0	0	0	0	0	0	0	0	0	4	4	0	3	17

AUSTRIA	IP	H	R	ER	BB	SO	WP	HB	EK	IBB	SH	SF	CI	2B	3B	HR	AB	BF	FO	GO	NP
CICHOCKI, C L,0-1	1.0	7	8	8	3	1	1	0	0	0	0	0	0	2	0	0	11	14	0	2	55
KORBER, D	1.0	5	5	4	2	1	2	0	0	0	0	1	0	0	0	1	8	11	2	0	32
STRINI, W	1.0	4	4	0	0	0	0	0	0	0	0	0	0	1	0	0	8	8	2	1	21
KAINZ, H	2.0	4	5	5	4	0	3	0	0	0	0	1	0	1	1	0	9	14	3	3	56

Umpires - HP: MERCIER, Benoit (CAN) 1B: MAKOUCHETCHEV, Serge (FRA) 2B: KULHANEK, David (CZE) 3B: JORGENSEN, Henrik (SWE) **SCOREKEEPERS**: DE LEON, Andres (PAN). IZAGUIRRE, Oscar (VEN), GUTIERREZ, Rocio (ESP) **TC**: HOFFMANN, Roland (GER). STROM, Peter (SWE)

Start: 16:00 Time: 1:50 Attendance: 300


Game notes:

Game: 05



EUROBASEBALL'07

Resumen Partido 6 - Game Summary 6



France (FRA) – Russia (RUS)



Sep 08, 2007 at Barcelona (Perez de Rozas)

Player	RUSSIA 2 (0-1)																			
	AB	R	H	BI	2B	3B	HR	BB	SB	CS	HP	SH	SF	SO	IBB	KL	GDP	PO	A	E
NIZOV, A 2b	3	1	0	0	0	0	0	0	0	0	1	0	0	2	0	1	0	1	4	0
YUDAEV, M 1b	4	1	1	0	0	0	0	0	0	0	0	0	0	2	0	0	0	14	1	0
VASILIEV, A lf	4	0	2	2	0	1	0	0	0	0	0	0	0	1	0	0	0	1	0	0
BOLOTIN, A 3b	3	0	0	0	0	0	0	1	0	0	0	0	0	1	0	1	0	0	1	0
ARTAMONOV, A ss	4	0	0	0	0	0	0	0	0	0	0	0	0	1	0	1	0	1	3	1
SOLOVIEV, S c	3	0	0	0	0	0	0	0	0	0	0	0	0	0	0	0	0	7	0	0
KRIPOCHIN, A rf	3	0	0	0	0	0	0	0	0	0	0	0	0	0	0	0	0	0	0	0
VASHAKIDZE A dh	2	0	0	0	0	0	0	0	0	0	0	0	0	2	0	0	0	0	0	0
ZHAROV, S ph	1	0	0	0	0	0	0	0	0	0	0	0	0	0	0	0	0	0	0	0
TOROPOV, A cf	3	0	0	0	0	0	0	0	0	0	0	0	1	0	0	0	0	0	0	0
VASILIEV, V p	0	0	0	0	0	0	0	0	0	0	0	0	0	0	0	0	0	0	0	1
SHIROKIY, A p	0	0	0	0	0	0	0	0	0	0	0	0	0	0	0	0	0	0	2	0
Totals.....	30	2	3	2	0	1	0	1	0	0	1	0	0	10	0	3	0	24	11	2

Player	FRANCE 4 (1-0)																			
	AB	R	H	BI	2B	3B	HR	BB	SB	CS	HP	SH	SF	SO	IBB	KL	GDP	PO	A	E
HERVE, S ss	4	0	0	0	0	0	0	0	0	0	0	0	0	1	0	1	0	3	4	0
BERT, J rf	2	2	0	0	0	0	0	2	1	0	0	0	0	1	0	0	0	0	0	0
MARCHE, B 1b	4	0	0	0	0	0	0	0	0	0	0	0	0	0	0	0	0	5	4	0
FESSY, G lf	3	1	1	1	1	0	0	1	0	0	0	0	0	1	0	0	0	2	0	0
BOUTAGRA, J c	2	0	0	0	0	0	0	1	0	0	1	0	0	0	0	0	0	10	0	0
PEYRICHOU, F 2b	4	0	0	0	0	0	0	0	0	0	0	0	0	1	0	0	0	1	1	0
MEURANT, D 3b	3	0	0	1	0	0	0	1	0	0	0	0	0	1	0	0	0	0	0	0
ROUSSEAU, J dh	3	0	0	0	0	0	0	1	0	0	0	0	0	2	0	0	0	0	0	0
HAGIWARA, K cf	2	1	1	0	0	0	0	1	2	0	0	0	0	0	0	0	0	2	0	0
MEURANT, S p	0	0	0	0	0	0	0	0	0	0	0	0	0	0	0	0	0	4	1	0
Totals.....	27	4	2	2	1	0	0	7	3	0	1	0	0	7	0	1	0	27	10	0

RUSSIA	IP	H	R	ER	BB	SO	WP	HB	BK	IBB	SH	SF	CI	2B	3B	HR	AB	BF	FO	GO	NP
VASILIEV, V L,0-1	5.0	1	4	1	6	3	0	1	1	0	0	0	0	1	0	0	18	25	2	10	117
SHIROKIY, A	3.0	1	0	0	1	4	0	0	0	0	0	0	0	0	0	0	9	10	3	1	38

FRANCE	IP	H	R	ER	BB	SO	WP	HB	BK	IBB	SH	SF	CI	2B	3B	HR	AB	BF	FO	GO	NP
MEURANT, S W,1-0	9.0	3	2	2	1	10	0	1	0	0	0	0	0	0	1	0	30	32	6	11	133

Umpires - HP: SRETI, Marco (ITA) 1B: Van Den BERK, Edwin (NED) 2B: SANCHEZ, Manolo (ESP) 3B: BESZCZYNSKI, Dana (AUT)
SCOREKEEPERS: SOJAT, Erika (ITA). VERBRUGGE, Francis (NED). GOLLS, Joan (ESP). SANJUAN, Teresa. (ESP).
TC: FANARA, Angelo (ITA). VERA, Jesus (ESP)

Game notes:
 Start: 19:00 Time: 2:13 Attendance: 400
 Game: 06



EUROBASEBALL'07

Resumen Partido 7 - Game Summary 7



#4 Croatia (CRO) – #4 Sweden (SWE)



Sep 09, 2007 at Barcelona (C.Perez de Rozas)

Player	SWEDEN 11 (1-1)																			
	AB	R	H	BI	2B	3B	HR	BB	SB	CS	HP	SH	SF	SO	IBB	KL	GDP	PO	A	E
SORGI, A 2b	5	1	3	2	2	0	0	0	0	0	0	1	0	0	0	0	0	0	4	1
LINDGREN, P lf	6	2	1	1	0	0	0	0	0	0	0	0	0	2	0	0	0	1	0	0
DERMENDZIEV cf	5	1	3	3	1	1	0	0	0	0	0	0	0	1	0	1	0	2	0	0
JOHANSSON, C cf	0	0	0	0	0	0	0	0	0	0	0	0	0	0	0	0	0	1	0	0
REIMER, R ss	4	0	1	0	0	0	0	1	0	0	0	0	0	1	0	1	0	2	6	0
PILEGARD, M c	5	0	3	2	1	0	0	0	0	0	0	0	0	1	0	0	0	7	0	0
LINDBERG, D 1b	4	0	0	0	0	0	0	0	0	0	0	0	0	0	0	0	0	10	1	0
FARTH, D ph	1	1	1	0	0	0	0	0	0	0	0	0	0	0	0	0	0	0	0	0
JOHANNESS.,B 1b	0	0	0	0	0	0	0	0	0	0	0	0	0	0	0	0	0	2	0	0
LEANDER, R dh	4	0	0	0	0	0	0	0	0	0	0	0	0	1	0	0	0	0	0	0
STAEHEL, C ph	1	0	0	0	0	0	0	0	0	0	0	0	0	0	0	0	0	0	0	0
BORJES, H pr/dh	0	1	0	0	0	0	0	0	0	0	0	0	0	0	0	0	0	0	0	0
GAJZLER, P rf	2	1	0	0	0	0	0	0	0	1	0	0	1	0	0	0	0	2	0	0
JOHANNESS.,P rf	2	2	2	2	1	1	0	0	0	0	0	0	0	0	0	0	0	0	0	1
LJUNG, R 3b	3	2	1	0	1	0	0	2	0	0	0	0	1	0	1	0	0	0	0	0
STENIS, M p	0	0	0	0	0	0	0	0	0	0	0	0	0	0	0	0	0	0	0	0
Totals.....	42	11	15	10	6	2	0	3	0	0	1	1	0	8	0	3	0	27	11	2

Player	CROATIA 2 (0-2)																			
	AB	R	H	BI	2B	3B	HR	BB	SB	CS	HP	SH	SF	SO	IBB	KL	GDP	PO	A	E
CUSAK, D 2b	2	1	1	0	0	0	0	2	1	0	0	0	0	0	0	0	0	3	2	1
KARIN, D 3b	4	1	1	0	0	0	0	0	0	0	0	0	0	1	0	0	0	1	1	0
POSPISHIL, J ss	4	0	0	0	0	0	0	0	1	0	0	0	0	0	0	0	0	4	4	1
RACIC, I lf	4	0	0	0	0	0	0	0	0	0	0	0	0	2	0	1	0	1	0	0
PEREIRA, E dh	3	0	1	2	0	0	0	1	0	0	0	0	0	1	0	0	0	0	0	0
BROZINIC, J 1b	4	0	1	0	0	0	0	0	0	0	0	0	0	0	0	0	0	6	1	0
SPOLJARIC, N rf	2	0	0	0	0	0	0	0	0	0	0	0	0	0	0	0	1	0	0	0
CURIC, M ph	1	0	0	0	0	0	0	0	0	0	0	0	0	0	0	0	0	0	0	0
SUPRAHA, G rf	0	0	0	0	0	0	0	0	0	0	0	0	0	0	0	0	0	0	0	1
LATKOVIC, D c	3	0	0	0	0	0	0	0	0	0	0	0	0	1	0	0	0	9	1	0
PAVLAKOVIC M cf	3	0	0	0	0	0	0	0	0	0	0	0	0	1	0	1	0	3	0	0
GALES, S p	0	0	0	0	0	0	0	0	0	0	0	0	0	0	0	0	0	0	3	1
FARKAS, M p	0	0	0	0	0	0	0	0	0	0	0	0	0	0	0	0	0	0	0	0
GROFELNIK, M p	0	0	0	0	0	0	0	0	0	0	0	0	0	0	0	0	0	0	0	0
VUJNOVIC, S p	0	0	0	0	0	0	0	0	0	0	0	0	0	0	0	0	0	0	0	0
MARIN, D p	0	0	0	0	0	0	0	0	0	0	0	0	0	0	0	0	0	0	0	0
Totals.....	30	2	4	2	0	0	0	3	2	0	0	0	0	6	0	2	1	27	12	4

SWEDEN	IP	H	R	ER	BB	SO	WP	HB	EK	IBB	SH	SF	CI	2B	3B	HR	AB	BF	FO	GO	NP
STENIS, M W,1-0	9.0	4	2	2	3	6	0	0	0	0	0	0	0	0	0	0	30	33	8	12	132
CROATIA	IP	H	R	ER	BB	SO	WP	HB	EK	IBB	SH	SF	CI	2B	3B	HR	AB	BF	FO	GO	NP
GALES, S L,0-1	6.0	7	4	4	1	4	0	1	0	0	0	0	0	3	1	0	25	27	7	6	93
FARKAS, M	0.2	2	1	1	1	0	0	0	0	0	1	0	0	0	0	0	3	5	0	2	18
GROFELNIK, M	0.1	0	0	0	0	0	0	0	0	0	0	0	0	0	0	0	1	1	1	0	1
VUJNOVIC, S	0.2	3	3	3	1	0	0	0	0	0	0	0	0	2	0	0	5	6	1	1	23
MARIN, D	1.1	3	3	2	0	4	0	0	0	0	0	0	0	1	1	0	8	8	0	0	30

Umpires - HP: LARKIN, Michael(RUS) 1B: KULHANEK, David (CZE) 2B: MERCIER, Benoit (CAN) 3B: MARIN, Fernando(ESP) **SCOREKEEPERS**: FERNANDEZ DE HENESTROSA, Blanca (ESP);CARPIO, Pablo (ESP); SALVADOR, Elisabet (ESP) **TC**: GUILIZZONI, Beppe (ITA);VERA, Jesus (ESP)

Start: 11:00 Time: 2:32 Attendance: 400
 Game notes:
 GALES, S faced 1 batter in the 7th.



EUROBASEBALL'07

Resumen Partido 8 - Game Summary 8



#4 Spain (ESP) – #4 Ukraine (UKR)



Sep 09, 2007 at Barcelona (Viladecans)

UKRAINE 4 (0-2)

Player	AB	R	H	BI	2B	3B	HR	BB	SB	CS	HP	SH	SF	SO	IBB	KL	GDP	PO	A	E
AGAPOV, D 3b	5	1	2	0	0	0	0	0	0	1	0	0	0	2	0	0	0	1	2	0
PALAMARCHUK c	3	1	2	0	0	0	0	1	0	0	0	1	0	0	0	0	0	4	1	0
DEYKUN, R 1b	5	1	1	1	1	0	0	0	0	0	0	0	0	2	0	0	0	4	1	0
KOROBKO, S rf	4	0	1	0	0	0	0	0	0	0	0	0	0	1	0	0	0	6	0	0
SHVETS, Y dh	3	1	1	1	0	0	0	1	0	0	0	0	0	1	0	0	0	0	0	0
TYKHONETS, S cf	3	0	0	1	0	0	0	0	0	0	1	0	0	0	0	0	0	2	0	0
KLIACHENKO, M ss	2	0	0	0	0	0	0	1	0	0	1	0	0	0	0	0	0	1	1	0
TKACHENKO, Y lf	1	0	0	1	0	0	0	1	0	0	0	1	1	0	0	0	0	2	0	0
MAMONTOV, O 2b	4	0	0	0	0	0	0	0	0	0	0	0	0	1	0	1	0	3	3	0
KOROLOV, A p	0	0	0	0	0	0	0	0	0	0	0	0	0	0	0	0	0	1	1	0
YATSYUK, R p	0	0	0	0	0	0	0	0	0	0	0	0	0	0	0	0	0	0	0	0
KUBALSKYY, A p	0	0	0	0	0	0	0	0	0	0	0	0	0	0	0	0	0	0	0	0
HOLOVKO, S p	0	0	0	0	0	0	0	0	0	0	0	0	0	0	0	0	0	0	0	0
Totals.....	30	4	7	4	1	0	0	4	0	1	2	2	1	7	0	1	0	24	9	0

SPAIN 5 (1-1)

Player	AB	R	H	BI	2B	3B	HR	BB	SB	CS	HP	SH	SF	SO	IBB	KL	GDP	PO	A	E
FIGUEROA, D cf	4	0	2	1	1	0	0	0	0	1	0	0	1	2	0	1	0	1	0	0
GARCIA, J lf	3	0	2	0	0	0	0	2	0	0	0	0	0	0	0	0	0	2	0	0
CRUZ, J rf	3	0	0	0	0	0	0	2	0	0	0	0	0	0	0	0	0	1	0	1
FREIRE, A 1b	4	0	2	2	0	0	0	0	0	0	1	0	0	0	0	0	1	14	0	0
RIERA, J.L. dh	5	1	1	0	0	0	0	0	0	0	0	0	0	0	0	0	0	0	0	0
CARRILLO, M 3b	3	0	1	0	0	0	0	0	0	0	0	0	0	1	0	0	0	1	2	0
FREIRE, D 3b	0	1	0	0	0	0	0	1	0	0	0	0	0	0	0	0	0	0	0	0
CARMONA, A 2b	3	0	0	0	0	0	0	0	0	0	0	0	0	1	0	0	0	0	4	0
MARTINEZ, D ph	0	0	0	0	0	0	0	0	0	0	1	0	0	0	0	0	0	0	0	0
SANCHEZ, D pr/2b	0	1	0	0	0	0	0	0	0	0	0	0	0	0	0	0	0	0	1	0
PEREZ, N ss	3	1	1	1	0	0	0	1	0	0	0	0	0	0	0	0	0	0	5	0
MORA, M c	3	1	1	0	0	0	0	0	0	0	0	0	0	0	0	0	0	6	0	0
NAVARRO, D ph/c	1	0	1	1	0	0	0	0	0	0	0	0	0	0	0	0	0	2	0	0
RIZO, M p	0	0	0	0	0	0	0	0	0	0	0	0	0	0	0	0	0	0	1	0
LEAL, R p	0	0	0	0	0	0	0	0	0	0	0	0	0	0	0	0	0	0	2	0
GUTIERREZ, F p	0	0	0	0	0	0	0	0	0	0	0	0	0	0	0	0	0	0	0	0
Totals.....	32	5	11	5	1	0	0	6	0	1	2	0	1	4	0	1	1	27	15	1

UKRAINE	IP	H	R	ER	BB	SO	WP	HB	BK	IBB	SH	SF	CI	2B	3B	HR	AB	BF	FO	GO	NP
KOROLOV, A	7.0	10	3	3	4	4	0	0	0	0	0	0	0	1	0	0	29	33	9	6	117
YATSYUK, R L,0-1	0.0	1	2	2	1	0	0	1	0	0	0	0	0	0	0	0	1	3	0	0	14
KUBALSKYY, A	0.2	0	0	0	1	0	0	0	0	0	0	1	0	0	0	0	1	3	2	0	18
HOLOVKO, S	0.1	0	0	0	0	0	0	1	0	0	0	0	0	0	0	0	1	2	1	0	6

SPAIN	IP	H	R	ER	BB	SO	WP	HB	BK	IBB	SH	SF	CI	2B	3B	HR	AB	BF	FO	GO	NP
RIZO, M	3.0	5	4	4	1	0	0	2	0	0	1	1	0	1	0	0	11	16	2	6	38
LEAL, R W,1-0	5.0	2	0	0	2	5	0	0	0	0	1	0	0	0	0	0	16	19	2	8	61
GUTIERREZ, F S,1	1.0	0	0	0	1	2	0	0	0	0	0	0	0	0	0	0	3	4	0	1	21

Umpires - HP: FERNANDEZ, Jair (MEX); 1B: JALSIC, Ninoslav (CRO); 2B: VAN DEN BERK, Edwin (NED); 3B: JORGENSEN, Henrik (SWE).

SCOREKEEPERS: FATOUT, Aude (FRA); DE LEON, ANDRES (PAN); KRESOVA, Ivana (CZE)

TC: ARRIETA, Humberto (CUB), FANARA, Angelo (ITA)

Start: 11:30 Time: 2:34 Attendance: 400

Game notes:

KOROLOV, A faced 2 batters in the 8th.

YATSYUK, R faced 3 batters in the 8th.



EUROBASEBALL'07

Resumen Partido 9 - Game Summary 9



#1 Germany (GER) – #4 Austria (AUT)



Sep 09, 2007 at Sant Boi (Sant Boi)

Player	AUSTRIA 0 (0-2)																			
	AB	R	H	BI	2B	3B	HR	BB	SB	CS	HP	SH	SF	SO	IBB	KL	GDP	PO	A	E
FRICK, J cf	1	0	0	0	0	0	0	1	0	0	0	0	0	0	0	0	0	3	1	0
SCHOLDAN, M cf	1	0	0	0	0	0	0	0	0	0	0	0	0	1	0	0	0	1	0	0
KLINC, G rf/p	3	0	0	0	0	0	0	0	0	0	0	0	0	0	0	0	1	0	0	0
RAUCH, L ss	2	0	0	0	0	0	0	0	0	0	0	0	0	1	0	0	0	0	0	0
PODREKA, E ss	1	0	0	0	0	0	0	0	0	0	0	0	0	0	0	0	0	1	0	1
RABENGRUB.,M lf	2	0	0	0	0	0	0	0	0	0	0	0	0	1	0	0	0	1	0	0
KANTHAK, O lf	0	0	0	0	0	0	0	0	0	0	0	0	0	0	0	0	0	0	0	0
FERAK, P c	2	0	0	0	0	0	0	0	0	0	0	0	0	1	0	1	0	3	2	0
CICHOCKI, C dh	2	0	0	0	0	0	0	0	0	0	0	0	0	1	0	0	0	0	0	0
RIGELE, L rf	0	0	0	0	0	0	0	0	0	0	0	0	0	0	0	0	0	0	0	0
GABLER, F lb	2	0	0	0	0	0	0	0	0	0	0	0	2	0	0	0	0	7	0	0
LOFFLER, D 2b	2	0	0	0	0	0	0	0	0	0	0	0	0	0	0	0	0	2	2	4
PLAGG, S 3b	2	0	0	0	0	0	0	0	0	0	0	0	0	0	0	0	0	1	2	0
HARASSER, W p	0	0	0	0	0	0	0	0	0	0	0	0	0	0	0	0	0	0	1	0
TOMSICH, C p	0	0	0	0	0	0	0	0	0	0	0	0	0	0	0	0	0	0	1	0
Totals.....	20	0	0	0	0	0	0	1	0	0	0	0	0	7	0	1	1	19	9	5

Player	GERMANY 10 (2-0)																			
	AB	R	H	BI	2B	3B	HR	BB	SB	CS	HP	SH	SF	SO	IBB	KL	GDP	PO	A	E
LUTZ, S cf	2	1	1	0	1	0	0	1	0	0	0	0	0	1	0	0	0	0	0	0
HOPFENSPE.,K ph/lf	2	1	1	2	0	0	1	0	0	0	0	0	0	0	0	0	0	0	0	0
HOWARD, P 2b	3	0	0	0	0	0	0	1	0	1	0	1	0	1	0	0	0	0	3	0
WULF, D 3b	3	1	1	2	0	0	1	0	0	0	0	0	0	0	0	0	0	0	2	0
LAUTERBACH A ph/lb	1	0	1	0	0	0	0	1	0	0	0	0	0	0	0	0	0	3	0	0
GUHRING, S dh	3	1	2	0	0	0	0	1	1	0	0	0	0	0	0	0	0	0	0	0
HEYMER, J dh	1	0	0	1	0	0	0	0	0	0	0	0	0	0	0	0	0	0	0	0
GRONAUER, K rf/cf	4	2	2	2	0	0	1	0	0	0	0	0	0	0	0	0	0	0	0	0
GRUBER, R lf/rf	4	2	2	1	0	0	1	0	0	0	0	0	0	0	0	0	0	1	0	0
FRANKE, M lb/3b	3	0	0	0	0	0	0	1	0	0	0	0	0	1	0	0	0	8	0	0
GIENGER, M c	3	0	1	0	0	0	0	0	0	0	1	0	0	0	0	0	0	7	1	0
JANZEN, A ss	2	1	0	1	0	0	0	1	0	0	0	0	0	0	0	0	0	2	3	0
SPEER, J ph	0	1	0	0	0	0	0	1	0	0	0	0	0	0	0	0	0	0	0	0
MOLLER, M p	0	0	0	0	0	0	0	0	0	0	0	0	0	0	0	0	0	0	2	0
Totals.....	31	10	11	9	1	0	4	7	1	1	1	1	0	3	0	0	0	21	11	0

AUSTRIA		IP	H	R	ER	BB	SO	WP	HB	BK	IBB	SH	SF	CI	2B	3B	HR	AB	BF	FO	GO	NP
HARASSER, W	L,0-1	4.0	8	7	7	5	1	2	1	0	0	1	0	0	1	0	3	18	25	4	5	86
TOMSICH, C		2.0	3	2	2	0	2	0	0	0	0	0	0	0	0	0	1	10	10	1	3	37
KLINC, G		0.1	0	1	0	2	0	0	0	0	0	0	0	0	0	0	0	3	5	1	0	17

GERMANY		IP	H	R	ER	BB	SO	WP	HB	BK	IBB	SH	SF	CI	2B	3B	HR	AB	BF	FO	GO	NP
MOLLER, M	W,1-0	7.0	0	0	0	1	7	0	0	0	0	0	0	0	0	0	0	20	21	3	10	90

Umpires - HP: MAKOUCHECHEV, Serge(FRA); 1B: SANCHEZ, Manolo (ESP); 2B: SCRETI, Marco (ITA); 3B: PRIBYL, Frantisek (CZE)

SCOREKEEPERS: IZAGUIRRE, Oscar (VEN). SOJAT, Erika (ITA). GUTIERREZ, Rocio (ESP)

TC: MEURANT, Jean Marie (FRA) BONILLA, Angel (USA)

Start: 11:00 Time: 1:53 Attendance: 102



EUROBASEBALL'07

Resumen Partido 10 - Game Summary 10

#1 Italy (ITA) – #1 France (FRA)

Sep 09, 2007 at Barcelona (C. Perez de Rozas)

FRANCE 5 (2-0)																				
Player	AB	R	H	BI	2B	3B	HR	BB	SB	CS	HP	SH	SF	SO	IBB	KL	GDP	PO	A	E
HERVE, S ss	2	1	0	0	0	0	0	1	2	0	1	1	0	1	1	0	0	2	3	0
BERT, J rf	4	1	1	1	0	0	0	1	0	0	0	0	0	2	0	0	0	2	0	0
MARCHE, B c	4	1	1	1	0	0	0	1	0	0	0	0	0	0	0	0	0	3	0	0
FESSY, G lf	4	0	1	1	0	0	0	0	0	0	1	0	0	2	0	0	0	4	0	0
BOUTAGRA, J dh	5	1	2	1	2	0	0	0	0	0	0	0	0	2	0	1	1	0	0	0
PEYRICHOU, F 2b	3	0	2	1	0	0	0	1	0	0	0	0	0	0	0	0	0	2	4	0
MEURANT, D 3b	3	0	0	0	0	0	0	0	0	0	1	0	0	2	0	0	0	0	3	0
GAUTHIER, D 1b	3	0	0	0	0	0	0	0	0	0	0	1	0	0	0	0	0	6	1	0
ROUSSEAU, J 1b	0	0	0	0	0	0	0	0	0	0	0	0	0	0	0	0	0	4	0	0
HAGIWARA, K cf	4	1	1	0	0	0	0	0	0	0	0	0	0	1	0	0	0	2	0	0
DUBAUT, N p	0	0	0	0	0	0	0	0	0	0	0	0	0	0	0	0	0	2	1	0
LEMESTRE, P p	0	0	0	0	0	0	0	0	0	0	0	0	0	0	0	0	0	0	2	0
Totals.....	32	5	8	5	2	0	0	4	2	0	3	2	0	10	1	1	1	27	14	0

ITALY 1 (1-1)																				
Player	AB	R	H	BI	2B	3B	HR	BB	SB	CS	HP	SH	SF	SO	IBB	KL	GDP	PO	A	E
BUCCHERI, JF cf	2	0	2	0	0	0	0	1	0	0	2	0	0	0	0	0	0	1	0	1
DALLOSPEDALE 2b	4	0	2	0	0	0	0	1	0	0	0	0	0	0	0	0	0	2	2	0
CHIARINI, M rf	4	0	0	0	0	0	0	0	0	0	0	0	0	0	0	0	2	2	0	0
DE BIASE, M dh	3	0	1	0	0	0	0	1	0	0	0	0	0	0	0	0	0	0	0	0
CHAPELLI, L lf	4	1	1	0	0	0	0	0	0	0	0	0	0	1	0	0	0	2	0	0
MAZZANTI, G 3b	4	0	1	0	1	0	0	0	0	0	0	0	0	0	0	0	0	0	1	1
LIDDI, A 1b	3	0	1	1	0	0	0	0	0	0	0	0	1	1	0	0	0	10	2	0
PARISI, V.J. c	3	0	0	0	0	0	0	0	0	0	0	0	0	0	0	0	0	9	1	0
MAZZUCA, J.S ph	1	0	1	0	0	0	0	0	0	0	0	0	0	0	0	0	0	0	0	0
SANTORA, J ss	4	0	0	0	0	0	0	0	0	0	0	0	0	1	0	1	0	0	3	0
PATRONE, S.E p	0	0	0	0	0	0	0	0	0	0	0	0	0	0	0	0	0	0	0	0
CORRADINI, R p	0	0	0	0	0	0	0	0	0	0	0	0	0	0	0	0	0	1	0	0
PEZZULO, C.A p	0	0	0	0	0	0	0	0	0	0	0	0	0	0	0	0	0	0	1	0
DI ROMA, C p	0	0	0	0	0	0	0	0	0	0	0	0	0	0	0	0	0	0	0	0
Totals.....	32	1	9	1	1	0	0	3	0	0	2	0	1	3	0	1	2	27	10	2

FRANCE		IP	H	R	ER	BB	SO	WP	HB	BK	IBB	SH	SF	CI	2B	3B	HR	AB	BF	FO	GO	NP
DUBAUT, N W,1-0		6.2	8	1	1	3	3	0	1	0	0	0	1	0	1	0	0	24	29	8	6	117
LEMESTRE, P S,1		2.1	1	0	0	0	0	0	1	0	0	0	0	0	0	0	0	8	9	2	5	29

ITALY		IP	H	R	ER	BB	SO	WP	HB	BK	IBB	SH	SF	CI	2B	3B	HR	AB	BF	FO	GO	NP
PATRONE, S.E		4.2	3	1	1	3	6	0	1	0	0	0	0	0	1	0	0	17	21	7	1	76
CORRADINI, R L,0-1		2.0	4	4	4	0	1	0	1	0	0	1	0	0	1	0	0	9	11	0	5	27
PEZZULO, C.A		1.1	1	0	0	1	2	0	1	0	1	1	0	0	0	0	0	3	6	0	1	23
DI ROMA, C		1.0	0	0	0	0	1	0	0	0	0	0	0	0	0	0	0	3	3	0	1	10

Umpires - HP: BESZCYNKY, Dana (AUT); 1B: RODRIGUEZ, Willy (PUR); 2B: VERBRUGGE, Arnold (NED); 3B: KULHANEK, David (C ZE);
Scorekeepers: STEIJGER, Linda (NED); SANTOS, Susana (ESP); PAINI, Anna Maria (ITA)
TC: VERA, Jesus (ESP), STROM, Peter (SWE)

Start: 16:00 Time: 2:52 Attendance: 350




EUROBASEBALL'07

Resumen Partido 11 - Game Summary 11



#1 Netherlands (NED)--#1 Czech Republic (CZE)



Sep 09, 2007 at Viladecans (Viladecans)

CZECH REPUBLIC 0 (1-1)																				
Player	AB	R	H	BI	2B	3B	HR	BB	SB	CS	HP	SH	SF	SO	IBB	KL	GDP	PO	A	E
BAROCH, P ss	3	0	1	0	0	0	0	0	0	0	0	0	0	1	0	0	0	0	2	0
VESELY, M rf	3	0	0	0	0	0	0	0	0	0	0	0	0	3	0	0	0	2	0	0
MALIK, J lf	3	0	0	0	0	0	0	0	0	0	0	0	0	1	0	1	0	3	0	0
BUDSKY, P 1b	2	0	0	0	0	0	0	0	0	0	0	0	0	0	0	0	0	4	0	1
HOMOLKA, J 1b	1	0	0	0	0	0	0	0	0	0	0	0	0	0	0	0	0	1	0	0
NAVRATIL, A dh	2	0	1	0	0	0	0	0	0	0	0	0	0	1	0	0	0	0	0	0
STRITECKY, M ph	1	0	0	0	0	0	0	0	0	0	0	0	0	1	0	0	0	0	0	0
CECH, P c	2	0	0	0	0	0	0	0	0	0	0	0	0	1	0	0	0	2	0	1
HAJTMAR, J 2b	2	0	0	0	0	0	0	0	0	0	0	0	0	1	0	0	0	1	2	0
PETRIK, O 3b	2	0	0	0	0	0	0	0	0	0	0	0	0	0	0	0	0	3	2	1
HRUSOVSKY, K cf	1	0	0	0	0	0	0	0	0	0	0	0	0	0	0	0	0	1	0	0
TOMAS, J ph/cf	1	0	0	0	0	0	0	0	0	0	0	0	0	1	0	0	0	1	0	0
MAREK, J p	0	0	0	0	0	0	0	0	0	0	0	0	0	0	0	0	0	0	1	0
PROCHAZKA, R p	0	0	0	0	0	0	0	0	0	0	0	0	0	0	0	0	0	0	0	0
MINARIK, P p	0	0	0	0	0	0	0	0	0	0	0	0	0	0	0	0	0	0	0	0
DRABEK, J p	0	0	0	0	0	0	0	0	0	0	0	0	0	0	0	0	0	0	0	0
Totals.....	23	0	2	0	0	0	0	0	0	0	0	0	0	10	0	1	0	18	7	3

NETHERLANDS 11 (2-0)																				
Player	AB	R	H	BI	2B	3B	HR	BB	SB	CS	HP	SH	SF	SO	IBB	KL	GDP	PO	A	E
BERNADINA, R cf	2	3	1	0	0	0	0	1	1	0	1	0	0	0	0	0	0	2	0	0
STATIA, H ss	4	2	2	3	0	0	1	0	1	0	0	0	0	0	0	0	0	0	2	0
DECASTER, Y 1b	3	1	3	2	0	0	0	1	1	0	0	0	0	0	0	0	0	7	1	0
ADRIANA, S dh	4	1	1	0	0	0	0	0	0	0	0	0	0	0	0	0	1	0	0	0
JONG DE, S c	4	0	1	0	1	0	0	0	0	0	0	0	0	0	0	0	0	10	0	0
LEGITO, R 3b	4	3	4	3	1	0	1	0	0	0	0	0	0	0	0	0	0	1	1	0
HALMAN, G rf	3	1	1	0	0	0	0	1	1	0	0	0	0	1	0	0	0	0	0	0
ROMBLEY, D lf	4	0	1	0	0	0	0	0	0	0	0	0	0	0	0	0	0	0	0	0
DUURSMA, M 2b	3	0	0	0	0	0	0	0	0	0	0	0	0	1	0	0	0	0	1	0
MARTIS, S p	0	0	0	0	0	0	0	0	0	0	0	0	0	0	0	0	0	1	2	0
JANSEN, D p	0	0	0	0	0	0	0	0	0	0	0	0	0	0	0	0	0	0	1	0
Totals.....	31	11	14	8	2	0	2	3	4	0	1	0	0	2	0	0	1	21	8	0

CZECH REPUBLIC	IP	H	R	ER	BB	SO	WP	HB	BK	IBB	SH	SF	CI	2B	3B	HR	AB	BF	FO	GO	NP
MAREK, J L,0-1	2.0	5	6	6	2	0	1	1	0	0	0	0	0	1	0	1	10	13	5	0	49
PROCHAZKA, R	2.0	2	1	0	1	1	0	0	0	0	0	0	0	0	0	0	8	9	0	4	36
MINARIK, P	1.0	2	0	0	0	1	0	0	0	0	0	0	0	1	0	0	5	5	2	0	20
DRABEK, J	1.0	5	4	4	0	0	0	0	0	0	0	0	0	0	0	1	8	8	2	1	20

NETHERLANDS	IP	H	R	ER	BB	SO	WP	HB	BK	IBB	SH	SF	CI	2B	3B	HR	AB	BF	FO	GO	NP
MARTIS, S W,1-0	6.0	2	0	0	0	8	0	0	0	0	0	0	0	0	0	0	20	20	3	7	90
JANSEN, D	1.0	0	0	0	0	2	0	0	0	0	0	0	0	0	0	0	3	3	0	1	17

Umpires - HP: WALLACE, Mike (USA); 1B: FERNANDEZ, Jair (MEX); 2B: LEONE, Pierfranco (ITA); 3B: GARCIA, Adolfo (ESP)

SCOREKEEPERS: ESCRIBANO, Iranzu (ESP); GOLS, Joan (ESP); KRESOVA, Ivana (CZE).

TC: HOFFMANN, Roland (GER); GARCIA, Juan (ESP).

Start: 19:00 Time: 1:55 Attendance: 400



EUROBASEBALL'07

Resumen Partido 12 - Game Summary 12



#4 Russia (RUS) – #1 Great Britain (GBR)



Sep 09, 2007 at Sant Boi (Sant Boi)

GREAT BRITAIN 10 (2-0)

Player	AB	R	H	BI	2B	3B	HR	BB	SB	CS	HP	SH	SF	SO	IBB	KL	GDP	PO	A	E
FALLS, C 2b/3b	5	1	1	0	0	0	0	0	0	0	1	0	0	2	0	1	0	0	3	0
McQUEARY-E A rf/p	4	2	0	0	0	0	0	2	0	0	0	0	0	1	0	0	0	1	1	0
UST, B ss	5	2	3	3	1	0	1	0	0	0	0	0	0	1	0	0	0	2	3	0
NICKEAS, M c	4	1	2	2	1	0	0	1	0	0	0	0	0	0	0	0	0	10	2	0
EVANS, M dh	2	2	2	1	0	0	0	3	0	0	0	0	0	0	0	0	0	0	0	0
MALIHODIS A rf	0	0	0	0	0	0	0	0	0	0	0	0	0	0	0	0	0	2	0	0
YOUNG, I lb	4	1	1	3	0	0	1	1	0	0	0	0	0	0	0	0	0	7	0	0
RUTHERFORD J lf	5	1	1	0	0	0	0	0	1	1	0	0	0	1	0	0	0	1	0	0
MARCELINO, B cf	2	0	0	0	0	0	0	0	0	0	0	0	0	0	0	0	0	3	0	0
HEATH, D ph/cf	3	0	0	0	0	0	0	0	0	0	0	0	0	0	0	0	0	0	0	0
COLLINS, T 3b	1	0	0	0	0	0	0	1	0	0	0	0	0	0	0	0	0	0	0	0
BROWN, S ph/3b	2	0	0	0	0	0	0	0	0	0	0	0	0	1	0	1	0	1	0	0
ROBERTS, A ph/2b	0	0	0	0	0	0	0	1	0	0	0	0	0	0	0	0	0	0	0	0
RENERY, M p	0	0	0	0	0	0	0	0	0	0	0	0	0	0	0	0	0	0	1	0
WHITEHEAD, S p	0	0	0	0	0	0	0	0	0	0	0	0	0	0	0	0	0	0	0	0
LIEBENBERG R p	0	0	0	0	0	0	0	0	0	0	0	0	0	0	0	0	0	0	0	0
PYCOCK, C p	0	0	0	0	0	0	0	0	0	0	0	0	0	0	0	0	0	0	0	0
Totals.....	37	10	10	9	2	0	2	9	1	1	1	0	0	6	0	2	0	27	10	0

RUSSIA 7 (0-2)

Player	AB	R	H	BI	2B	3B	HR	BB	SB	CS	HP	SH	SF	SO	IBB	KL	GDP	PO	A	E
NIZOV, A 2b	3	1	1	1	1	0	0	2	0	0	0	0	0	1	0	1	0	3	0	0
YUDAEV, M lb	3	0	0	0	0	0	0	0	0	0	0	0	0	2	0	0	0	8	0	0
FEDOROV, A ph/lb	2	0	1	0	0	0	0	0	1	0	0	0	0	0	0	0	0	3	0	0
VASILIEV, A lf	5	0	0	0	0	0	0	0	0	0	0	0	3	0	1	0	0	1	0	0
VASILIEV, V cf	4	2	3	1	1	0	0	0	0	1	0	0	1	0	0	0	0	1	0	1
BOLOTIN, A dh	4	2	1	0	0	0	0	1	0	0	0	0	0	0	0	0	0	0	0	0
ARTAMONOV, A 3b/ss	4	2	2	1	1	0	0	0	0	0	0	0	0	1	0	0	0	0	4	1
SOLOVIEV, S c	3	0	1	2	0	0	0	1	0	0	0	0	0	0	0	0	0	8	1	0
MAXYAKOV, A ss	1	0	0	1	0	0	0	2	0	0	0	0	0	1	0	1	0	0	4	2
ZHAROV, S ph	1	0	1	1	0	0	0	0	0	0	0	0	0	0	0	0	0	0	0	0
LOBANOV, A ph	0	0	0	0	0	0	0	0	0	0	0	0	0	0	0	0	0	0	0	0
SEMENOV, O 3b	0	0	0	0	0	0	0	0	0	0	0	0	0	0	0	0	0	1	0	0
TOROPOV, A rf	3	0	0	0	0	0	0	0	0	0	0	0	0	1	0	0	0	1	0	0
KRIPOCHIN, A ph/rf	1	0	0	0	0	0	0	0	0	0	0	0	0	1	0	0	0	0	1	0
AKISHEV, P p	0	0	0	0	0	0	0	0	0	0	0	0	0	0	0	0	0	1	0	0
LOBANOV, N p	0	0	0	0	0	0	0	0	0	0	0	0	0	0	0	0	0	0	2	0
SEREDENKO, D p	0	0	0	0	0	0	0	0	0	0	0	0	0	0	0	0	0	0	1	0
Totals.....	34	7	10	7	3	0	0	6	1	1	0	0	1	10	0	3	0	27	13	4

GREAT BRITAIN

	IP	H	R	ER	BB	SO	WP	HB	BK	IBB	SH	SF	CI	2B	3B	HR	AB	BF	FO	GO	NP
RENERY, M	4.1	2	2	2	5	5	0	0	0	0	0	0	0	1	0	0	14	19	4	3	79
WHITEHEAD, S W,1-0	3.0	5	3	3	0	3	0	0	0	0	0	0	0	2	0	0	13	13	2	3	58
LIEBENBERG R	0.2	2	1	1	0	1	1	0	0	0	0	0	0	0	0	0	4	4	0	1	18
PYCOCK, C	0.0	1	1	1	1	0	0	0	0	0	0	0	0	0	0	0	1	2	0	0	13
McQUEARY-E A S,1	1.0	0	0	0	0	1	0	0	0	0	0	1	0	0	0	0	2	3	2	0	10

RUSSIA

	IP	H	R	ER	BB	SO	WP	HB	BK	IBB	SH	SF	CI	2B	3B	HR	AB	BF	FO	GO	NP
AKISHEV, P L,0-1	1.2	3	6	6	2	0	0	1	0	0	0	0	0	0	0	1	8	11	2	3	37
LOBANOV, N	5.1	3	2	1	5	4	0	0	0	0	0	0	0	1	0	1	20	25	5	6	99
SEREDENKO, D	2.0	4	2	2	2	2	0	0	0	0	0	0	0	1	0	0	9	11	1	2	39

Umpires - HP: MENENDEZ, Javier (ESP); 1B: JORGENSEN, Henrik (SWE); 2B: JANKOVIC, Mojmir (SVK); 3B: MAKOUCHEV, Serge (FRA) **SCOREKEEPERS**: VERBRUGGE, Francis (NED). BENSENY, Jose J.M. (ESP) GUTIERREZ, Rocio (ESP) **TC**: BUNTA, Frantisek (SVK). MATEU Javier (ESP)
 Start: 16:00 Time: 3:04 Attendance: 500 Game notes: PYCOCK, C faced 2 batters in the 9th.



EUROBASEBALL'07

Resumen Partido 13 - Game Summary 13



#1 Netherlands (NED) – #5 Sweden (SWE)



Sep 10, 2007 at Barcelona (C. Perez De Rozas)

Player	SWEDEN 2 (1-2)																			
	AB	R	H	BI	2B	3B	HR	BB	SB	CS	HP	SH	SF	SO	IBB	KL	GDP	PO	A	E
SORGI, A 2b	3	1	2	0	0	0	0	1	1	0	0	0	0	0	0	0	0	1	1	0
LINDGREN, P lf	2	0	0	0	0	0	0	0	0	0	0	0	0	1	0	0	0	1	0	0
GAJZLER, P rf	2	0	0	0	0	0	0	0	0	0	0	0	0	0	0	0	0	1	0	0
DERMENDZIEV dh	2	1	1	0	0	0	0	2	0	0	0	0	0	0	0	0	1	0	0	0
REIMER, R ss	3	0	0	0	0	0	0	0	0	0	0	0	0	1	0	1	0	0	1	0
PILEGARD, M 1b	3	0	2	2	0	1	0	0	0	0	0	0	0	0	0	0	0	5	3	0
LINDBERG, D rf/lf	3	0	1	0	0	0	0	0	0	0	0	0	0	1	0	0	0	1	0	0
JOHANNES.,P 3b/cf	3	0	2	0	1	0	0	0	0	0	0	0	0	0	0	0	0	1	2	1
JOHANNES.,B c	3	0	0	0	0	0	0	0	0	0	0	0	0	1	0	0	0	4	0	0
FARTH, D cf	2	0	0	0	0	0	0	0	0	0	0	0	0	0	0	0	1	3	0	0
STAEHEL, C ph	1	0	0	0	0	0	0	0	0	0	0	0	0	1	0	1	0	0	0	0
LJUNG, R 3b	0	0	0	0	0	0	0	0	0	0	0	0	0	0	0	0	0	0	0	0
KARLSSON, K p	0	0	0	0	0	0	0	0	0	0	0	0	0	0	0	0	0	1	0	0
BORJES, H p	0	0	0	0	0	0	0	0	0	0	0	0	0	0	0	0	0	0	0	0
KLASSON, J p	0	0	0	0	0	0	0	0	0	0	0	0	0	0	0	0	0	0	0	0
SJORS, P p	0	0	0	0	0	0	0	0	0	0	0	0	0	0	0	0	0	0	1	1
TISELL, J p	0	0	0	0	0	0	0	0	0	0	0	0	0	0	0	0	0	0	0	0
Totals.....	27	2	8	2	1	1	0	3	1	0	0	0	0	5	0	2	2	18	8	2

Player	NETHERLANDS 14 (3-0)																			
	AB	R	H	BI	2B	3B	HR	BB	SB	CS	HP	SH	SF	SO	IBB	KL	GDP	PO	A	E
BERNADINA, R cf	2	2	1	2	0	0	0	2	0	0	0	0	0	0	0	0	0	0	0	0
HALMAN, G ph/cf	1	0	0	0	0	0	0	0	0	0	0	0	0	0	0	0	0	0	0	0
STATIA, H ss	5	1	0	0	0	0	0	0	0	0	0	0	0	0	0	0	0	5	4	0
DECASTER, Y 2b	3	3	2	3	0	0	1	2	0	0	0	0	0	0	0	0	0	1	3	0
ADRIANA, S 1b	4	1	1	1	0	0	0	0	0	0	1	0	0	0	0	0	0	5	1	0
LEGITO, R 3b	3	2	2	7	0	0	2	0	0	0	0	0	0	0	0	0	0	0	1	0
ROOI, V 3b	2	0	0	0	0	0	0	0	0	0	0	0	0	1	0	1	0	0	0	0
MONTE, P dh	2	1	0	0	0	0	0	2	0	0	0	0	0	0	0	0	0	0	0	0
KLOOSTER, D rf	2	2	1	0	0	0	0	2	0	0	0	0	0	0	0	0	0	1	0	0
SMEETS, T c	3	0	1	0	0	0	0	1	0	0	0	0	0	0	0	0	0	5	0	0
ROMBLEY, D lf	2	2	2	0	1	0	0	0	0	0	0	0	0	0	0	0	0	2	0	0
BALENTINA, R ph/lf	2	0	1	1	0	0	0	0	0	0	0	0	0	1	0	0	0	2	0	0
BERGMAN, D p	0	0	0	0	0	0	0	0	0	0	0	0	0	0	0	0	0	0	0	0
CORDEMANS, R p	0	0	0	0	0	0	0	0	0	0	0	0	0	0	0	0	0	0	0	0
BERKENBOS.,K p	0	0	0	0	0	0	0	0	0	0	0	0	0	0	0	0	0	0	0	0
Totals.....	31	14	11	14	1	0	3	9	0	0	1	0	0	2	0	1	0	21	9	0

SWEDEN	IP	H	R	ER	BB	SO	WP	HB	EK	IBB	SH	SF	CI	2B	3B	HR	AB	BF	FO	GO	NP
KARLSSON, K L,0-1	1.2	7	7	7	1	0	1	1	0	0	0	0	0	0	0	1	12	14	2	3	50
BORJES, H	1.0	2	4	0	3	0	0	0	0	0	0	0	0	1	0	1	6	9	2	1	35
KLASSON, J	0.0	1	2	2	4	0	0	0	1	0	0	0	0	0	0	0	1	5	0	0	26
SJORS, P	2.1	1	1	1	0	1	0	0	1	0	0	0	0	0	0	1	9	9	3	3	24
TISELL, J	1.0	0	0	0	1	1	0	0	0	0	0	0	0	0	0	0	3	4	2	0	11

NETHERLANDS	IP	H	R	ER	BB	SO	WP	HB	EK	IBB	SH	SF	CI	2B	3B	HR	AB	BF	FO	GO	NP
BERGMAN, D W,1-0	5.0	7	2	2	3	4	1	0	0	0	0	0	0	1	1	0	21	24	6	4	88
CORDEMANS, R	1.0	0	0	0	0	1	0	0	0	0	0	0	0	0	0	0	3	3	1	1	14
BERKENBOS.,K	1.0	1	0	0	0	0	0	0	0	0	0	0	0	0	0	0	3	3	0	2	8

Umpires - HP: SCRETI, Marco (ITA) 1B: BESZCZYNKI, Dana (AUT) 2B: MARIN, Fernando (ESP) 3B: JANKOVIC, Mojmir (SVK)

SCOREKEEPERS: SOJAT, Erika (ITA). IZAGUIRRE, Oscar (VEN). GUTIERREZ,Rocio (VEN)

TC: HOFFMANN,Roland (GER). GARCIA,Juan (ESP)

Start: 10:00 Time: 2:10 Attendance: 106

Game notes: KLASSON, J faced 5 batters in the 3rd.

Game: 13



EUROBASEBALL'07

Resumen Partido 14 - Game Summary 14

#1 France (FRA) – #5 Ukraine (UKR)

Sep 10, 2007 at Sant Boi (Sant Boi)

		UKRAINE 2 (0-3)																		
Player	AB	R	H	BI	2B	3B	HR	BB	SB	CS	HP	SH	SF	SO	IBB	KL	GDP	PO	A	E
AGAPOV, D 3b	3	1	1	0	0	0	0	2	0	1	0	0	0	0	0	0	0	2	3	0
PALAMARCHUK rf	5	0	1	0	0	0	0	0	0	0	0	0	0	0	0	0	0	2	0	0
DEYKUN, R dh	2	1	0	0	0	0	0	1	0	0	2	0	0	1	0	0	0	0	0	0
KOROBKO, S lb	4	0	0	1	0	0	0	1	0	0	0	0	0	1	0	0	0	8	1	0
SHVETS, Y lf	4	0	1	0	0	0	0	1	0	0	0	0	0	0	0	0	0	2	1	0
TYKHONETS, S cf	3	0	0	0	0	0	0	1	0	0	0	0	0	0	0	0	0	3	0	0
SHKATULA, O c	4	0	3	1	0	0	0	0	0	0	0	0	0	1	0	0	0	3	2	0
KIIACHENKO, M 2b	4	0	0	0	0	0	0	0	0	0	0	0	0	1	0	0	1	2	3	0
MAMONTOV, O ss	4	0	1	0	0	0	0	0	0	0	0	0	0	1	0	0	0	1	4	3
LITVINCHUK, I p	0	0	0	0	0	0	0	0	0	0	0	0	0	0	0	0	0	1	1	0
KUBALSKYY, A p	0	0	0	0	0	0	0	0	0	0	0	0	0	0	0	0	0	0	0	0
Totals.....	33	2	7	2	0	0	0	6	0	1	2	0	0	5	0	0	1	24	15	3

		FRANCE 6 (3-0)																		
Player	AB	R	H	BI	2B	3B	HR	BB	SB	CS	HP	SH	SF	SO	IBB	KL	GDP	PO	A	E
HERVE, S ss	3	2	1	1	1	0	0	2	1	0	0	0	0	0	0	0	0	2	6	0
BERT, J rf	5	1	2	1	0	0	0	0	0	1	0	0	0	1	0	0	0	2	0	0
MARCHE, B lb	4	1	1	1	0	0	0	0	0	0	0	0	0	0	0	0	0	12	0	0
FESSY, G lf	3	0	0	1	0	0	0	0	0	0	0	0	1	0	0	0	0	0	0	0
BOUTAGRA, J c	3	0	1	0	0	0	0	1	0	0	0	0	0	0	0	0	0	4	2	0
PEYRICHOU, F 2b	4	0	2	1	1	0	0	0	0	0	0	0	0	0	0	0	0	6	6	1
ROUSSEAU, J dh	2	0	0	0	0	0	0	1	0	0	0	0	0	1	0	0	0	0	0	0
PIQUET, L ph	1	0	0	0	0	0	0	0	0	0	0	0	0	1	0	0	0	0	0	0
MEURANT, D 3b	4	1	1	1	0	0	1	0	0	0	0	0	0	0	0	0	0	1	1	0
HAGIWARA, K cf	4	1	1	0	0	0	0	0	1	0	0	0	0	0	0	0	0	0	0	0
LEBLANC, M p	0	0	0	0	0	0	0	0	0	0	0	0	0	0	0	0	0	0	1	0
LECOURIEUX, P p	0	0	0	0	0	0	0	0	0	0	0	0	0	0	0	0	0	0	0	0
BRELLE, M p	0	0	0	0	0	0	0	0	0	0	0	0	0	0	0	0	0	0	1	0
Totals.....	33	6	9	6	2	0	1	4	2	1	0	0	1	3	0	0	0	27	17	1

UKRAINE		IP	H	R	ER	BB	SO	WP	HB	BK	IBB	SH	SF	CI	2B	3B	HR	AB	BF	FO	GO	NP
LITVINCHUK, I L, 0-1		6.2	8	6	3	3	2	0	0	0	0	0	1	0	2	0	1	28	32	8	9	104
KUBALSKYY, A		1.1	1	0	0	1	1	0	0	0	0	0	0	0	0	0	0	5	6	1	1	21

FRANCE		IP	H	R	ER	BB	SO	WP	HB	BK	IBB	SH	SF	CI	2B	3B	HR	AB	BF	FO	GO	NP
LEBLANC, M W, 1-0		6.0	6	1	1	1	3	0	2	0	0	0	0	0	0	0	0	23	26	4	10	108
LECOURIEUX, P		1.1	1	1	0	3	1	0	0	0	0	0	0	0	0	0	0	5	8	1	1	32
BRELLE, M S, 1		1.2	0	0	0	2	1	0	0	0	0	0	0	0	0	0	0	5	7	1	3	24

Umpires - HP: BERK van den, Edwin (NED) 1B: WALLACE, Mike (USA) 2B: MENENDEZ, Javier (ESP) 3B: JALSIC, Nino (CRO)

SCOREKEEPERS: DE LEON, Andres (PAN), MARTIN BENSENY, Jose Juan (ESP) STEIJGER, Linda (NED)

TC: VERA, Jesus (ESP), FANARA, Angelo (ITA)

Start: 11:00 Time: 02:33 Attendance: 71


Game notes:

Game: 14



EUROBASEBALL'07

Resumen Partido 15 - Game Summary 15



#3 Chech Republic (CZE) – #5 Austria (AUT)



Sep 10, 2007 at Viladecans (Viladecans)

Player	AUSTRIA 2 (0-3)																			
	AB	R	H	BI	2B	3B	HR	BB	SB	CS	HP	SH	SF	SO	IBB	KL	GDP	PO	A	E
TOMSICH, C 1b	4	0	1	1	1	0	0	0	0	0	0	0	0	1	0	0	0	13	0	0
KLINC, G rf	4	0	0	0	0	0	0	0	0	0	0	0	0	1	0	1	0	0	0	0
FERAK, P 2b	4	0	0	0	0	0	0	0	0	0	0	0	0	2	0	0	0	3	5	0
RABENGRUB., M lf	4	1	0	0	0	0	0	0	0	0	0	0	0	2	0	0	0	0	0	0
FRICK, J lf	0	0	0	0	0	0	0	0	0	0	0	0	0	0	0	0	0	0	0	0
RAUCH, L ss	4	0	2	0	0	0	0	0	0	0	0	0	0	0	0	0	0	1	4	0
CICHOCKI, C dh/p	3	0	1	0	0	0	0	1	0	0	0	0	0	0	0	0	0	0	0	0
HARASSER, W pr	0	0	0	0	0	0	0	0	0	0	0	0	0	0	0	0	0	0	0	0
KANTHAK, O cf	3	1	2	1	0	0	0	0	0	0	0	0	0	0	0	0	0	2	0	0
SCHOLDAN, M cf	1	0	0	0	0	0	0	0	0	0	0	0	0	1	0	0	0	0	0	0
PLAGG, S 3b	3	0	1	0	0	0	0	0	0	0	0	0	0	1	0	0	1	0	1	0
MACHIAN, J ph	1	0	0	0	0	0	0	0	0	0	0	0	0	0	0	0	1	0	0	0
GRUBER, A c	2	0	0	0	0	0	0	1	0	0	0	0	0	1	0	0	0	5	2	0
STRASSER, W p	0	0	0	0	0	0	0	0	0	0	0	0	0	0	0	0	0	0	3	0
Totals.....	33	2	7	2	1	0	0	2	0	0	0	0	0	9	0	1	2	24	15	0

Player	CZECH REPUBLIC 6 (2-1)																			
	AB	R	H	BI	2B	3B	HR	BB	SB	CS	HP	SH	SF	SO	IBB	KL	GDP	PO	A	E
BAROCH, P ss	4	0	0	1	0	0	0	0	0	0	0	0	0	2	0	1	0	3	4	1
VESELY, M rf	3	1	0	0	0	0	0	1	0	0	0	0	0	1	0	0	0	2	0	0
BREN, M dh	1	0	0	0	0	0	0	3	0	1	0	0	0	0	0	0	0	0	0	0
BUDSKY, P 1b	4	0	1	0	0	0	0	0	0	0	0	0	0	0	0	0	2	10	0	0
NAVRATIL, A lf	3	0	0	0	0	0	0	0	0	0	0	0	0	0	0	0	0	0	0	1
TOMAS, J lf	1	0	0	0	0	0	0	0	0	0	0	0	0	0	0	0	0	0	0	0
MALIK, J cf	3	1	1	0	0	0	0	0	0	0	0	0	0	1	0	0	0	2	0	0
DRABEK, J 3b	2	1	1	0	0	0	0	0	0	0	1	0	0	1	0	0	0	0	3	0
CECH, P c	3	2	1	1	0	0	0	0	0	0	0	0	0	0	0	0	0	9	0	1
HAJTMAR, J 2b	3	1	2	3	1	0	0	0	1	0	0	0	0	0	0	0	0	1	4	0
BOKAJ, B p	0	0	0	0	0	0	0	0	0	0	0	0	0	0	0	0	0	0	0	0
PROHAZKA, R p	0	0	0	0	0	0	0	0	0	0	0	0	0	0	0	0	0	0	0	0
MINARIK, P p	0	0	0	0	0	0	0	0	0	0	0	0	0	0	0	0	0	0	1	0
Totals.....	27	6	6	5	1	0	0	4	1	1	1	0	0	5	0	1	2	27	12	3

AUSTRIA	IP	H	R	ER	BB	SO	WP	HB	BK	IBB	SH	SF	CI	2B	3B	HR	AB	BF	FO	GO	NP
STRASSER, W	6.1	6	6	5	3	5	2	1	1	0	0	0	0	1	0	0	23	27	3	9	98
CICHOCKI, C L,0-2	1.2	0	0	0	1	0	1	0	0	0	0	0	0	0	0	0	4	5	0	4	22

CZECH REPUBLIC	IP	H	R	ER	BB	SO	WP	HB	BK	IBB	SH	SF	CI	2B	3B	HR	AB	BF	FO	GO	NP
BOKAJ, B	5.0	4	2	0	1	5	0	0	0	0	0	0	0	1	0	0	19	20	5	4	66
PROHAZKA, R W,1-0	3.0	3	0	0	1	3	0	0	0	0	0	0	0	0	0	0	12	13	0	6	43
MINARIK, P S,1	1.0	0	0	0	0	1	0	0	0	0	0	0	0	0	0	0	2	2	0	1	8

Umpires - HP: JORGENSEN, Henrik (SWE) 1B: VERBRUGGE, Arnold (NED) 2B: GARCIA, Adolfo (ESP) 3B: LARKIN, Michael (RUS)
SCOREKEEPERS: ESCRIBANO, Iranzu (ESP); VERBRUGGE, Francis (NED) SALVADOR, Elisabet (ESP)
TC: BONILLA, Angel (USA); ARRIETA, Humberto (CUB)

Start: 11:00 Time: 2:04 Attendance: 150

Game notes:
 PROHAZKA, R faced 2 batters in the 9th.
 Game: 15



EUROBASEBALL'07

Resumen Partido 16 - Game Summary 16



#3 Spain (ESP) – #5 Russia (RUS)



Sep 10, 2007 at Viladecans (Viladecans)

		RUSSIA 0 (0-3)																		
Player	AB	R	H	BI	2B	3B	HR	BB	SB	CS	HP	SH	SF	SO	IBB	KL	GDP	PO	A	E
NIZOV, A 2b	4	0	1	0	0	0	0	0	0	1	0	0	0	2	0	0	0	1	3	0
BOLOTIN, A rf	4	0	1	0	0	0	0	0	0	0	0	0	0	0	0	0	0	2	0	0
VASILIEV, A lf	4	0	0	0	0	0	0	0	0	0	0	0	0	2	0	1	0	0	0	0
VASILIEV, V dh	4	0	0	0	0	0	0	0	0	0	0	0	0	1	0	0	0	0	0	0
ARTAMONOV, A ss/3b	2	0	0	0	0	0	0	1	0	0	0	0	0	0	0	0	0	1	4	0
KRIPOCHIN, A cf	2	0	1	0	0	0	0	1	0	0	0	0	0	0	0	0	0	3	1	0
ZHAROV, S c	2	0	0	0	0	0	0	0	0	0	0	0	0	2	0	0	0	2	0	0
SOLOVIEV, S ph/c	1	0	0	0	0	0	0	0	0	0	0	0	0	0	0	0	1	0	1	0
SEMENOV, O 3b	2	0	0	0	0	0	0	0	0	0	0	0	0	1	0	1	0	0	1	0
FEDOROV, A ph	1	0	0	0	0	0	0	0	0	0	0	0	0	1	0	0	0	0	0	0
MAXYAKOV, A ss	0	0	0	0	0	0	0	0	0	0	0	0	0	0	0	0	0	1	1	0
YUDAEV, M 1b	3	0	0	0	0	0	0	0	0	0	0	0	0	1	0	0	0	13	0	1
SHIROKIY, A p	0	0	0	0	0	0	0	0	0	0	0	0	0	0	0	0	0	0	3	0
SISYUK, A p	0	0	0	0	0	0	0	0	0	0	0	0	0	0	0	0	0	0	0	0
LOBANOV, A p	0	0	0	0	0	0	0	0	0	0	0	0	0	0	0	0	0	1	1	0
Totals.....	29	0	3	0	0	0	0	2	0	1	0	0	0	10	0	2	1	24	15	1

		SPAIN 4 (2-1)																		
Player	AB	R	H	BI	2B	3B	HR	BB	SB	CS	HP	SH	SF	SO	IBB	KL	GDP	PO	A	E
FIGUEROA, D cf	2	1	1	0	0	0	0	0	1	0	1	1	0	1	0	1	0	1	0	0
MARTINEZ, D lf	4	0	1	1	0	0	0	0	0	0	0	0	0	0	0	0	0	2	0	0
NAVARRO, D c	2	0	1	1	0	0	0	1	0	0	0	0	0	1	0	0	0	10	1	0
FREIRE, A 1b	3	0	2	0	1	0	0	1	0	0	0	0	0	0	0	0	1	7	1	0
FREIRE, D 3b	3	0	0	1	0	0	0	1	0	0	0	0	0	0	0	0	0	0	0	0
CRUZ, J dh	3	0	0	0	0	0	0	0	0	0	0	0	0	1	0	1	0	0	0	0
CANO, F dh	1	0	0	0	0	0	0	0	0	0	0	0	0	1	0	1	0	0	0	0
GARCIA, J rf	3	0	1	0	0	0	0	1	1	0	0	0	0	0	0	0	0	3	0	0
PEREZ, N ss	4	1	1	0	0	0	0	0	0	0	0	0	0	0	0	0	1	3	2	1
SANCHEZ, D 2b	3	2	1	0	0	0	0	1	1	0	0	0	0	0	0	0	0	1	3	0
HERNANDEZ, Y p	0	0	0	0	0	0	0	0	0	0	0	0	0	0	0	0	0	0	2	0
Totals.....	28	4	8	3	1	0	0	5	3	0	1	1	1	3	0	3	2	27	9	1

RUSSIA	IP	H	R	ER	BB	SO	WP	HB	EK	IBB	SH	SF	CI	2B	3B	HR	AB	BF	FO	GO	NP
SHIROKIY, A L,0-1	6.2	8	4	4	2	2	1	1	0	0	1	1	0	1	0	0	24	29	6	10	85
SISYUK, A	0.0	0	0	0	3	0	0	0	0	0	0	0	0	0	0	0	0	3	0	0	16
LOBANOV, A	1.1	0	0	0	0	1	0	0	0	0	0	0	0	0	0	0	4	4	1	1	14

SPAIN	IP	H	R	ER	BB	SO	WP	HB	EK	IBB	SH	SF	CI	2B	3B	HR	AB	BF	FO	GO	NP
HERNANDEZ, Y W,1-0	9.0	3	0	0	2	10	0	0	0	0	0	0	0	0	0	0	29	31	7	8	109

Umpires - HP: KULHANEK, David (CZE) 1B: JANKOVIC, Mojmir (SVK) 2B: FERNANDEZ, Jair (MEX) 3B: MARIN, Fernando (ESP)

SCOREKEEPERS: FATOUT, Aude (FRA), SOJAT, Erika (ITA), KRESOVA, Ivana (ESP)

TC: GUILIZZONI, Giuseppe (ITA)., MEURANT, Jean Marie (FRA)

Start: 19:00 Time: 2:05 Attendance: 600

Game notes:

SISYUK, A faced 3 batters in the 7th.

Game: 16



EUROBASEBALL'07

Resumen Partido 17 - Game Summary 17



#1 Germany (GER) – #5 Croatia (CRO)



Sep 10, 2007 at Barcelona (C. Perez De Rozas)

Player	CROATIA 7 (0-3)																			
	AB	R	H	BI	2B	3B	HR	BB	SB	CS	HP	SH	SF	SO	IBB	KL	GDP	PO	A	E
CUSAK, D 2b	4	2	1	0	0	0	0	1	0	0	0	0	0	0	0	0	0	2	3	1
KARIN, D 3b	3	0	1	0	0	0	0	1	0	0	0	0	0	1	0	0	0	0	3	0
POSPISHIL, J ss	4	2	3	2	1	0	0	0	0	0	0	0	0	0	0	0	1	2	4	0
RACIC, I lf	4	1	1	2	0	0	0	0	1	1	0	0	0	1	0	0	1	2	0	0
BROZINIC, J 1b	4	1	1	1	0	0	0	0	0	0	0	0	0	1	0	0	0	8	0	0
NENADIC, B dh	4	0	0	0	0	0	0	0	0	0	0	0	0	0	0	0	0	0	0	0
CURIC, M ph	0	0	0	0	0	0	0	0	0	0	0	0	0	0	0	0	0	0	0	0
SPOLJARIC, N rf	3	0	0	0	0	0	0	1	0	0	0	0	0	1	0	1	0	1	0	0
AGLADIUS, R c	4	0	0	0	0	0	0	0	0	0	0	0	0	2	0	0	0	9	1	0
PAVLAKOVIC M cf	1	1	0	0	0	0	0	0	0	1	2	1	0	0	0	0	0	0	0	0
PEREIRA, E p	0	0	0	0	0	0	0	0	0	0	0	0	0	0	0	0	0	0	3	0
GROFELNIK, M p	0	0	0	0	0	0	0	0	0	0	0	0	0	0	0	0	0	0	0	0
LEVAK, D p	0	0	0	0	0	0	0	0	0	0	0	0	0	0	0	0	0	0	0	0
GALES, S p	0	0	0	0	0	0	0	0	0	0	0	0	0	0	0	0	0	0	0	0
FARKAS, M p	0	0	0	0	0	0	0	0	0	0	0	0	0	0	0	0	0	0	0	0
Totals.....	31	7	7	5	1	0	0	3	1	2	2	1	0	6	0	1	2	24	14	1

Player	GERMANY 8 (3-0)																			
	AB	R	H	BI	2B	3B	HR	BB	SB	CS	HP	SH	SF	SO	IBB	KL	GDP	PO	A	E
LUTZ, S cf	5	0	1	1	0	0	0	0	0	0	0	0	0	3	0	1	0	0	0	0
SPEER, J 2b	4	0	0	0	0	0	0	1	0	0	0	0	0	2	0	1	0	3	2	0
WULF, D 3b	5	1	1	0	0	0	0	0	1	0	0	0	0	0	0	0	0	2	2	0
GUHRING, S c	3	1	0	0	0	0	0	2	0	0	0	0	0	0	0	0	0	6	0	0
GRONAUER, K rf	3	2	1	2	0	1	0	2	0	0	0	0	0	0	0	0	0	5	0	0
HOPFENSPE.,K dh	1	1	1	0	0	0	0	3	0	0	0	0	0	0	0	0	0	0	0	0
GESSMANN, R dh/p	1	1	0	0	0	0	0	0	0	0	0	0	0	0	0	0	0	0	1	0
GRUBER, R lf	3	1	2	2	2	0	0	0	0	0	0	1	0	0	0	0	0	0	0	0
LAUTERBACH A 1b	3	1	1	0	0	0	0	0	0	0	0	0	0	2	0	0	0	4	1	0
HEYMER, J 1b	0	0	0	0	0	0	0	1	0	0	0	0	0	0	0	0	0	3	0	1
JANZEN, A ss	3	0	1	3	0	0	0	1	0	1	0	0	0	0	0	0	0	3	6	1
HUGHES, A p	0	0	0	0	0	0	0	0	0	0	0	0	0	0	0	0	0	1	2	0
HEILMANN, E p	0	0	0	0	0	0	0	0	0	0	0	0	0	0	0	0	0	0	0	0
Totals.....	31	8	8	8	2	1	0	10	1	1	0	1	0	7	0	2	0	27	14	2

CROATIA	IP	H	R	ER	BB	SO	WP	HB	BK	IBB	SH	SF	CI	2B	3B	HR	AB	BF	FO	GO	NP
PEREIRA, E	6.2	4	5	5	8	6	0	0	1	0	1	0	0	1	0	0	23	32	4	9	127
GROFELNIK, M	0.0	2	1	1	0	0	0	0	0	0	0	0	0	1	0	0	2	2	0	0	7
LEVAK, D L,0-1	1.0	1	2	2	2	1	0	0	0	0	0	0	0	0	0	0	4	6	1	1	32
GALES, S	0.0	1	0	0	0	0	0	0	0	0	0	0	0	0	1	0	1	1	0	0	3
FARKAS, M	0.1	0	0	0	0	0	0	0	0	0	0	0	0	0	0	0	1	1	0	1	1

GERMANY	IP	H	R	ER	BB	SO	WP	HB	BK	IBB	SH	SF	CI	2B	3B	HR	AB	BF	FO	GO	NP
HUGHES, A	7.1	5	4	4	2	6	0	2	0	0	1	0	0	1	0	0	23	28	7	6	107
HEILMANN, E	0.1	2	3	1	1	0	0	0	0	0	0	0	0	0	0	0	3	4	0	1	16
GESSMANN, R W,1-0	1.1	0	0	0	0	0	1	0	0	0	0	0	0	0	0	0	5	5	2	2	19

Umpires - HP: SANCHEZ,Manol (ESP) 1B: MERCIER,Benoit (CAN) 2B: LEONE,Pierfranco (ITA) 3B: RODRIGUEZ,Willie (POR)
SCOREKEEPERS: SANTOS,Susana (ESP). FERNANDEZ DE HENESTROSA,Blanca (ESP) GUTIERREZ,Rocio (ESP). VARGAS,Esther (ESP).
TC: BUNTA,Frantisek (SVK). GARCIA,Juan (ESP)

Start: 15:00 Time: 2:50 Attendance: 303
 Game notes: GROFELNIK, M faced 2 batters in the 7th. GALES, S faced 1 batter in the 8th.
 Game: 17



EUROBASEBALL'07

Resumen Partido 18 - Game Summary 18

#3 Italy (ITA) – #1 Great Britain (GBR)



Sep 10, 2007 at Barcelona (C. Perez De Rozas)

GREAT BRITAIN 0 (2-1)

Player	AB	R	H	BI	2B	3B	HR	BB	SB	CS	HP	SH	SF	SO	IBB	KL	GDP	PO	A	E
ROBERTS, A 2b	4	0	0	0	0	0	0	0	0	0	0	0	0	0	0	0	0	5	2	0
McQUEARY-E A rf	4	0	0	0	0	0	0	0	0	0	0	0	0	1	0	1	0	0	0	0
UST, B ss	3	0	1	0	0	0	0	1	0	0	0	0	0	1	0	0	0	2	6	0
NICKEAS, M c	4	0	1	0	0	0	0	0	0	0	0	0	0	1	0	0	0	4	0	0
EVANS, M dh	4	0	0	0	0	0	0	0	0	0	0	0	0	3	0	1	0	0	0	0
YOUNG, I lb	3	0	1	0	0	0	0	0	0	0	0	0	0	1	0	1	0	9	0	1
RUTHERFORD J lf	3	0	1	0	0	0	0	0	0	0	0	0	0	1	0	1	0	0	0	0
MARCELINO, B cf	3	0	0	0	0	0	0	0	0	0	0	0	0	2	0	1	0	0	0	0
COLLINS, T 3b	3	0	0	0	0	0	0	0	0	0	0	0	0	2	0	1	0	3	2	1
JEW, S p	0	0	0	0	0	0	0	0	0	0	0	0	0	0	0	0	0	1	5	0
WATERMAN, P p	0	0	0	0	0	0	0	0	0	0	0	0	0	0	0	0	0	0	0	0
LIEBENBERG R p	0	0	0	0	0	0	0	0	0	0	0	0	0	0	0	0	0	0	0	0
TONGUE, G p	0	0	0	0	0	0	0	0	0	0	0	0	0	0	0	0	0	0	0	0
Totals.....	31	0	4	0	0	0	0	1	0	0	0	0	0	12	0	6	0	24	15	2

ITALY 6 (2-1)

Player	AB	R	H	BI	2B	3B	HR	BB	SB	CS	HP	SH	SF	SO	IBB	KL	GDP	PO	A	E
BUCCHERI, JF cf	5	0	1	1	0	0	0	0	1	0	0	0	0	0	0	0	0	4	0	0
DALLOSPEDALE 2b	5	0	0	0	0	0	0	0	0	0	0	0	0	0	0	0	0	1	0	0
CHAPELLI, L lf	3	1	1	0	1	0	0	2	0	0	0	0	0	0	0	0	0	0	0	0
DE BIASE, M dh	4	2	3	2	0	0	1	0	0	0	1	0	0	0	0	0	1	0	0	0
AVAGNINA, L pr	0	0	0	0	0	0	0	0	0	0	0	0	0	0	0	0	0	0	0	0
MAZZANTI, G lb	3	1	1	0	0	0	0	0	0	0	1	1	0	1	0	0	0	5	1	0
CHIARINI, M rf	5	1	3	1	0	0	0	0	0	0	0	0	0	0	0	0	0	4	0	0
MAZZUCA, J.S 3b	3	0	1	1	0	1	0	1	0	0	0	0	0	0	0	0	0	0	0	0
PARISI, V.J. c	4	1	2	0	0	0	0	0	0	0	0	0	0	1	0	0	0	12	0	1
SANTORA, J ss	2	0	0	1	0	0	0	1	0	0	0	1	0	1	0	1	0	0	1	0
CARRARA, G p	0	0	0	0	0	0	0	0	0	0	0	0	0	0	0	0	0	0	1	0
MAESTRI, A p	0	0	0	0	0	0	0	0	0	0	0	0	0	0	0	0	0	1	0	0
MILANO, F p	0	0	0	0	0	0	0	0	0	0	0	0	0	0	0	0	0	0	0	0
Totals.....	34	6	12	6	1	1	1	4	1	0	2	2	0	3	0	1	1	27	3	1

GREAT BRITAIN	IP	H	R	ER	BB	SO	WP	HB	BK	IBB	SH	SF	CI	2B	3B	HR	AB	BF	FO	GO	NP
JEW, S L,0-1	6.0	8	3	2	3	1	0	0	0	0	2	0	0	0	0	0	24	29	3	12	101
WATERMAN, P	0.1	2	3	3	1	1	0	0	0	0	0	0	0	0	0	1	3	4	0	0	22
LIEBENBERG R	0.2	1	0	0	0	1	0	0	0	0	0	0	0	0	1	0	3	3	0	1	11
TONGUE, G	1.0	1	0	0	0	0	0	2	0	0	0	0	0	1	0	0	4	6	2	1	6

ITALY	IP	H	R	ER	BB	SO	WP	HB	BK	IBB	SH	SF	CI	2B	3B	HR	AB	BF	FO	GO	NP
CARRARA, G W,1-0	7.0	3	0	0	0	8	0	0	0	0	0	0	0	0	0	0	24	24	10	3	93
MAESTRI, A	1.0	1	0	0	0	2	0	0	0	0	0	0	0	0	0	0	4	4	0	1	15
MILANO, F	1.0	0	0	0	1	2	0	0	0	0	0	0	0	0	0	0	3	4	1	0	19

Umpires - HP: PRIBYL, Frantisek (CZE) 1B: MAKOUCHETCHEV Serge (FRA) 2B: VERBRUGGE, Arnold (NED) 3B: MENENDEZ, Javier (ESP)

SCOREKEEPERS: MARTIN BENSENY, Jose Juan (ESP), GOLS, Joan (ESP) STEIJGER, Linda (NED)

TC: BUNTA, Frantisek (SVK), STROM, Peter (SWE)

Start: 20:00 Time: 02:33 Attendance: 200

Game notes:

Game: 18



EUROBASEBALL'07

Resumen Partido 19 - Game Summary 19



#1 Netherlands (NED) – #1 Germany (GER)



Sep 11, 2007 at Barcelona (C. Perez De Rozas)

GERMANY 3 (3-1)

Player	AB	R	H	BI	2B	3B	HR	BB	SB	CS	HP	SH	SF	SO	IBB	KL	GDP	PO	A	E
LUTZ, S cf	4	0	2	0	0	0	0	1	0	0	0	0	0	1	0	0	0	1	0	0
SPEER, J 2b	3	1	0	0	0	0	0	1	0	0	1	0	0	1	0	0	0	2	2	0
HOWARD, P pr/2b	0	0	0	0	0	0	0	0	0	0	0	0	0	0	0	0	0	0	0	0
WULF, D 3b	5	1	1	0	1	0	0	0	0	0	0	0	0	0	0	0	0	3	1	0
GUHRING, S lf	4	0	1	0	0	0	0	0	0	0	0	0	0	0	0	0	0	2	0	0
GRONAUER, K c	4	1	2	2	2	0	0	0	0	0	0	0	0	0	0	0	1	7	1	0
GRUBER, R rf	3	0	1	0	0	0	0	0	0	0	1	0	0	0	0	0	0	1	1	0
FRANKE, M 1b	4	0	2	1	1	0	0	0	0	0	0	0	0	1	0	1	1	8	1	0
HOPFENSPE.,K dh	4	0	1	0	0	0	0	0	0	0	0	0	0	2	0	1	0	0	0	0
JANZEN, A ss	4	0	1	0	0	0	0	0	0	0	0	0	0	1	0	0	0	0	3	2
HENKENJOH.,T p	0	0	0	0	0	0	0	0	0	0	0	0	0	0	0	0	0	0	1	1
HEID, M p	0	0	0	0	0	0	0	0	0	0	0	0	0	0	0	0	0	0	1	0
Totals.....	35	3	11	3	4	0	0	2	0	0	2	0	0	6	0	2	2	24	11	3

NETHERLANDS 6 (4-0)

Player	AB	R	H	BI	2B	3B	HR	BB	SB	CS	HP	SH	SF	SO	IBB	KL	GDP	PO	A	E
BERNADINA, R cf	4	2	2	0	0	0	0	1	2	0	0	0	0	1	0	1	0	2	1	0
STATIA, H ss	4	1	1	1	0	0	0	0	0	0	0	0	0	0	0	0	0	1	5	0
DECASTER, Y 1b	3	1	1	1	0	0	0	1	0	0	0	0	0	0	0	0	0	8	0	0
ADRIANA, S dh	2	1	0	0	0	0	0	1	0	0	1	0	0	1	0	1	0	0	0	0
JONG DE, S c	2	1	2	2	1	0	0	1	0	0	1	0	0	0	0	0	0	8	0	0
LEGITO, R 3b	3	0	0	0	0	0	0	1	0	0	0	0	0	1	0	0	0	2	2	0
KLOOSTER, D rf	3	0	0	0	0	0	0	1	0	0	0	0	0	1	0	0	0	2	0	0
ROMBLEY, D lf	4	0	1	0	0	0	0	0	0	0	0	0	0	2	0	1	0	0	0	0
DUURSMA, M 2b	4	0	0	0	0	0	0	0	0	0	0	0	0	1	0	0	0	4	4	1
BOYD, L p	0	0	0	0	0	0	0	0	0	0	0	0	0	0	0	0	0	0	1	0
DRAIJER, D p	0	0	0	0	0	0	0	0	0	0	0	0	0	0	0	0	0	0	0	0
KAMPEN V, M p	0	0	0	0	0	0	0	0	0	0	0	0	0	0	0	0	0	0	0	0
Totals.....	29	6	7	4	1	0	0	6	2	0	2	0	0	7	0	3	0	27	13	1

GERMANY	IP	H	R	ER	BB	SO	WP	HB	BK	IBB	SH	SF	CI	2B	3B	HR	AB	BF	FO	GO	NP
HENKENJOH.,T L,0-1	4.0	6	6	5	5	7	3	0	0	0	0	0	0	1	0	0	19	24	3	2	106
HEID, M	4.0	1	0	0	1	0	0	2	0	0	0	0	0	0	0	0	10	13	4	5	41

NETHERLANDS	IP	H	R	ER	BB	SO	WP	HB	BK	IBB	SH	SF	CI	2B	3B	HR	AB	BF	FO	GO	NP
BOYD, L W,1-0	7.0	8	1	1	1	5	0	0	0	0	0	0	0	2	0	0	27	28	7	6	85
DRAIJER, D	0.1	2	2	2	1	0	0	0	0	0	0	0	0	2	0	0	3	4	0	1	18
KAMPEN V, M S,1	1.2	1	0	0	0	1	0	2	0	0	0	0	0	0	0	0	5	7	1	2	30

Umpires - HP: MERCIER, Benoit (CAN) 1B: PRIBYL, Frantisek (CZE) 2B: BESZCZYNSKI, Dana (AUT) 3B: GARCIA, Adolfo (ESP)

SCOREKEEPERS: IZAGUIRRE, Oscar (VEN), STEIJER, Linda (NED), KRESOVA, Ivana (ESP)

TC: BONILLA, Anegel (USA), STROM, Peter (SWE)

Start: 10:00 Time: 2:32 Attendance: 350


Game notes: HENKENJOH.,T faced 2 batters in the 5th.

Game: 19



EUROBASEBALL'07

Resumen Partido 20 - Game Summary 20



#1 France (FRA) – #2 Great Britain (GBR)



Sep 11, 2007 at Sant Boi (Sant Boi)

GREAT BRITAIN 4 (3-1)																				
Player	AB	R	H	BI	2B	3B	HR	BB	SB	CS	HP	SH	SF	SO	IBB	KL	GDP	PO	A	E
ROBERTS, A 2b	2	1	1	0	0	0	0	0	0	0	0	0	0	1	0	1	0	1	0	0
FALLS, C ph/2b	3	0	1	0	0	0	0	0	0	0	0	0	0	0	0	0	0	2	1	0
McQUEARY-E A rf	5	1	1	0	1	0	0	0	0	0	0	0	0	1	0	0	0	3	0	0
UST, B ss	3	2	0	0	0	0	0	1	0	0	1	0	0	0	0	0	0	0	1	1
NICKEAS, M c	4	0	3	1	1	0	0	0	0	0	0	0	1	0	0	0	0	9	1	0
YOUNG, I lb	2	0	0	1	0	0	0	1	0	0	1	0	0	0	1	0	0	12	1	0
EVANS, M dh	1	0	0	0	0	0	0	0	0	0	0	0	0	1	0	1	0	0	0	0
PYCOCK, C dh	3	0	0	0	0	0	0	0	0	0	0	0	0	1	0	0	0	0	0	0
RUTHERFORD J lf	3	0	0	0	0	0	0	0	0	0	0	0	0	3	0	0	0	0	0	1
MALIHOUDIS A ph/lf	1	0	1	1	0	0	0	0	0	0	0	0	0	0	0	0	0	0	0	0
MARCELINO, B cf	4	0	0	0	0	0	0	0	0	0	0	0	0	0	0	0	0	0	0	0
COLLINS, T 3b	2	0	0	0	0	0	0	1	0	0	1	0	0	2	0	1	0	0	9	0
SMITH, A p	0	0	0	0	0	0	0	0	0	0	0	0	0	0	0	0	0	0	1	0
FREEBORN, G p	0	0	0	0	0	0	0	0	0	0	0	0	0	0	0	0	0	0	0	0
SPRAGG, S p	0	0	0	0	0	0	0	0	0	0	0	0	0	0	0	0	0	0	0	0
Totals.....	33	4	7	3	2	0	0	3	0	0	3	0	1	9	1	3	0	27	14	2

FRANCE 3 (3-1)																				
Player	AB	R	H	BI	2B	3B	HR	BB	SB	CS	HP	SH	SF	SO	IBB	KL	GDP	PO	A	E
HERVE, S ss	4	0	0	0	0	0	0	1	2	0	0	0	0	0	0	0	0	2	4	0
BERT, J rf	4	0	0	0	0	0	0	0	0	0	0	0	0	3	0	1	0	2	0	0
MARCHE, B c	4	0	1	0	0	0	0	0	0	0	0	0	0	0	0	0	0	10	0	0
FESSY, G lf	4	0	0	0	0	0	0	0	0	0	0	0	0	2	0	2	0	3	0	0
BOUTAGRA, J dh	2	0	0	0	0	0	0	0	0	0	2	0	0	0	0	0	0	0	0	0
PEYRICHOU, F 2b	4	1	1	1	0	0	1	0	0	0	0	0	0	1	0	0	0	1	3	1
ROUSSEAU, J 1b	4	1	1	0	0	0	1	0	0	0	0	0	0	1	0	0	0	7	0	0
MEURANT, D 3b	2	0	1	0	1	0	0	1	0	0	0	0	0	0	0	0	0	1	0	1
PIQUET, L pr/3b	1	1	0	0	0	0	0	0	0	0	0	0	0	0	0	0	0	0	0	0
HAGIWARA, K cf	3	0	1	0	0	0	0	0	0	0	0	1	0	0	0	0	0	1	0	0
PIQUET, A p	0	0	0	0	0	0	0	0	0	0	0	0	0	0	0	0	0	0	3	0
LEMESTRE, P p	0	0	0	0	0	0	0	0	0	0	0	0	0	0	0	0	0	0	0	0
Totals.....	32	3	5	2	1	0	2	2	2	0	2	1	0	7	0	3	0	27	10	2

GREAT BRITAIN																					
	IP	H	R	ER	BB	SO	WP	HB	BK	IBB	SH	SF	CI	2B	3B	HR	AB	BF	FO	GO	NP
SMITH, A	6.2	4	3	2	2	4	1	1	0	0	1	0	0	1	0	2	23	27	4	12	96
FREEBORN, G W,1-0	0.1	0	0	0	0	1	0	0	0	0	0	0	0	0	0	0	2	2	0	0	12
SPRAGG, S S,1	2.0	1	0	0	0	2	0	1	0	0	0	0	0	0	0	0	7	8	2	2	31

FRANCE																					
	IP	H	R	ER	BB	SO	WP	HB	BK	IBB	SH	SF	CI	2B	3B	HR	AB	BF	FO	GO	NP
PIQUET, A L,0-1	7.0	6	4	2	2	7	0	2	0	0	0	1	0	2	0	0	26	31	7	6	115
LEMESTRE, P	2.0	1	0	0	1	2	0	1	0	1	0	0	0	0	0	0	7	9	1	3	26

Umpires - HP: WALLACE, Mike (USA) 1B: MENDEZ, Javier (ESP) 2B: SCRETI, Marco (ITA) 3B: SANCHEZ, Manolo (ESP)

SCOREKEEPERS: VERBRUGGE, Francis (NED). MARTIN, Jose J. (ESP) GUTIERREZ, Rocio (ESP)

TC: ARRIETA, Humberto (CUB). GUILIZZONI, Giuseppe (ITA)

Start: 11:00 Time: 2:39 Attendance: 303

Game notes: PIQUET, A faced 2 batters in the 8th.

Game: 20



EUROBASEBALL'07

Resumen Partido 21 - Game Summary 21



#5 Austria (AUT) – #5 Croatia (CRO)



Sep 11, 2007 at Viladecans (Viladecans)

Player	CROATIA 8 (1-3)																			
	AB	R	H	BI	2B	3B	HR	BB	SB	CS	HP	SH	SF	SO	IBB	KL	GDP	PO	A	E
PAVLAKOVIC M cf	4	2	1	0	0	1	0	1	1	0	0	0	0	1	0	0	0	2	0	0
KARIN, D 3b	5	1	2	2	0	0	0	0	1	0	0	0	0	0	0	0	1	0	1	0
POSPISHIL, J ss	4	1	2	0	1	0	0	1	0	0	0	0	0	1	0	1	0	2	5	0
RACIC, I lf	4	0	0	0	0	0	0	0	0	0	1	0	0	3	0	0	0	2	0	1
PEREIRA, E dh	3	1	0	0	0	0	0	1	0	0	0	0	0	1	0	0	0	0	0	0
MATIJASEC, G dh	1	0	0	0	0	0	0	0	0	0	0	0	0	0	0	0	0	0	0	0
BROZINIC, J 1b	5	2	3	2	3	0	0	0	0	0	0	0	0	0	0	0	0	9	1	0
SPOLJARIC, N rf	5	1	2	1	0	0	0	0	1	0	0	0	0	1	0	1	0	5	0	0
AGLADIUS, R c	4	0	0	0	0	0	0	0	0	0	0	0	0	3	0	1	0	5	0	0
CURIC, M 2b	4	0	0	1	0	0	0	0	0	0	0	0	0	0	0	0	0	2	4	0
ZDELAR, M p	0	0	0	0	0	0	0	0	0	0	0	0	0	0	0	0	0	0	0	0
GROFELNIK, M p	0	0	0	0	0	0	0	0	0	0	0	0	0	0	0	0	0	0	1	1
Totals.....	39	8	10	6	4	1	0	3	3	0	1	0	0	10	0	3	1	27	12	2

Player	AUSTRIA 3 (0-4)																			
	AB	R	H	BI	2B	3B	HR	BB	SB	CS	HP	SH	SF	SO	IBB	KL	GDP	PO	A	E
TOMSICH, C 1b	3	1	0	1	0	0	0	1	0	0	1	0	0	0	0	0	0	8	0	0
FRICK, J lf	5	0	1	0	1	0	0	0	0	0	0	0	0	0	0	0	1	0	0	0
FERAK, P c	3	1	1	1	0	0	0	0	0	0	1	0	0	1	0	1	0	10	0	1
GRUBER, A c	0	0	0	0	0	0	0	0	0	0	0	0	0	0	0	0	0	0	0	0
CICHOCKI, C dh	4	0	1	0	0	0	0	0	0	0	0	0	0	1	0	0	0	0	0	0
RAUCH, L ss	3	0	0	0	0	0	0	0	0	0	0	0	0	1	0	1	0	0	2	2
LOFFLER, D 2b	1	0	0	0	0	0	0	0	0	0	0	0	0	0	0	0	0	2	1	0
PLAGG, S 3b	3	0	1	1	0	0	0	0	0	0	0	0	0	0	0	0	1	1	1	0
MACHIAN, J 3b	1	0	0	0	0	0	0	0	0	0	0	0	0	0	0	0	0	1	0	1
SCHOLDAN, M rf/cf	4	1	2	0	1	0	0	0	0	0	0	0	0	1	0	0	0	1	0	0
PODREKA, E 2b/ss	3	0	0	0	0	0	0	0	0	0	0	0	0	0	0	0	0	1	5	0
GABLER, F ph	1	0	1	0	0	0	0	0	0	0	0	0	0	0	0	0	0	0	0	0
KÖPPENST., M pr/ss	0	0	0	0	0	0	0	0	0	0	0	0	0	0	0	0	0	0	0	0
KANTHAK, O cf	3	0	0	0	0	0	0	0	0	0	0	0	0	1	0	0	0	3	0	0
RIGELE, L rf	1	0	1	0	0	0	0	0	0	0	0	0	0	0	0	0	0	0	0	0
KLINC, G p	0	0	0	0	0	0	0	0	0	0	0	0	0	0	0	0	0	0	0	0
STRINI, W p	0	0	0	0	0	0	0	0	0	0	0	0	0	0	0	0	0	0	0	0
Totals.....	35	3	8	3	2	0	0	1	0	0	2	0	0	5	0	2	2	27	9	4

CROATIA		IP	H	R	ER	BB	SO	WP	HB	BK	IBB	SH	SF	CI	2B	3B	HR	AB	BF	FO	GO	NP
ZDELAR, M W,1-0		6.0	5	2	1	0	4	0	2	0	0	0	0	0	2	0	0	23	25	6	7	75
GROFELNIK, M S,1		3.0	3	1	1	1	1	0	0	0	0	0	0	0	0	0	0	12	13	3	4	46
AUSTRIA		IP	H	R	ER	BB	SO	WP	HB	BK	IBB	SH	SF	CI	2B	3B	HR	AB	BF	FO	GO	NP
KLINC, G L,0-1		7.0	10	8	3	1	9	1	0	0	0	0	0	0	4	1	0	33	34	5	7	124
STRINI, W		2.0	0	0	0	2	1	0	1	0	0	0	0	0	0	0	0	6	9	2	2	39

Umpires - HP: LEONE, Pierfranco (ITA) 1B: MARIN, Fernando (ESP) 2B: MAKOUCHETCHEV, Serge (FRA) 3B: FERNANDEZ, Jair (MEX)

SCOREKEEPERS: SOJAT, Erika (ITA); SANTOS, Susana (ESP); SALVADOR, Elisabet (ESP)

TC: VERA, Jesus (ESP); BUNTA, Frantisek (SVK)

Start: 10:00 Time: 2:38 Attendance: 300

Game notes:

Game: 21



EUROBASEBALL'07

Resumen Partido 22 - Game Summary 22

#5 Ukraine (UKR) – #5 Russia (RUS)

Sep 11, 2007 at Sant Boi (Sant Boi)

Player	RUSSIA 3 (0-4)																			
	AB	R	H	BI	2B	3B	HR	BB	SB	CS	HP	SH	SF	SO	IBB	KL	GDP	PO	A	E
BOLOTIN, A rf	3	1	0	0	0	0	0	1	0	0	1	0	0	2	0	0	0	1	1	0
NIZOV, A 2b	4	2	2	0	1	0	0	1	0	1	0	0	0	0	0	0	0	3	4	0
KRIPOCHIN, A cf	5	0	2	1	0	0	0	0	1	0	0	0	0	1	0	1	0	0	0	0
VASILIEV, V lf	5	0	3	1	1	0	0	0	0	0	0	0	0	1	0	0	0	1	0	0
ARTAMONOV, A 3b	5	0	0	1	0	0	0	0	0	0	0	0	0	1	0	0	1	0	1	0
VASILIEV, A c	2	0	0	0	0	0	0	3	0	2	0	0	0	1	0	0	0	11	1	1
VASHAKIDZE A dh	1	0	0	0	0	0	0	1	0	0	0	0	0	0	0	0	0	0	0	0
FEDOROV, A dh	3	0	0	0	0	0	0	0	0	0	0	0	0	1	0	1	0	0	0	0
MAXYAKOV, A ss	3	0	0	0	0	0	0	1	0	0	0	1	0	3	0	2	0	4	9	1
YUAEV, M lb	4	0	0	0	0	0	0	0	0	0	0	0	0	1	0	0	0	11	0	0
PETROV, V p	0	0	0	0	0	0	0	0	0	0	0	0	0	0	0	0	0	0	1	0
SEREDENKO, D p	0	0	0	0	0	0	0	0	0	0	0	0	0	0	0	0	0	0	0	0
LOBANOV, A p	0	0	0	0	0	0	0	0	0	0	0	0	0	0	0	0	0	0	1	0
Totals.....	35	3	7	3	2	0	0	7	1	3	1	1	0	11	0	4	1	31	18	2

Player	UKRAINE 4 (1-3)																			
	AB	R	H	BI	2B	3B	HR	BB	SB	CS	HP	SH	SF	SO	IBB	KL	GDP	PO	A	E
AGAPOV, D ss	4	0	0	1	0	0	0	1	0	0	1	0	0	3	1	1	0	4	4	0
PALAMARCHUK c	3	0	1	3	1	0	0	2	0	0	0	0	1	1	0	1	0	10	3	0
DEYKUN, R lb	4	0	0	0	0	0	0	1	0	0	0	0	0	0	0	0	0	9	2	0
KOROBKO, S rf	4	0	0	0	0	0	0	0	0	0	0	0	0	1	0	0	0	0	0	1
SHKATULA, O dh	4	0	1	0	0	0	0	0	0	0	1	0	0	1	0	0	0	0	0	0
SHVETS, Y lf	4	1	1	0	0	0	0	0	0	0	1	0	0	0	0	0	1	2	0	0
TYKHONETS, S 3b	5	1	3	0	0	0	0	0	0	1	0	0	0	0	0	0	0	3	2	0
MAMONTOV, O 2b	3	2	1	0	0	0	0	2	0	0	0	0	0	1	0	0	0	4	4	0
KUBALSKYY, A cf	2	0	0	0	0	0	0	0	0	0	0	0	0	2	0	0	0	1	0	0
KOROLOV, A ph	0	0	0	0	0	0	0	1	0	0	0	0	0	0	0	0	0	0	0	0
SYVRYNCHUK pr/cf	0	0	0	0	0	0	0	0	0	0	0	0	0	0	0	0	0	0	0	0
DOVGALENKO, V ph/cf	1	0	0	0	0	0	0	0	0	0	0	0	0	1	0	1	0	0	0	0
TKACHENKO, Y ph	1	0	1	0	0	0	0	0	0	0	0	0	0	0	0	0	0	0	0	0
TROFYMENKO, O p	0	0	0	0	0	0	0	0	0	0	0	0	0	0	0	0	0	0	6	1
Totals.....	35	4	8	4	1	0	0	7	0	1	3	0	1	10	1	3	1	33	21	2

RUSSIA	IP	H	R	ER	BB	SO	WP	HB	BK	IBB	SH	SF	CI	2B	3B	HR	AB	BF	FO	GO	NP
PETROV, V	7.0	3	0	0	4	6	0	0	0	0	0	0	1	0	0	0	22	27	3	10	112
SEREDENKO, D	1.2	2	3	3	1	4	1	2	0	0	0	0	0	0	0	0	7	10	0	1	41
LOBANOV, A L,0-1	1.2	3	1	1	2	0	0	1	0	1	0	1	0	1	0	0	6	10	1	3	34

UKRAINE	IP	H	R	ER	BB	SO	WP	HB	BK	IBB	SH	SF	CI	2B	3B	HR	AB	BF	FO	GO	NP
TROFYMENKO, O W,1-0	11.0	7	3	2	7	11	2	1	1	0	1	0	0	2	0	0	35	44	4	13	183

Umpires - HP: GARCIA, A (ESP) 1B: KULHANEK, D (CZE) 2B: JALSIC, N (CRO) 3B:

Umpires - HP: GARCIA, Adolfo (ESP) 1B: KULHANEK, David (CZE) 2B: JALSIC, Nino (CRO) 3B: Van Den BERK Edwin (NED)

SCOREKEEPERS: GOLS, Joan (ESP). FATOUT, Aude (FRA). GUTIERREZ, Rocio (ESP)

TC: HOFFMANN, Ronald (GER). MEURANT, Jean Marie (FRA)

Start: 15:30 Time: 3:13 Attendance: 56

Game notes: PETROV, V faced 2 batters in the 8th.

Game: 22




EUROBASEBALL'07

Resumen Partido 23 - Game Summary 23



#3 Czech Republic (CZE) – #4 Sweden (SWE)



Sep 11, 2007 at Carcelona (C. Perez De Rozas)

Player	SWEDEN 2 (2-2)																			
	AB	R	H	BI	2B	3B	HR	BB	SB	CS	HP	SH	SF	SO	IBB	KL	GDP	PO	A	E
SORGI, A 2b/ss	4	0	2	0	0	0	0	1	0	0	0	0	0	0	0	0	1	3	2	0
LINDGREN, P lf	5	0	0	0	0	0	0	0	0	0	0	0	0	2	0	0	0	2	0	0
DERMENDZIEV dh/cf	5	0	2	0	0	0	0	0	0	0	0	0	0	1	0	0	0	0	0	0
REIMER, R ss/p	4	0	1	0	0	0	0	0	0	0	0	0	0	2	0	1	0	4	3	0
PILEGARD, M c	3	0	0	0	0	0	0	1	0	0	0	0	0	2	0	1	0	5	0	0
LINDBERG, D lb	2	0	1	0	0	0	0	0	0	0	0	0	0	0	0	0	0	5	1	0
JOHANNES. ,B ph/lb	2	0	1	0	0	0	0	0	0	0	0	0	0	0	0	0	0	3	0	0
FARTH, D pr	0	1	0	0	0	0	0	0	0	0	0	0	0	0	0	0	0	0	0	0
BORJES, H lb	0	0	0	0	0	0	0	0	0	0	0	0	0	0	0	0	0	1	0	0
JOHANNES. ,P cf/3b	3	0	1	0	0	0	0	0	0	1	0	1	0	1	0	0	0	2	0	1
GAJZLER, P rf	3	1	1	0	0	0	0	1	0	0	0	0	0	1	0	0	0	1	0	0
LJUNG, R 3b/ph	3	0	0	0	0	0	0	0	0	0	0	0	0	2	0	0	0	0	2	1
LEANDER, R ph/2b	1	0	0	0	0	0	0	0	0	0	0	0	0	0	0	0	0	0	2	0
MELIN, N p	0	0	0	0	0	0	0	0	0	0	0	0	0	0	0	0	0	1	2	0
Totals.....	35	2	9	0	0	0	0	3	0	1	0	1	0	11	0	2	1	27	12	2

Player	CZECH REPUBLIC 1 (2-2)																			
	AB	R	H	BI	2B	3B	HR	BB	SB	CS	HP	SH	SF	SO	IBB	KL	GDP	PO	A	E
VESELY, M rf	4	0	2	0	1	0	0	0	0	0	0	0	0	0	0	0	0	4	0	0
HAJTMAR, J 2b	3	0	0	0	0	0	0	0	1	0	0	1	0	1	0	1	0	1	0	1
DRABEK, J 3b	4	1	1	0	0	0	0	0	0	0	0	0	0	0	0	0	0	2	1	1
BUDSKY, P lb	4	0	0	0	0	0	0	0	0	0	0	0	0	1	0	0	1	10	0	0
NAVRATIL, A dh	4	0	2	1	1	0	0	0	1	0	0	0	0	0	0	0	0	0	0	0
MALIK, J lf	3	0	0	0	0	0	0	1	0	0	0	0	0	1	0	1	0	0	0	0
BREN, M c	3	0	0	0	0	0	0	0	0	0	0	0	0	0	0	0	0	6	4	0
CECH, P c	1	0	0	0	0	0	0	0	0	0	0	0	0	0	0	0	0	1	0	0
HRUSOVSKY, K cf	3	0	0	0	0	0	0	0	0	0	0	0	0	1	0	0	0	0	0	0
STRITECKY, M ph	1	0	0	0	0	0	0	0	0	0	0	0	0	1	0	0	0	0	0	0
BAROCH, P ss	2	0	0	0	0	0	0	1	0	0	0	0	0	0	0	0	0	2	3	0
REHACEK, J p	0	0	0	0	0	0	0	0	0	0	0	0	0	0	0	0	0	0	3	0
HOMOLKA, J p	0	0	0	0	0	0	0	0	0	0	0	0	0	0	0	0	0	0	0	0
GAJDOS, M p	0	0	0	0	0	0	0	0	0	0	0	0	0	0	0	0	0	0	0	0
TOUFAR, J p	0	0	0	0	0	0	0	0	0	0	0	0	0	0	0	0	0	1	0	0
Totals.....	32	1	5	1	2	0	0	2	2	0	0	1	0	5	0	2	1	27	11	2

SWEDEN	IP	H	R	ER	BB	SO	WP	HB	BK	IBB	SH	SF	CI	2B	3B	HR	AB	BF	FO	GO	NP
MELIN, N W,1-0	8.0	5	1	1	2	4	0	0	0	0	1	0	0	2	0	0	28	31	9	10	107
REIMER, R S,1	1.0	0	0	0	0	1	0	0	0	0	0	0	0	0	0	0	4	4	0	2	14

CZECH REPUBLIC	IP	H	R	ER	BB	SO	WP	HB	BK	IBB	SH	SF	CI	2B	3B	HR	AB	BF	FO	GO	NP
REHACEK, J	5.2	8	0	0	1	7	0	0	1	0	0	0	0	0	0	0	22	23	3	4	92
HOMOLKA, J	0.1	0	0	0	0	0	0	0	0	0	0	0	0	0	0	0	1	1	0	1	8
GAJDOS, M	0.2	0	0	0	2	1	0	0	0	0	0	0	0	0	0	0	2	4	1	0	18
TOUFAR, J L,0-1	2.1	1	2	1	0	3	2	0	0	0	1	0	0	0	0	0	10	11	3	2	38

Umpires - HP: VERBRUGGE, Arnold (NED) 1B: SANCHEZ, Manuel (ESP) 2B: LARKIN, Michael (RUS) 3B: JANKOVIC, Mojmir (SVK)
SCOREKEEPERS: FERNANDEZ DE H., Blanca (ESP), ESCRIBANO, Iranzu (ESP), KRESOVA, Ivana (ESP)
TC: GARCIA, Juan (ESP), FANARA, Angelo (ITA)

Start: 15:00 Time: 2:35 Attendance: 200

Game notes:
 Game: 23



EUROBASEBALL'07

Resumen Partido 24 - Game Summary 24



#3 Italy (ITA) – #3 Spain (ESP)



Sep 11, 2007 at Viladecans (Viladecans)

Player	SPAIN 6 (3-1)																			
	AB	R	H	BI	2B	3B	HR	BB	SB	CS	HP	SH	SF	SO	IBB	KL	GDP	PO	A	E
FIGUEROA, D cf	3	3	3	1	1	0	0	1	2	0	1	0	0	0	0	0	0	1	0	0
MARTINEZ, D lf	4	0	2	1	0	0	0	0	0	1	1	0	0	1	0	1	0	1	1	0
NAVARRO, D c	3	0	0	1	0	0	0	2	1	0	0	0	0	1	0	0	0	7	1	0
FREIRE, A 1b	5	0	0	0	0	0	0	0	0	0	0	0	0	3	0	0	0	15	0	0
CRUZ, J dh	4	1	2	0	0	0	0	0	1	0	1	0	0	1	0	1	0	0	0	0
FREIRE, D 3b	5	0	2	1	0	0	0	0	0	0	0	0	0	2	0	1	0	0	6	0
GARCIA, J rf	4	1	1	0	0	0	0	0	0	0	0	0	0	3	0	0	0	2	0	0
PEREZ, N ss	3	1	0	0	0	0	0	1	0	0	0	0	0	1	0	0	0	0	4	0
SANCHEZ, D 2b	4	0	0	0	0	0	0	0	0	0	0	0	0	1	0	0	0	1	2	1
OLIVERA, M p	0	0	0	0	0	0	0	0	0	0	0	0	0	0	0	0	0	0	2	0
CRUZ, R p	0	0	0	0	0	0	0	0	0	0	0	0	0	0	0	0	0	0	0	0
GUTIERREZ, F p	0	0	0	0	0	0	0	0	0	0	0	0	0	0	0	0	0	0	0	0
Totals.....	35	6	10	4	1	0	0	4	4	1	3	0	0	13	0	3	0	27	16	1

Player	ITALY 4 (2-2)																			
	AB	R	H	BI	2B	3B	HR	BB	SB	CS	HP	SH	SF	SO	IBB	KL	GDP	PO	A	E
BUCCHERI, JF cf	3	1	0	0	0	0	0	2	0	0	0	0	0	0	0	0	0	0	0	0
DALLOSPEDALE 2b	3	0	1	1	0	0	0	1	0	0	0	1	0	1	0	0	0	0	2	1
CHAPELLI, L lf	5	1	1	0	0	0	0	0	1	0	0	0	0	0	0	0	0	1	0	0
DE BIASE, M dh	4	0	1	1	0	0	0	0	0	0	1	0	0	1	0	0	0	0	0	0
MAZZANTI, G 1b	3	0	1	0	0	0	0	1	0	0	0	0	0	1	0	0	0	6	2	0
CHIARINI, M rf	4	1	2	0	1	0	0	0	0	0	0	0	0	1	0	0	0	1	1	0
MAZZUCA, J.S 3b	3	0	0	0	0	0	0	1	0	0	0	0	0	1	0	0	0	2	1	0
CERIANI, M.S c	2	0	0	1	0	0	0	0	0	0	0	0	0	0	0	0	0	5	1	0
PARISI, V.J. c	2	0	0	0	0	0	0	0	0	0	0	0	0	1	0	0	0	9	0	1
SANTORA, J ss	2	1	0	0	0	0	0	2	1	0	0	0	0	0	0	0	0	2	3	0
NORRITO, G p	0	0	0	0	0	0	0	0	0	0	0	0	0	0	0	0	0	0	0	0
CORRADINI, R p	0	0	0	0	0	0	0	0	0	0	0	0	0	0	0	0	0	1	1	0
PEZZULO, C.A p	0	0	0	0	0	0	0	0	0	0	0	0	0	0	0	0	0	0	1	0
RICHETTI, C p	0	0	0	0	0	0	0	0	0	0	0	0	0	0	0	0	0	0	1	0
MAESTRI, A p	0	0	0	0	0	0	0	0	0	0	0	0	0	0	0	0	0	0	0	0
Totals.....	31	4	6	3	1	0	0	7	2	0	1	1	0	6	0	0	0	27	13	2

SPAIN	IP	H	R	ER	BB	SO	WP	HB	EK	IBB	SH	SF	CI	2B	3B	HR	AB	BF	FO	GO	NP
OLIVERA, M W,1-0	6.0	5	4	4	6	3	0	1	0	0	1	0	0	1	0	0	22	30	2	13	56
CRUZ, R	1.2	1	0	0	1	2	0	0	0	0	0	0	0	0	0	0	5	6	1	1	
GUTIERREZ, F S,2	1.1	0	0	0	0	1	0	0	0	0	0	0	0	0	0	0	4	4	1	2	

ITALY	IP	H	R	ER	BB	SO	WP	HB	EK	IBB	SH	SF	CI	2B	3B	HR	AB	BF	FO	GO	NP
NORRITO, G L,0-1	1.0	3	4	3	1	1	1	1	0	0	0	0	0	0	0	0	6	8	0	2	25
CORRADINI, R	2.2	4	1	1	1	3	0	0	0	0	0	0	0	0	0	0	10	11	0	3	29
PEZZULO, C.A	0.1	0	0	0	0	0	0	1	1	0	0	0	0	0	0	0	0	1	0	0	
RICHETTI, C	2.0	0	0	0	2	3	0	1	0	0	0	0	0	0	0	0	7	10	1	2	
MAESTRI, A	3.0	3	1	1	0	6	1	0	0	0	0	0	0	1	0	0	12	12	3	0	

Umpires - HP: RODRIGUEZ Willy (PUR) 1B: WALLACE Mike (USA) 2B: JORGENSEN Henrik(SWE) 3B: MERCIER Benoit (CAN)

Scorers: STELJER Linda(NED), DE LEON Andres(PAN),SOJAT Erika(ITA)

TC: STROM Peter(SWE), BONILLA Angel(USA)

Start: 18:00 Time: 3:24 Attendance: 1200

Game notes:

NORRITO, G faced 4 batters in the 2nd. RICHETTI, C faced 1 batter in the 7th.

OLIVERA, M faced 1 batter in the 7th.

Game: 24



EUROBASEBALL'07

Resumen Partido 25 - Game Summary 25



#2 Germany (GER) – #3 Czech Rep. (CZE)



Sep 12, 2007 at Barcelona (C.Perez de Rozas)

CZECH REPUBLIC 1 (2-3)

Player	AB	R	H	BI	2B	3B	HR	BB	SB	CS	HP	SH	SF	SO	IBB	KL	GDP	PO	A	E
VESELY, M rf	4	0	1	1	0	0	0	0	0	0	0	0	0	3	0	1	0	3	0	1
HAJTMAR, J ss	3	0	0	0	0	0	0	1	0	1	0	0	0	2	0	1	0	0	0	1
DRABEK, J 3b	4	0	0	0	0	0	0	0	0	0	0	0	0	2	0	1	0	1	2	0
BUDSKY, P 1b	4	0	0	0	0	0	0	0	0	0	0	0	0	2	0	1	0	8	1	0
NAVRATIL, A dh	3	0	0	0	0	0	0	1	0	0	0	0	0	1	0	1	0	0	0	0
MALIK, J lf	3	0	0	0	0	0	0	0	0	0	0	0	0	0	0	0	0	1	0	0
CECH, P c	3	0	1	0	0	0	0	0	0	0	0	0	0	0	0	0	0	6	0	1
PETRIK, O 2b	3	1	1	0	0	0	0	0	0	0	0	0	0	1	0	0	0	0	2	0
HRUSOVSKY, K cf	2	0	1	0	0	0	0	0	0	1	0	0	0	1	0	0	0	4	0	0
BREN, M ph	0	0	0	0	0	0	0	1	0	0	0	0	0	0	0	0	0	0	0	0
TOMAS, J cf	0	0	0	0	0	0	0	0	0	0	0	0	0	0	0	0	0	0	0	0
KUBAT, L p	0	0	0	0	0	0	0	0	0	0	0	0	0	0	0	0	0	1	2	0
HOMOLKA, J p	0	0	0	0	0	0	0	0	0	0	0	0	0	0	0	0	0	0	0	0
MINARIK, P p	0	0	0	0	0	0	0	0	0	0	0	0	0	0	0	0	0	0	0	0
Totals.....	29	1	4	1	0	0	0	3	0	2	0	0	0	12	0	5	0	24	7	3

GERMANY 6 (4-1)

Player	AB	R	H	BI	2B	3B	HR	BB	SB	CS	HP	SH	SF	SO	IBB	KL	GDP	PO	A	E
LUTZ, S cf	4	1	2	1	1	0	0	1	1	0	0	0	0	1	0	1	0	1	0	0
SPEER, J 2b	3	1	1	2	0	1	0	0	0	0	0	1	1	1	0	1	0	1	3	0
WULF, D 3b	3	0	0	0	0	0	0	0	0	1	2	0	0	2	0	0	0	0	1	0
GUHRING, S lf	5	1	2	0	1	0	0	0	1	0	0	0	0	0	0	0	0	1	0	0
GRONAUER, K c	4	1	1	1	0	1	0	0	0	0	0	0	0	1	0	0	0	11	3	0
GRUBER, R rf	4	0	1	1	1	0	0	0	0	0	0	0	0	1	0	0	0	3	0	0
FRANKE, M 1b	4	0	2	0	0	0	0	0	0	0	0	0	0	0	0	0	0	4	0	0
HOWARD, P pr	0	0	0	0	0	0	0	0	0	0	0	0	0	0	0	0	0	0	0	0
HEYMER, J 1b	0	0	0	0	0	0	0	0	0	0	0	0	0	0	0	0	0	4	0	0
HOPFENSPE.,K dh	2	1	1	0	1	0	0	1	0	0	1	0	0	0	0	0	0	0	0	0
HEILMANN, E dh	0	0	0	0	0	0	0	0	0	0	0	0	0	0	0	0	0	0	0	0
JANZEN, A ss	4	1	1	0	0	0	0	0	0	0	0	0	0	0	0	0	0	2	3	0
MARQUEZ, E p	0	0	0	0	0	0	0	0	0	0	0	0	0	0	0	0	0	0	0	0
FRIES, D p	0	0	0	0	0	0	0	0	0	0	0	0	0	0	0	0	0	0	0	0
ALMSTETTER M p	0	0	0	0	0	0	0	0	0	0	0	0	0	0	0	0	0	0	0	0
HOFFSCHILD,P p	0	0	0	0	0	0	0	0	0	0	0	0	0	0	0	0	0	0	0	0
Totals.....	33	6	11	5	4	2	0	2	2	1	3	1	1	6	0	2	0	27	10	0

CZECH REPUBLIC

	IP	H	R	ER	BB	SO	WP	HB	BK	IBB	SH	SF	CI	2B	3B	HR	AB	BF	FO	GO	NP
KUBAT, L L,1-1	4.0	8	5	4	0	2	0	2	0	0	1	0	0	3	2	0	18	21	5	4	49
HOMOLKA, J	3.0	3	0	0	1	3	0	1	0	0	0	0	0	1	0	0	13	15	5	1	43
MINARIK, P	1.0	0	1	0	1	1	0	0	0	0	0	1	0	0	0	0	2	4	1	1	17

GERMANY

	IP	H	R	ER	BB	SO	WP	HB	BK	IBB	SH	SF	CI	2B	3B	HR	AB	BF	FO	GO	NP
MARQUEZ, E W,2-0	6.0	2	0	0	2	11	0	0	0	0	0	0	0	0	0	0	18	20	3	2	86
FRIES, D	1.2	0	0	0	0	1	0	0	0	0	0	0	0	0	0	0	5	5	2	2	21
ALMSTETTER M	0.0	2	1	1	1	0	0	0	0	0	0	0	0	0	0	0	2	3	0	0	10
HOFFSCHILD,P	1.1	0	0	0	0	0	0	0	0	0	0	0	0	0	0	0	4	4	2	2	12

Umpires - HP: BESZCZYNSKY,Dana (AUST) 1B: BERK Edwin van den (NED) 2B: MARIN Fernando (ESP) 3B: MAKOUCHEV Serge (FRA)

SCOREKEEPERS: VERBRUGGE Francis (NED), CARPIO Pablo (ESP), FDEZ. DE HENESTROSA, Blanca. (ESP)

TC: GUILIZZONI, Giussepe (ITA), ARRIETA, Humberto (CUB)

Start: 11:00 Time: 2:04 Attendance: 500

Game notes:

ALMSTETTER M faced 3 batters in the 8th.

Game: 25



EUROBASEBALL'07

Resumen Partido 26 - Game Summary 26



#6 Russia (RUS) – #4 Italia (ITA)



Sep 12, 2007 at Viladecans (Viladecans)

ITALY 7 (3-2)																				
Player	AB	R	H	BI	2B	3B	HR	BB	SB	CS	HP	SH	SF	SO	IBB	KL	GDP	PO	A	E
AVAGNINA, L cf/rf	5	1	1	1	1	0	0	1	0	0	0	0	0	2	0	1	0	0	0	0
DALLOSPEDALE 2b	5	0	1	0	0	0	0	0	0	0	0	0	0	0	0	0	0	2	1	0
CHAPELLI, L lf	5	1	4	1	0	0	0	0	0	1	0	0	0	0	0	0	0	1	0	0
DE BIASE, M dh	5	1	2	0	1	0	0	0	0	0	0	0	0	0	0	0	0	0	0	0
MAZZANTI, G 1b	5	1	3	2	1	0	0	0	0	0	0	0	0	0	0	0	0	9	0	0
CHIARINI, M rf	2	0	0	0	0	0	0	0	0	0	0	0	0	0	0	0	0	0	0	0
BUCCHERI, JF cf	2	1	1	1	0	0	0	1	1	0	0	0	0	0	0	0	1	2	0	0
LIDDI, A 3b	5	0	2	0	1	0	0	0	0	0	0	0	0	2	0	1	0	2	1	0
CERIANI, M.S c	5	0	1	0	0	0	0	0	0	0	0	0	0	0	0	0	0	11	1	0
SANTORA, J ss	3	2	1	0	0	0	0	2	0	0	0	0	0	1	0	0	0	0	3	0
DE SANTIS, R p	0	0	0	0	0	0	0	0	0	0	0	0	0	0	0	0	0	0	6	0
DI ROMA, C p	0	0	0	0	0	0	0	0	0	0	0	0	0	0	0	0	0	0	0	0
Totals.....	42	7	16	5	4	0	0	4	1	1	0	0	0	5	0	2	1	27	12	0

RUSSIA 2 (0-5)																				
Player	AB	R	H	BI	2B	3B	HR	BB	SB	CS	HP	SH	SF	SO	IBB	KL	GDP	PO	A	E
NIZOV, A 2b	4	1	3	0	2	0	0	0	0	0	0	0	0	0	0	0	0	3	6	0
BAKALETS, Y 2b	1	0	0	0	0	0	0	0	0	0	0	0	0	1	0	0	0	1	0	0
BOLOTIN, A rf	2	0	1	1	0	0	0	1	0	1	1	0	0	1	0	0	0	2	1	0
FEDOROV, A 1b	4	0	1	0	0	0	0	0	0	0	0	0	0	0	0	0	0	13	0	0
VASILIEV, A lf	4	0	0	0	0	0	0	0	0	0	0	0	0	2	0	2	0	1	0	0
VASHAKIDZE A dh	2	0	0	0	0	0	0	0	0	0	0	0	0	2	0	0	0	0	0	0
SOLOVIEV, S dh	2	0	0	0	0	0	0	0	0	0	0	0	0	0	0	0	0	0	0	0
ZHAROV, S c	3	1	2	0	1	0	0	0	0	0	1	0	0	1	0	0	0	3	2	1
MONAKHOV, N c	0	0	0	0	0	0	0	0	0	0	0	0	0	0	0	0	0	1	0	0
TOROPOV, A cf	4	0	1	1	1	0	0	0	0	0	0	0	0	2	0	1	0	1	0	0
MAXYAKOV, A ss	2	0	0	0	0	0	0	0	0	0	0	0	0	1	0	0	0	2	3	1
ARTAMONOV, A ph/ss	2	0	0	0	0	0	0	0	0	0	0	0	0	1	0	1	0	0	0	0
SEMENOV, O 3b	4	0	1	0	0	0	0	0	1	0	0	0	0	0	0	0	0	0	0	0
LOBANOV, N p	0	0	0	0	0	0	0	0	0	0	0	0	0	0	0	0	0	0	0	0
VASILIEV, V p	0	0	0	0	0	0	0	0	0	0	0	0	0	0	0	0	0	0	0	0
Totals.....	34	2	9	2	4	0	0	1	1	1	2	0	0	11	0	4	0	27	12	2

ITALY		IP	H	R	ER	BB	SO	WP	HB	BK	IBB	SH	SF	CI	2B	3B	HR	AB	BF	FO	GO	NP
DE SANTIS, R W,1-0		7.0	8	2	2	1	8	0	2	0	0	0	0	0	4	0	0	27	30	4	7	102
DI ROMA, C		2.0	1	0	0	0	3	0	0	0	0	0	0	0	0	0	0	7	7	1	2	22

RUSSIA		IP	H	R	ER	BB	SO	WP	HB	BK	IBB	SH	SF	CI	2B	3B	HR	AB	BF	FO	GO	NP
LOBANOV, N L,0-1		5.0	11	5	5	1	2	0	0	2	0	0	0	0	4	0	0	25	26	4	8	79
VASILIEV, V		4.0	5	2	1	3	3	0	0	0	0	0	0	0	0	0	0	17	20	6	2	71

Umpires - HP: PRIBYL Frantisek(CZE), 1B: VERBRUGGE Arnold(NED), 2B: JANKOVIC Mojmir(SVK), 3B: GARCIA,Adolfo(ESP)
SCOREKEEPERS: SANTOS Susana (ESP), STEIJER Linda (NED), SALVADOR, Elisabet (ESP)
TC: HOFFMANN Roland (GER), VERA,Jesus (ESP)

Start: 10:00 Time: 2:33 Attendance: 300



EUROBASEBALL'07

Resumen Partido 27 - Game Summary 27



#5 Croacia (CRO) – #1 Netherlands (NED)



Sep 12, 2007 at Viladecans (Viladecans)

		NETHERLANDS 13 (5-0)																		
Player	AB	R	H	BI	2B	3B	HR	BB	SB	CS	HP	SH	SF	SO	IBB	KL	GDP	PO	A	E
BALENTINA, R lf	5	4	1	0	1	0	0	0	0	0	0	0	0	0	0	0	0	1	0	0
STATIA, H ss	3	3	2	2	1	0	0	1	1	0	0	0	0	0	0	0	0	0	1	0
DUURSMA, M ss	0	1	0	0	0	0	0	1	0	0	0	0	0	0	0	0	0	1	3	0
DECASTER, Y 2b	3	0	2	3	2	0	0	2	0	0	0	0	0	1	0	0	0	1	2	0
ADRIANA, S 1b	4	0	2	4	1	0	0	0	0	0	0	0	1	1	0	1	0	6	0	0
LEGITO, R 3b	3	1	2	1	1	0	1	0	0	0	0	0	0	0	0	0	0	0	1	0
ROOI, V 3b	2	0	0	0	0	0	0	0	0	0	0	0	1	0	0	0	0	0	0	0
MONTE, P dh	3	1	0	0	0	0	0	1	0	0	0	0	0	0	0	0	0	0	0	0
HALMAN, G rf/cf	4	0	0	0	0	0	0	0	0	0	0	0	1	0	1	0	1	0	0	0
SMEETS, T c	2	2	0	0	0	0	0	1	0	0	1	0	0	1	0	1	0	11	0	0
ROMBLEY, D cf	1	1	1	2	0	1	0	2	0	0	0	0	0	0	0	0	0	0	0	0
KLOOSTER, D rf	1	0	0	0	0	0	0	0	0	0	0	0	0	0	0	0	0	0	0	0
BERKENBOS.,K p	0	0	0	0	0	0	0	0	0	0	0	0	0	0	0	0	0	0	0	0
DRAIJER, D p	0	0	0	0	0	0	0	0	0	0	0	0	0	0	0	0	0	0	0	0
JANSEN, D p	0	0	0	0	0	0	0	0	0	0	0	0	0	0	0	0	0	0	0	0
Totals.....	31	13	10	12	6	1	1	8	1	0	1	0	1	5	0	3	0	21	7	0

		CROATIA 0 (1-4)																		
Player	AB	R	H	BI	2B	3B	HR	BB	SB	CS	HP	SH	SF	SO	IBB	KL	GDP	PO	A	E
PAVLAKOVIC M cf	2	0	0	0	0	0	0	0	0	0	1	0	0	2	0	0	0	1	0	0
ZDELAR, M pr	0	0	0	0	0	0	0	0	0	0	0	0	0	0	0	0	0	0	0	0
GROFELNIK, M rf	0	0	0	0	0	0	0	0	0	0	0	0	0	0	0	0	0	0	0	0
KARIN, D 3b	3	0	1	0	0	0	0	0	0	0	0	0	0	0	0	0	0	0	5	1
POSPISHIL, J ss	3	0	0	0	0	0	0	0	0	0	0	0	0	2	0	0	1	1	2	0
RACIC, I lf	3	0	1	0	0	0	0	0	0	0	0	0	0	2	0	0	0	1	0	0
BROZINIC, J 1b	2	0	1	0	0	0	0	0	0	0	1	0	0	0	0	0	0	8	1	0
PEREIRA, E dh	3	0	0	0	0	0	0	0	0	0	0	0	0	2	0	2	0	0	0	0
SPOLJARIC, N rf/cf	2	0	0	0	0	0	0	1	0	0	0	0	0	1	0	0	0	2	0	0
LATKOVIC, D c	2	0	0	0	0	0	0	0	0	0	0	0	0	1	0	1	0	3	0	0
MATIJASEC, G c	1	0	0	0	0	0	0	0	0	0	0	0	1	0	0	0	0	2	0	0
CURIC, M 2b	2	0	0	0	0	0	0	0	0	0	0	0	0	0	0	0	0	3	2	0
FARKAS, M p	0	0	0	0	0	0	0	0	0	0	0	0	0	0	0	0	0	0	0	0
MATKO, D p	0	0	0	0	0	0	0	0	0	0	0	0	0	0	0	0	0	0	0	0
VUJNOVIC, S p	0	0	0	0	0	0	0	0	0	0	0	0	0	0	0	0	0	0	0	0
MARIN, D p	0	0	0	0	0	0	0	0	0	0	0	0	0	0	0	0	0	0	0	0
LEVAK, D p	0	0	0	0	0	0	0	0	0	0	0	0	0	0	0	0	0	0	0	0
Totals.....	23	0	3	0	0	0	0	1	0	0	2	0	0	11	0	3	1	21	10	1

NETHERLANDS	IP	H	R	ER	BB	SO	WP	HB	BK	IBB	SH	SF	CI	2B	3B	HR	AB	BF	FO	GO	NP
BERKENBOS.,K W,1-0	5.0	2	0	0	0	8	0	1	0	0	0	0	0	0	0	0	17	18	3	4	74
DRAIJER, D	1.0	1	0	0	0	1	0	1	0	0	0	0	0	0	0	0	3	4	0	1	18
JANSEN, D	1.0	0	0	0	1	2	0	0	0	0	0	0	0	0	0	0	3	4	0	1	16

CROATIA	IP	H	R	ER	BB	SO	WP	HB	BK	IBB	SH	SF	CI	2B	3B	HR	AB	BF	FO	GO	NP
FARKAS, M L,0-1	4.0	7	7	7	3	2	0	0	0	0	0	1	0	5	0	1	18	22	3	7	75
MATKO, D	0.2	1	5	2	3	1	1	1	0	0	0	0	0	0	1	0	4	8	0	1	31
VUJNOVIC, S	0.1	1	0	0	0	0	0	0	0	0	0	0	0	0	0	0	2	2	1	0	7
MARIN, D	1.2	1	1	1	2	1	0	0	0	0	0	0	0	1	0	0	6	8	2	2	32
LEVAK, D	0.1	0	0	0	0	1	0	0	0	0	0	0	0	0	0	0	1	1	0	0	5

Umpires - HP: KULHANEK David (CZE), 1B: JORGENSEN Henrik(SWE), 2B: MERCIER Benoit (CAN), 3B: SANCHEZ Manolo(ESP)

SCOREKEEPERS: ESCRIBANO Iranzu (ESP),IZAGUIRRE Oscar (VEN), SALVADOR, Elisabet (ESP)

TC: GARCIA Juan (ESP), FANARA Angelo (ITA).

Start: 15:00 Time: 2:13 Attendance: 250



EUROBASEBALL'07

Resumen Partido 28 - Game Summary 28



#1 Great Britain (GBR) – #5 Ukraine (UKR)



Sep 12, 2007 at Sant Boi (Sant Boi)

		UKRAINE 0 (1-4)																		
Player	AB	R	H	BI	2B	3B	HR	BB	SB	CS	HP	SH	SF	SO	IBB	KL	GDP	PO	A	E
TYKHONETS, S 3b	4	0	1	0	0	0	0	0	0	0	0	0	0	0	0	0	0	1	0	0
PALAMARCHUK cf	4	0	1	0	0	0	0	0	0	0	0	0	0	1	0	0	0	0	0	1
DEYKUN, R dh	3	0	0	0	0	0	0	0	0	0	0	0	2	0	0	0	0	0	0	0
KOROLOV, A ph	1	0	0	0	0	0	0	0	0	0	0	0	1	0	0	0	0	0	0	0
KOROBKO, S rf	4	0	1	0	0	0	0	0	0	0	0	0	0	1	0	1	0	2	1	1
SHVETS, Y lf	2	0	0	0	0	0	0	0	0	0	0	1	0	1	0	0	0	0	0	0
SHKATULA, O c	3	0	0	0	0	0	0	0	0	0	0	0	0	0	0	0	0	4	1	0
KLIACHENKO, M ss	2	0	0	0	0	0	0	0	0	0	0	0	0	0	0	0	0	2	2	1
AGAPOV, D ss	1	0	0	0	0	0	0	0	0	0	0	0	0	0	0	0	0	1	1	0
LITVINCHUK, I lb	2	0	0	0	0	0	0	0	0	0	1	0	0	0	0	0	0	11	0	0
MAMONTOV, O 2b	3	0	1	0	0	0	0	0	0	0	0	0	0	1	0	0	0	3	7	0
TKACHENKO, Y p	0	0	0	0	0	0	0	0	0	0	0	0	0	0	0	0	0	0	2	1
DOVGALENKO, V p	0	0	0	0	0	0	0	0	0	0	0	0	0	0	0	0	0	0	0	0
KUBALSKYY, A p	0	0	0	0	0	0	0	0	0	0	0	0	0	0	0	0	0	0	0	0
Totals.....	29	0	4	0	0	0	0	0	0	0	1	1	0	7	0	1	0	24	14	4

		GREAT BRITAIN 9 (4-1)																		
Player	AB	R	H	BI	2B	3B	HR	BB	SB	CS	HP	SH	SF	SO	IBB	KL	GDP	PO	A	E
FALLS, C 2b	3	2	1	0	1	0	0	1	0	0	1	0	0	0	0	0	0	0	2	0
McQUEARY-E A rf/p	3	2	1	0	0	0	0	1	0	0	1	0	0	1	0	0	0	0	0	0
RENERY, M pr	0	1	0	0	0	0	0	0	0	0	0	0	0	0	0	0	0	0	0	0
WATERMAN, P p	0	0	0	0	0	0	0	0	0	0	0	0	0	0	0	0	0	0	0	0
TONGUE, G p	0	0	0	0	0	0	0	0	0	0	0	0	0	0	0	0	0	0	0	0
UST, B ss	3	2	3	1	2	0	0	2	0	0	0	0	0	0	0	0	0	0	7	0
NICKEAS, M c	4	0	2	1	0	0	0	1	0	0	0	0	0	0	1	0	0	6	1	0
RUTHERFORD J pr/lf	0	0	0	0	0	0	0	0	0	0	0	0	0	0	0	0	0	0	0	0
YOUNG, I lb	4	0	2	1	1	0	0	0	0	0	0	0	0	0	0	0	0	14	0	0
FREEBORN, G pr/lb	1	0	0	0	0	0	0	0	1	0	0	0	0	0	0	0	0	2	0	0
BROWN, S dh	2	1	0	0	0	0	0	2	0	0	0	0	0	1	0	0	0	0	0	0
MARCELINO, B rf	0	0	0	1	0	0	0	1	0	0	0	0	0	0	0	0	0	0	0	0
MALIHODIS A lf/c	4	1	0	0	0	0	0	1	1	0	0	0	0	1	0	0	0	2	0	0
COLLINS, T 3b	3	0	1	0	0	0	0	0	1	1	1	0	0	0	0	0	0	3	2	0
HEATH, D cf	2	0	0	1	0	0	0	1	0	0	0	0	1	0	0	0	0	0	0	0
ESSERY, B p	0	0	0	0	0	0	0	0	0	0	0	0	0	0	0	0	0	0	5	0
WHITEHEAD, S p	0	0	0	0	0	0	0	0	0	0	0	0	0	0	0	0	0	0	0	0
PYCOCK, C p	0	0	0	0	0	0	0	0	0	0	0	0	0	0	0	0	0	0	0	0
Totals.....	29	9	10	5	4	0	0	10	3	1	3	0	1	3	1	0	0	27	17	0

UKRAINE	IP	H	R	ER	BB	SO	WP	HB	BK	IBB	SH	SF	CI	2B	3B	HR	AB	BF	FO	GO	NP
TKACHENKO, Y L, 0-1	3.1	2	4	2	5	2	0	3	1	0	0	1	0	0	0	0	10	19	3	4	62
DOVGALENKO, V	3.2	6	3	2	2	1	1	0	0	0	0	0	0	3	0	0	14	16	2	5	55
KUBALSKYY, A	1.0	2	2	2	3	0	0	0	0	1	0	0	0	1	0	0	5	8	2	1	28

GREAT BRITAIN	IP	H	R	ER	BB	SO	WP	HB	BK	IBB	SH	SF	CI	2B	3B	HR	AB	BF	FO	GO	NP
ESSERY, B W, 1-0	5.0	4	0	0	0	1	0	0	0	0	1	0	0	0	0	0	17	18	2	11	57
WHITEHEAD, S	1.2	0	0	0	0	3	0	0	0	0	0	0	0	0	0	0	5	5	0	2	25
PYCOCK, C	0.1	0	0	0	0	0	0	0	0	0	0	0	0	0	0	0	1	1	0	1	5
McQUEARY-E A	1.0	0	0	0	0	1	0	1	0	0	0	0	0	0	0	0	3	4	1	1	17
WATERMAN, P	0.2	0	0	0	0	2	0	0	0	0	0	0	0	0	0	0	2	2	0	0	9
TONGUE, G	0.1	0	0	0	0	0	0	0	0	0	0	0	0	0	0	0	1	1	0	1	3

Umpires - HP: JALSIC Ninoslav (CRO), 1B: LARKIN Michael (RUS), 2B: RODRIGUEZ, Willie (PUR), 3B: LEONE, Pierfranco. (ITA).

SCOREKEEPERS: FATOUT Aude (FRA), MARTIN B. Jose J. (ESP), GOLIS Joan (ESP).


TC: STROM Peter (SWE), MEURANT Jean M. (FRA)

Start: 11:00 Time: 2:25 Attendance: 500



EUROBASEBALL'07

Resumen Partido 29 - Game Summary 29



#3 Sweden (SWE) – #6 Austria (AUT)



Sep 12, 2007 at Viladecans (Viladecans)

Player	AUSTRIA 1 (0-5)																			
	AB	R	H	BI	2B	3B	HR	BB	SB	CS	HP	SH	SF	SO	IBB	KL	GDP	PO	A	E
SCHOLDAN, M cf	3	1	0	0	0	0	0	1	0	0	0	0	0	1	0	1	0	1	0	0
FRICK, J lf	4	0	2	0	2	0	0	0	0	0	0	0	0	1	0	0	0	0	0	0
FERAK, P c	3	0	1	1	0	0	0	0	0	0	0	0	1	1	0	0	0	7	1	0
RABENGRUB., M dh	4	0	1	0	0	0	0	0	0	0	0	0	0	1	0	1	0	0	0	0
KLINC, G rf	4	0	1	0	0	0	0	0	0	0	0	0	0	2	0	1	0	1	1	0
MACHIAN, J 3b	2	0	0	0	0	0	0	0	0	1	0	0	1	0	1	0	0	0	1	0
RAUCH, L ss	1	0	0	0	0	0	0	0	0	0	0	0	0	0	0	0	1	1	1	1
PODREKA, E ss/3b	3	0	1	0	0	0	0	0	0	0	0	0	0	0	0	0	1	3	2	4
PLAGG, S 3b	1	0	0	0	0	0	0	0	0	0	0	0	0	1	0	0	0	0	0	0
GABLER, F 1b	3	0	0	0	0	0	0	0	0	0	0	0	0	0	0	0	0	6	0	0
KORBER, D 1b	0	0	0	0	0	0	0	0	0	0	0	0	0	0	0	0	0	1	0	0
LOFFLER, D 2b	3	0	1	0	0	0	0	0	0	0	0	0	0	0	0	0	0	2	3	0
TOMSICH, C p	0	0	0	0	0	0	0	0	0	0	0	0	0	0	0	0	0	2	1	0
Totals.....	31	1	7	1	2	0	0	1	0	0	1	0	1	8	0	4	2	24	10	5

Player	SWEDEN 4 (3-2)																			
	AB	R	H	BI	2B	3B	HR	BB	SB	CS	HP	SH	SF	SO	IBB	KL	GDP	PO	A	E
SORGI, A 2b	4	0	1	1	0	0	0	0	0	1	0	0	0	1	0	0	0	3	4	0
PILEGARD, M dh	3	1	0	0	0	0	0	1	0	0	0	0	0	0	0	0	1	0	0	0
DERMENDZIEV cf/lf	4	0	0	0	0	0	0	0	0	0	0	0	0	2	0	0	0	0	0	0
REIMER, R ss	3	2	2	0	0	0	0	1	0	0	0	0	0	0	0	0	0	0	5	0
LINDBERG, D 1b	4	0	3	2	1	0	0	0	0	0	0	0	0	0	0	0	0	10	0	0
JOHANNESS., P 3b/rf	3	0	1	0	0	0	0	0	0	0	0	0	0	0	0	0	0	3	4	0
LINDGREN, P ph/rf	1	0	1	1	1	0	0	0	0	0	0	0	0	0	0	0	0	0	0	0
GAJZLER, P rf	3	0	0	0	0	0	0	0	0	0	0	0	1	0	0	0	0	2	0	0
JOHANSSON, C cf	1	0	0	0	0	0	0	0	0	0	0	0	0	0	0	0	0	0	0	0
JOHANNESS., B c	3	1	1	0	0	1	0	0	0	0	0	0	1	0	0	1	8	1	0	0
FARTH, D lf	2	0	0	0	0	0	0	0	0	0	0	0	0	2	0	1	0	1	0	0
STAEHELY, C ph	1	0	0	0	0	0	0	0	0	0	0	0	0	0	0	0	0	0	0	0
LJUNG, R 3b	0	0	0	0	0	0	0	0	0	0	0	0	0	0	0	0	0	0	0	0
SOUBIEA, N p	0	0	0	0	0	0	0	0	0	0	0	0	0	0	0	0	0	0	0	0
KARLSSON, K p	0	0	0	0	0	0	0	0	0	0	0	0	0	0	0	0	0	0	0	0
SJORS, P p	0	0	0	0	0	0	0	0	0	0	0	0	0	0	0	0	0	0	1	0
HOGLUND, M p	0	0	0	0	0	0	0	0	0	0	0	0	0	0	0	0	0	0	0	0
TISELL, J p	0	0	0	0	0	0	0	0	0	0	0	0	0	0	0	0	0	0	0	0
Totals.....	32	4	9	4	2	1	0	2	0	1	0	0	0	7	0	1	2	27	15	0

AUSTRIA	IP	H	R	ER	BB	SO	WP	HB	EK	IBB	SH	SF	CI	2B	3B	HR	AB	BF	FO	GO	NP
TOMSICH, C L,0-1	8.0	9	4	4	2	7	0	0	1	0	0	0	0	2	1	0	32	34	4	8	120

SWEDEN	IP	H	R	ER	BB	SO	WP	HB	EK	IBB	SH	SF	CI	2B	3B	HR	AB	BF	FO	GO	NP
SOUBIEA, N	4.0	2	1	1	1	4	0	0	0	0	0	1	0	2	0	0	13	15	3	5	60
KARLSSON, K	2.0	2	0	0	0	0	0	1	0	0	0	0	0	0	0	0	8	9	2	4	33
SJORS, P W,1-0	1.2	2	0	0	0	2	0	0	0	0	0	0	0	0	0	0	6	6	0	2	26
HOGLUND, M	0.1	0	0	0	0	1	0	0	0	0	0	0	0	0	0	0	1	1	0	0	3
TISELL, J S,1	1.0	1	0	0	0	1	0	0	0	0	0	0	0	0	0	0	3	3	0	1	10

Umpires - HP: MENENDEZ,Javier (ESP) 1B: PRIBYL,Frantisek (CZE) 2B: LEONE,Pierfranco (ITA) 3B: JALSIC,Nino (CRO)

SCOREKEEPERS: MARTIN,Jose J. (ESP). FERNANDEZ DE HENESTROSA,Blanca (ESP) GUTIERREZ,Rocio (ESP)

TC: BONILLA,Angel (USA). BUNTA,Frantisek (SVK)

Start: 20:00 Time: 2:30 Attendance: 105

Game notes: KARLSSON, K faced 1 batter in the 7th.

Game: 29




EUROBASEBALL'07

Resumen Partido 30 - Game Summary 30



#3 Spain (ESP) – #1 France (FRA)



Sep 12, 2007 at Barcelona (C. Perez de Rozas)

Player	FRANCE 2 (4-1)																			
	AB	R	H	BI	2B	3B	HR	BB	SB	CS	HP	SH	SF	SO	IBB	KL	GDP	PO	A	E
HERVE, S ss	5	1	2	1	1	0	0	0	0	0	0	0	0	0	0	0	0	2	1	0
HAGIWARA, K cf	2	0	0	0	0	0	0	0	0	0	1	1	0	0	0	0	0	4	0	0
MARCHE, B lb	4	0	1	1	0	0	0	0	0	0	0	0	0	1	0	0	0	8	1	1
FESSY, G lf	4	0	0	0	0	0	0	0	0	0	0	0	0	2	0	0	0	2	0	0
PEYRICHOU, F 2b	4	0	0	0	0	0	0	0	0	0	0	0	0	1	0	0	0	2	5	1
BOUTAGRA, J c	4	1	1	0	0	0	0	0	0	0	0	0	3	0	2	0	0	2	0	0
GAUTHIER, D dh	3	0	0	0	0	0	0	1	0	0	0	0	0	0	0	0	0	0	0	0
PIQUET, L pr	0	0	0	0	0	0	0	0	0	0	0	0	0	0	0	0	0	0	0	0
MEURANT, D 3b	4	0	0	0	0	0	0	0	0	0	0	0	0	2	0	0	0	0	3	0
BERT, J rf	2	0	1	0	0	0	0	2	0	0	0	0	0	0	0	0	0	3	0	0
MEURANT, S p	0	0	0	0	0	0	0	0	0	0	0	0	0	0	0	0	0	1	0	0
BRELLE, M p	0	0	0	0	0	0	0	0	0	0	0	0	0	0	0	0	0	0	0	0
Totals.....	32	2	5	2	1	0	0	3	0	0	1	1	0	9	0	2	0	24	10	2

Player	SPAIN 6 (4-1)																			
	AB	R	H	BI	2B	3B	HR	BB	SB	CS	HP	SH	SF	SO	IBB	KL	GDP	PO	A	E
FIGUEROA, D cf	4	2	3	2	1	1	0	0	0	0	0	0	0	0	0	0	0	3	0	0
MARTINEZ, D lf	3	0	1	2	0	0	0	0	0	0	0	0	1	0	0	0	0	2	0	0
NAVARRO, D c	3	0	1	0	0	0	0	1	0	0	0	0	0	2	0	2	0	8	1	0
FREIRE, A lb	4	0	1	0	0	0	0	0	0	0	0	0	0	0	0	0	0	7	0	0
CRUZ, J dh	4	0	0	0	0	0	0	0	0	0	0	0	0	0	0	0	0	0	0	0
FREIRE, D 3b	1	1	0	0	0	0	0	3	0	0	0	0	0	0	0	0	0	0	1	1
GARCIA, J rf	4	0	0	0	0	0	0	0	0	0	0	0	0	0	0	0	1	4	0	0
PEREZ, N ss	2	2	1	1	0	0	0	1	0	0	0	0	1	0	0	0	0	0	0	0
SANCHEZ, D 2b	3	1	0	0	0	0	0	0	0	0	1	0	0	0	0	0	0	3	3	0
GONZALEZ, E p	0	0	0	0	0	0	0	0	0	0	0	0	0	0	0	0	0	0	3	0
Totals.....	28	6	7	5	1	1	0	5	0	0	0	1	2	2	0	2	1	27	8	1

FRANCE	IP	H	R	ER	BB	SO	WP	HB	BK	IBB	SH	SF	CI	2B	3B	HR	AB	BF	FO	GO	NP
MEURANT, S L,1-1	7.0	7	5	5	4	2	2	0	0	0	1	1	0	1	1	0	25	31	10	7	104
BRELLE, M	1.0	0	1	0	1	0	0	0	0	0	0	1	0	0	0	0	3	5	1	2	10
SPAIN	IP	H	R	ER	BB	SO	WP	HB	BK	IBB	SH	SF	CI	2B	3B	HR	AB	BF	FO	GO	NP
GONZALEZ, E W,1-0	9.0	5	2	2	3	9	0	1	0	0	1	0	0	1	0	0	32	37	11	7	117

Umpires - HP: FERNANDEZ Jair. (MEX) 1B: RODRIGUEZ Willy. (PUR) 2B: WALLACE Mike. (USA) 3B: SCRETI Marco (ITA)

SCOREKEEPERS: DE LEON Andres (PAN), SOJAT Erika (ITA), KRESOVA Ivana (ESP)

TC: HOFFMANN Roland (GER), GUILIZZONI Giuseppe (ITA).

Start: 19:00 Time: 2:27 Attendance: 850

Game notes:

Game: 30



EUROBASEBALL'07

Resultados - Results

Thursday 13th

31	13 September*	12.00	Montjuïc	F	Czech Republic	Italy	2 - 7
32	13 September*	12.00	Viladecans	F	Ukraine	Croatia	1 - 2 (13 th)
33	13 September*	16.00	Sant Boi	F	Russia	Austria	7 - 2

Friday 14th

34	14 September**	11.00	Viladecans	C	Sweden	Great Britain	7 - 10
35	14 September**	11.00	Montjuïc	C	Netherlands	France	18 - 0
36	14 September**	19.00	Montjuïc	C	Germany	Spain	3 - 11

Saturday 15th

37	15 September**	11.00	Montjuïc	C	Sweden	France	0 - 10
38	15 September**	11.00	Viladecans	C	Great Britain	Germany	5 - 7
39	15 September**	19.00	Viladecans	C	Spain	Netherlands	8 - 10 (11 th)

Sunday 16th

40	16 September	11.00	Viladecans	C	Germany	France	7 - 1
41	16 September	11.00	Montjuïc	C	Netherlands	Great Britain	6 - 1
42	16 September	17.00	Montjuïc	C	Sweden	Spain	5 - 8

Standing Pool C

Pos	Team	GP	WO	LO	AVG	GB
1	Netherlands	5	5	0	1000	0
2	Germany	5	3	2	600	2
3	Great Britain	5	3	2	600	2
4	Spain	5	3	2	600	2
5	France	5	1	4	200	4
6	Sweden	5	0	5	0	5



EUROBASEBALL'07

Resumen Partido 31 - Game Summary 31



Czech Republic (CZE) – Italy (ITA)



Sep 13, 2007 at Barcelona (C.Perez de Rozas)

ITALY 7																				
Player	AB	R	H	BI	2B	3B	HR	BB	SB	CS	HP	SH	SF	SO	IBB	KL	GDP	PO	A	E
SANTORA, J ss	6	1	2	1	0	0	1	0	0	0	0	0	0	1	0	0	0	1	3	0
DALLOSPEDALE 2b	4	2	4	0	1	0	0	0	2	0	0	0	0	0	0	0	0	4	3	1
MAZZUCA, J.S ph/2b	1	0	0	0	0	0	0	1	0	0	0	0	0	0	0	0	0	0	3	0
CHAPELLI, L lf	4	1	0	0	0	0	0	1	0	0	0	0	0	1	0	1	1	1	0	0
DE BIASE, M dh	4	0	2	2	0	0	0	0	0	0	1	0	0	0	0	0	0	0	0	0
MAZZANTI, G lb	3	1	2	2	0	0	0	2	0	0	0	0	0	0	0	0	0	6	1	1
CHIARINI, M rf	5	0	1	0	0	0	0	0	0	0	0	0	0	1	0	0	2	0	0	0
LIDDI, A 3b	5	1	3	1	0	0	0	0	1	0	0	0	0	0	0	0	0	0	0	0
PARISI, V.J. c	4	0	0	0	0	0	0	1	0	0	0	0	0	1	0	0	0	10	1	1
AVAGNINA, L cf	5	1	3	1	0	0	0	0	1	0	0	0	0	1	0	0	0	4	0	0
D'ANGELO, M p	0	0	0	0	0	0	0	0	0	0	0	0	0	0	0	0	0	0	0	0
MILANO, F p	0	0	0	0	0	0	0	0	0	0	0	0	0	0	0	0	0	0	0	0
PEZZULO, C.A p	0	0	0	0	0	0	0	0	0	0	0	0	0	0	0	0	0	1	1	0
Totals.....	41	7	17	7	1	0	1	5	4	0	1	0	0	5	0	1	3	27	12	3

CZECH REPUBLIC 2																				
Player	AB	R	H	BI	2B	3B	HR	BB	SB	CS	HP	SH	SF	SO	IBB	KL	GDP	PO	A	E
VESELY, M rf	4	1	2	0	1	0	0	1	0	1	0	0	0	1	0	1	0	0	0	0
BREN, M c	2	1	0	0	0	0	0	1	0	0	0	0	0	1	0	1	0	4	0	0
CECH, P c	2	0	0	0	0	0	0	0	0	0	0	0	0	1	0	0	0	0	1	0
DRABEK, J 3b	4	0	1	0	0	0	0	0	0	0	0	0	0	2	0	0	0	2	3	0
NAVRATIL, A dh	3	0	1	1	0	0	0	0	0	0	0	0	0	0	0	0	0	0	0	0
STRITECKY, M dh	1	0	0	0	0	0	0	0	0	0	0	0	0	0	0	0	0	0	0	0
BUDSKY, P lb	2	0	0	0	0	0	0	0	0	0	0	0	0	2	0	0	0	6	0	0
HOMOLKA, J ph/lb	2	0	1	0	0	0	0	0	0	0	0	0	0	0	0	0	0	3	1	0
MALIK, J lf	3	0	1	0	1	0	0	0	0	0	0	0	0	0	0	0	0	0	0	0
TOMAS, J pr/lf	1	0	0	0	0	0	0	0	0	0	0	0	0	1	0	0	0	1	0	0
PETRIK, O 2b	4	0	0	0	0	0	0	0	0	0	0	0	0	1	0	0	0	4	4	0
HRUSOVSKY, K cf	3	0	1	0	0	0	0	1	0	1	0	0	0	1	0	1	0	0	0	0
BAROCH, P ss	2	0	0	0	0	0	0	0	0	0	0	0	0	0	0	0	1	4	4	0
HAJTMAR, J ss	2	0	2	0	0	0	0	0	0	0	0	0	0	0	0	0	0	2	2	0
SCHNEIDER, M p	0	0	0	0	0	0	0	0	0	0	0	0	0	0	0	0	0	0	1	0
PROCHAZKA, R p	0	0	0	0	0	0	0	0	0	0	0	0	0	0	0	0	0	0	0	0
GAJDOS, M p	0	0	0	0	0	0	0	0	0	0	0	0	0	0	0	0	0	0	0	0
MINARIK, P p	0	0	0	0	0	0	0	0	0	0	0	0	0	0	0	0	0	1	0	0
Totals.....	35	2	9	1	2	0	0	3	0	2	0	0	0	10	0	3	1	27	16	0

ITALY																					
	IP	H	R	ER	BB	SO	WP	HB	BK	IBB	SH	SF	CI	2B	3B	HR	AB	BF	FO	GO	NP
D'ANGELO, M W	5.2	5	2	1	3	6	0	0	0	0	0	0	0	2	0	0	22	25	7	2	100
MILANO, F	2.1	2	0	0	0	3	0	0	0	0	0	0	0	0	0	0	9	9	1	3	28
PEZZULO, C.A	1.0	2	0	0	0	1	0	0	0	0	0	0	0	0	0	0	4	4	0	1	15
CZECH REPUBLIC																					
SCHNEIDER, M L	2.0	7	4	4	2	2	0	0	0	0	0	0	0	1	0	1	13	15	2	2	48
PROCHAZKA, R	4.0	7	2	2	2	2	0	0	0	0	0	0	0	0	0	0	16	18	1	6	62
GAJDOS, M	2.0	2	1	1	1	0	0	1	0	0	0	0	0	0	0	0	8	10	3	3	32
MINARIK, P	1.0	1	0	0	0	1	0	0	0	0	0	0	0	0	0	0	4	4	0	2	16

Umpires - HP: LARKIN Michael(RUS), 1B: FERNANDEZ Jair(MEX), 2B: JORGENSEN, Henrik.(SWE) 3B: MENENDEZ,Javier(ESP)

SCOREKEEPERS:CARPIO Pablo (ESP), FATOUT Aude (FRA), SALVADOR,Elisabet (ESP)

TC:GARCIA Juan (ESP), ARRIETA Humberto (CUB).

Start: 12:00 Time: 2:35 Attendance: 300

Game notes:

Game: 31



EUROBASEBALL'07

Resumen Partido 32 - Game Summary 32



Ukraine (UKR) – Croatia (CRO)



Sep 13, 2007 at Viladecans (Viladecans)

		CROATIA 2																		
Player	AB	R	H	BI	2B	3B	HR	BB	SB	CS	HP	SH	SF	SO	IBB	KL	GDP	PO	A	E
POSPISHIL, J ss	5	1	1	0	0	0	0	1	0	0	0	0	0	1	0	1	0	4	3	0
KARIN, D 3b	5	0	2	0	0	0	0	0	0	0	0	1	0	0	0	0	0	1	2	0
BROZINIC, J 1b	5	1	1	1	0	0	0	1	0	0	0	0	0	2	0	1	1	16	0	0
RACIC, I lf	6	0	2	1	1	0	0	0	0	0	0	0	0	1	0	0	0	1	0	0
PEREIRA, E rf	6	0	2	0	0	0	0	0	0	1	0	0	0	1	0	0	0	1	0	0
NENADIC, B dh	5	0	1	0	0	0	0	0	0	0	0	0	0	2	0	1	1	0	0	0
ZDELAR, M pr	0	0	0	0	0	0	0	0	0	0	0	0	0	0	0	0	0	0	0	0
SPOLJARIC, N cf	4	0	1	0	0	0	0	1	0	0	0	0	0	2	0	1	0	2	0	0
AGLADIUS, R c	5	0	1	0	0	0	0	0	0	1	0	0	0	2	0	1	0	12	1	1
CURIC, M 2b	5	0	1	0	1	0	0	0	0	0	0	0	0	1	0	0	0	1	6	0
SUMMERS, J p	0	0	0	0	0	0	0	0	0	0	0	0	0	0	0	0	0	1	5	0
Totals.....	46	2	12	2	2	0	0	3	0	2	0	1	0	12	0	5	2	39	17	1

		UKRAINE 1																		
Player	AB	R	H	BI	2B	3B	HR	BB	SB	CS	HP	SH	SF	SO	IBB	KL	GDP	PO	A	E
AGAPOV, D ss	4	0	1	1	0	0	0	0	0	0	1	0	0	0	0	0	1	5	5	0
TYKHONETS, S 3b	5	0	0	0	0	0	0	0	0	0	0	0	0	3	0	0	0	0	2	0
PALAMARCHUK rf/cf	5	0	1	0	0	0	0	0	0	0	0	0	0	0	0	0	0	2	0	0
DEYKUN, R 1b	4	0	0	0	0	0	0	1	0	0	0	0	0	1	1	0	0	11	1	0
SHKATULA, O dh	5	0	0	0	0	0	0	0	0	0	0	0	0	2	0	1	0	0	0	0
SYVRYNCHUK cf	3	0	0	0	0	0	0	0	0	0	0	0	0	2	0	1	0	1	0	0
LITVINCHUK, I ph	1	0	0	0	0	0	0	0	0	0	0	0	0	0	0	0	0	0	0	0
KOROBKO, S rf	1	0	0	0	0	0	0	0	0	0	0	0	0	0	0	0	0	0	1	0
TKACHENKO, Y lf	2	0	0	0	0	0	0	0	0	0	0	0	0	1	0	0	0	0	0	0
SHVETS, Y ph/lf	3	0	0	0	0	0	0	0	0	0	0	0	0	0	0	0	0	2	0	0
HOLOVKO, S c	2	1	1	0	0	0	0	3	0	1	0	0	0	0	0	0	0	12	2	0
MAMONTOV, O 2b	3	0	0	0	0	0	0	0	0	0	0	0	0	2	0	1	0	4	4	0
TROFYMENKO, O ph	1	0	1	0	0	0	0	0	0	0	0	0	0	0	0	0	0	0	0	0
KIIACHENKO, M 2b	1	0	0	0	0	0	0	0	0	0	0	0	0	1	0	0	0	0	1	0
YATSUYUK, R p	0	0	0	0	0	0	0	0	0	0	0	0	0	0	0	0	0	1	1	0
Totals.....	40	1	4	1	0	0	0	4	0	1	1	0	0	12	1	3	1	39	16	0

CROATIA		IP	H	R	ER	BB	SO	WP	HB	BK	IBB	SH	SF	CI	2B	3B	HR	AB	BF	FO	GO	NP
SUMMERS, J	W,0-2	13.0	4	1	1	4	12	0	1	0	1	0	0	0	0	0	0	40	45	10	14	

UKRAINE		IP	H	R	ER	BB	SO	WP	HB	BK	IBB	SH	SF	CI	2B	3B	HR	AB	BF	FO	GO	NP
YATSUYUK, R	L,0-2	13.0	12	2	2	3	12	1	0	0	0	1	0	0	2	0	0	46	50	9	14	

Umpires - HP: MAKOUCHECHEV Serge (FRA), 1B: PRIBYL Frantisek (CZE), 2B: GARCIA Adolfo (ESP), 3B: MARIN Fernando (ESP)

Scorekeepers: MARTIN B. Jose J. (ESP), IZAGUIRRE Oscar (VEN), PAINI, Anna Maria (ITA).

TC: GUILLIZZONI, Giuseppe (ITA), VERA Jesus (ESP).

Start: 12:00 Time: 3:00 Attendance: 250
Game: 32



EUROBASEBALL'07

Resumen Partido 33 - Game Summary 33



Russia (RUS) – Austria (AUT)



Sep 13, 2007 at Sant Boi (Municipal)

		AUSTRIA 2																		
Player	AB	R	H	BI	2B	3B	HR	BB	SB	CS	HP	SH	SF	SO	IBB	KL	GDP	PO	A	E
KANTHAK, O cf	4	0	0	0	0	0	0	0	0	0	0	0	0	2	0	1	0	4	0	0
FERAK, P 2b	4	1	1	0	1	0	0	0	0	0	0	0	0	0	0	0	0	1	5	0
FRICK, J lf	1	0	0	0	0	0	0	0	0	0	1	0	0	1	0	0	0	0	0	0
SCHOLDAN, M lf	2	0	0	0	0	0	0	0	0	0	0	0	0	1	0	0	0	0	0	1
KLINC, G rf	4	0	1	1	0	0	0	0	0	0	0	0	0	1	0	0	0	0	0	0
CICHOCKI, C dh	2	1	0	0	0	0	0	1	0	0	0	0	0	1	0	0	0	0	0	0
LOFFLER, D dh	1	0	0	0	0	0	0	0	0	0	0	0	0	0	0	0	0	0	0	0
RAUCH, L ss	3	0	1	0	1	0	0	0	0	0	0	0	0	2	0	2	0	2	3	1
PODREKA, E ph/ss	1	0	0	0	0	0	0	0	0	0	0	0	0	0	0	0	0	0	0	0
KORBER, D lb	2	0	1	0	0	0	0	0	0	0	0	0	0	0	0	0	0	7	0	0
TOMSICH, C lb	1	0	0	0	0	0	0	0	0	0	0	0	0	0	0	0	0	3	0	0
RIGELE, L ph/lb	1	0	0	0	0	0	0	0	0	0	0	0	0	1	0	0	0	0	0	0
BERNACKI, C 3b	1	0	0	0	0	0	0	1	0	0	0	0	0	1	0	0	0	0	0	0
PLAGG, S 3b	1	0	0	0	0	0	0	0	0	0	0	0	0	0	0	0	0	0	0	0
GRUBER, A c	3	0	0	0	0	0	0	0	0	0	0	0	2	0	0	0	0	7	1	1
KOPPENST., M p	0	0	0	0	0	0	0	0	0	0	0	0	0	0	0	0	0	0	0	0
HARASSER, W p	0	0	0	0	0	0	0	0	0	0	0	0	0	0	0	0	0	0	4	0
KAINZ, H p	0	0	0	0	0	0	0	0	0	0	0	0	0	0	0	0	0	0	0	0
Totals.....	31	2	4	1	2	0	0	2	0	0	1	0	0	12	0	3	0	24	13	3

		RUSSIA 7																		
Player	AB	R	H	BI	2B	3B	HR	BB	SB	CS	HP	SH	SF	SO	IBB	KL	GDP	PO	A	E
NIZOV, A 2b	5	1	1	0	1	0	0	0	1	0	0	0	0	2	0	1	0	2	3	0
BOLOTIN, A rf	3	1	1	1	0	0	0	1	1	0	0	0	0	1	0	1	0	1	0	0
YUDAEV, M lb	3	2	1	0	0	0	0	1	1	0	0	0	0	0	0	0	0	6	0	1
FEDOROV, A lb	0	0	0	0	0	0	0	0	0	0	0	0	0	0	0	0	0	2	0	0
VASILIEV, V dh	4	3	3	2	1	0	0	0	2	0	0	0	0	0	0	0	0	0	0	0
ARTAMONOV, A 3b	4	0	1	1	0	0	0	0	0	0	0	0	0	0	0	0	0	0	0	0
MONAKHOV, N c	3	0	2	2	0	0	0	1	0	0	0	0	0	0	0	0	0	13	1	0
VASILIEV, A lf	2	0	0	0	0	0	0	2	0	0	0	0	0	1	0	1	0	1	0	0
BAKALETS, Y ss	4	0	0	0	0	0	0	0	0	0	0	0	0	1	0	0	0	0	3	0
TOROPOV, A cf	4	0	0	0	0	0	0	0	0	0	0	0	0	3	0	1	1	0	0	0
SISYUK, A p	0	0	0	0	0	0	0	0	0	0	0	0	0	0	0	0	0	2	1	1
AKISHEV, P p	0	0	0	0	0	0	0	0	0	0	0	0	0	0	0	0	0	0	0	0
SEREDENKO, D p	0	0	0	0	0	0	0	0	0	0	0	0	0	0	0	0	0	0	0	0
Totals.....	32	7	9	6	2	0	0	5	5	0	0	0	0	8	0	4	1	27	8	2

AUSTRIA	IP	H	R	ER	BB	SO	WP	HB	EK	IBB	SH	SF	CI	2B	3B	HR	AB	BF	FO	GO	NP
KOPPENST., M L,0-1	1.0	2	2	1	2	1	0	0	0	0	0	0	0	0	0	0	5	7	0	2	29
HARASSER, W	6.1	7	5	5	3	6	1	0	1	0	0	0	0	2	0	0	25	28	4	7	64
KAINZ, H	0.2	0	0	0	0	1	0	0	0	0	0	0	0	0	0	0	2	2	1	0	8

RUSSIA	IP	H	R	ER	BB	SO	WP	HB	EK	IBB	SH	SF	CI	2B	3B	HR	AB	BF	FO	GO	NP
SISYUK, A W,1-0	5.0	2	1	0	2	7	0	1	0	0	0	0	0	1	0	0	16	19	5	2	54
AKISHEV, P	3.0	2	1	1	0	4	0	0	0	0	0	0	0	1	0	0	12	12	1	4	39
SEREDENKO, D	1.0	0	0	0	0	1	0	0	0	0	0	0	0	0	0	0	3	3	0	2	10

Umpires - HP: JANKOVIC M.(SVK) 1B: KULHANEK D.(CZE) 2B: SAMCHEZ M.(ESP) 3B: JALSIC N.(CRO)

Scorekeepers: GOLS Joan.(ESP), SANTOS Susana.(ESP), SOJAT Erika.(ITA)


TC: BUNTA Frantisek (SVK), STROM Peter.(SWE).

Start: 16:00 Time: 2:19 Attendance: 100
 Game notes: KOPPENST., M faced 1 batter in the 2nd.
 Game: 33



EUROBASEBALL'07

Resumen Partido 34 - Game Summary 34



Sweden (SWE) –Great Britain (GBR)



Sep 14, 2007 at Viladecans (Viladecans)

GREAT BRITAIN 10 (1-0)																				
Player	AB	R	H	BI	2B	3B	HR	BB	SB	CS	HP	SH	SF	SO	IBB	KL	GDP	PO	A	E
ROBERTS, A 2b	5	1	2	0	0	0	0	0	0	1	0	1	0	1	0	1	0	1	4	0
McQUEARY-E A dh	5	2	1	0	0	0	0	1	0	0	0	0	0	1	0	0	0	0	0	0
UST, B ss	3	2	2	1	1	0	0	3	0	0	0	0	0	0	1	0	0	2	1	0
NICKEAS, M c	5	1	3	3	0	0	0	1	0	0	0	0	0	0	0	0	0	6	0	0
YOUNG, I 1b	6	1	4	3	1	0	0	0	0	0	0	0	0	0	0	0	0	7	1	0
PYCOCK, C 1b	0	0	0	0	0	0	0	0	0	0	0	0	0	0	0	0	0	1	0	0
RUTHERFORD J rf	4	0	2	0	0	0	0	0	0	1	0	2	0	1	0	0	0	3	0	0
MARCELINO, B lf	4	1	2	1	0	0	0	1	0	0	0	0	0	1	0	0	1	1	0	0
COLLINS, T 3b	4	1	1	0	0	0	0	1	0	0	0	0	0	0	0	0	0	1	1	0
HEATH, D cf	5	1	2	0	0	0	0	0	0	0	0	0	0	1	0	0	0	4	0	0
RENERY, M p	0	0	0	0	0	0	0	0	0	0	0	0	0	0	0	0	0	0	0	0
JEW, S p	0	0	0	0	0	0	0	0	0	0	0	0	0	0	0	0	0	0	0	0
FREEBORN, G p	0	0	0	0	0	0	0	0	0	0	0	0	0	0	0	0	0	1	1	0
SPRAGG, S p	0	0	0	0	0	0	0	0	0	0	0	0	0	0	0	0	0	0	1	0
Totals.....	41	10	19	8	2	0	0	7	0	2	0	3	0	5	1	1	1	27	9	0

SWEDEN 7 (0-1)																				
Player	AB	R	H	BI	2B	3B	HR	BB	SB	CS	HP	SH	SF	SO	IBB	KL	GDP	PO	A	E
SORGI, A 2b	4	1	0	0	0	0	0	1	0	0	0	0	0	1	0	0	0	2	3	0
PILEGARD, M c	5	2	3	0	1	0	0	0	0	0	0	0	0	0	0	0	0	7	2	0
DERMENDZIEV rf	4	0	0	1	0	0	0	0	0	0	0	0	0	0	0	0	0	0	0	0
JOHANSSON, C rf	0	0	0	0	0	0	0	0	0	0	0	0	0	0	0	0	0	0	0	0
GAJZLER, P ph/rf	1	0	0	0	0	0	0	0	0	0	0	0	0	1	0	1	0	0	0	0
REIMER, R ss	3	2	1	2	1	0	0	1	0	0	0	0	1	1	0	1	0	3	0	1
LINDBERG, D 1b	3	1	1	1	1	0	0	2	0	0	0	0	0	1	0	1	0	11	0	0
JOHANNESS., P cf	3	1	1	0	0	0	0	1	0	0	1	0	0	0	0	0	0	1	1	0
JOHANNESS., B dh	5	0	1	1	0	0	0	0	0	0	0	0	0	0	0	0	1	0	0	0
LEANDER, R lf	1	0	0	1	0	0	0	1	0	0	0	0	0	0	0	0	0	1	0	0
LINDGREN, P ph/lf	2	0	1	0	0	0	0	0	0	0	0	0	0	1	0	0	0	2	0	0
LJUNG, R 3b	2	0	1	1	0	0	0	1	0	0	0	1	0	1	0	0	0	0	4	1
STAEHELY, C p	0	0	0	0	0	0	0	0	0	0	0	0	0	0	0	0	0	0	2	0
HOGLUND, M p	0	0	0	0	0	0	0	0	0	0	0	0	0	0	0	0	0	0	2	0
TISELL, J p	0	0	0	0	0	0	0	0	0	0	0	0	0	0	0	0	0	0	0	0
Totals.....	33	7	9	7	3	0	0	7	0	0	1	1	1	6	0	3	1	27	14	2

GREAT BRITAIN		IP	H	R	ER	BB	SO	WP	HB	BK	IBB	SH	SF	CI	2B	3B	HR	AB	BF	FO	GO	NP
RENERY, M		0.2	0	4	4	4	0	1	0	0	0	0	0	0	0	0	0	2	6	0	2	26
JEW, S		1.1	6	2	2	1	0	0	0	0	0	0	0	0	2	0	0	9	10	1	2	38
FREEBORN, G		5.2	3	1	1	2	5	0	1	0	0	1	1	0	1	0	0	18	23	8	4	80
SPRAGG, S W,2-0		1.1	0	0	0	0	1	0	0	0	0	0	0	0	0	0	0	4	4	2	1	11

SWEDEN		IP	H	R	ER	BB	SO	WP	HB	BK	IBB	SH	SF	CI	2B	3B	HR	AB	BF	FO	GO	NP
STAEHELY, C		5.0	11	5	4	5	4	0	0	0	0	1	0	0	1	0	0	24	30	2	7	124
HOGLUND, M		1.2	3	2	2	0	1	0	0	0	0	2	0	0	1	0	0	6	8	2	2	24
TISELL, J L,0-1		2.1	5	3	2	2	0	0	0	0	1	0	0	0	0	0	0	11	13	2	3	40

Umpires - HP: LEONE Pierfranco (ITA), 1B: WALLACE Mike (USA), 2B: MENENDEZ Javier Menendez (ESP), 3B: V'D BERK, Edwin (NED)
SCOREKEEPERS: ESCRIBANO Iranzu (ESP), FERNANDEZ DE H.Blanca (ESP), GOLS Joan (ESP)
TC: BONILLA Angel (USA), GUILIZZONI Giuseppe (ITA)

Start: 11:00 Time: 2:07 Attendance: 100

Game notes:

STAEHELY, C faced 2 batters in the 6th.

Game: 34




EUROBASEBALL'07

Resumen Partido 35 - Game Summary 35



Netherlands (NED) – France (FRA)



Sep 14, 2007 at Barcelona (C. Perez de Rozas)

FRANCE 0 (0-1)																				
Player	AB	R	H	BI	2B	3B	HR	BB	SB	CS	HP	SH	SF	SO	IBB	KL	GDP	PO	A	E
HERVE, S ss	1	0	0	0	0	0	0	1	0	1	0	0	0	1	0	1	0	0	1	1
PIQUET, L ph/ss	1	0	0	0	0	0	0	0	0	0	0	0	0	0	0	0	0	0	0	0
HAGIWARA, K cf	3	0	0	0	0	0	0	0	0	0	0	0	0	1	0	0	0	0	0	0
MARCHE, B c	3	0	1	0	0	0	0	0	0	0	0	0	0	0	0	0	0	1	0	0
FESSY, G lf	2	0	2	0	0	0	0	0	0	0	0	0	0	0	0	0	0	2	0	1
ROUSSEAU, J lf	1	0	0	0	0	0	0	0	0	0	0	0	0	0	0	0	0	0	0	1
PEYRICHOU, F 2b	3	0	0	0	0	0	0	0	0	0	0	0	0	2	0	0	0	6	0	0
GAUTHIER, D 1b	2	0	0	0	0	0	0	0	0	0	0	0	0	1	0	1	1	4	0	2
LE GUILLOU, P ph	1	0	0	0	0	0	0	0	0	0	0	0	0	0	0	0	0	0	0	0
BOUTAGRA, J dh	3	0	1	0	0	0	0	0	0	0	0	0	0	0	0	0	0	0	0	0
MEURANT, D 3b	1	0	0	0	0	0	0	0	0	0	0	0	0	1	0	0	0	0	2	0
FERREIRA, V ph/3b	1	0	0	0	0	0	0	0	0	0	0	0	0	1	0	0	0	0	0	0
BERT, J rf	2	0	0	0	0	0	0	0	0	0	0	0	0	2	0	0	0	5	0	0
MASSE, E p	0	0	0	0	0	0	0	0	0	0	0	0	0	0	0	0	0	0	0	1
CROS, G p	0	0	0	0	0	0	0	0	0	0	0	0	0	0	0	0	0	0	0	0
OUIN, G p	0	0	0	0	0	0	0	0	0	0	0	0	0	0	0	0	0	0	0	0
CARLSON, P p	0	0	0	0	0	0	0	0	0	0	0	0	0	0	0	0	0	0	1	0
Totals.....	24	0	4	0	0	0	0	1	0	1	0	0	0	9	0	2	1	18	4	6

NETHERLANDS 18 (1-0)																				
Player	AB	R	H	BI	2B	3B	HR	BB	SB	CS	HP	SH	SF	SO	IBB	KL	GDP	PO	A	E
BERNADINA, R cf	2	3	1	0	0	0	0	2	1	0	0	0	0	0	0	0	0	1	0	0
HALMAN, G ph/cf	1	1	1	0	0	0	0	0	0	0	0	0	0	0	0	0	0	0	0	0
STATIA, H ss	5	4	3	0	1	0	0	0	0	0	0	0	0	0	0	0	0	1	4	0
DECASTER, Y 1b	4	4	4	4	0	0	0	1	0	0	0	0	0	0	1	0	0	6	2	0
JONG DE, S c	5	2	1	2	0	0	0	0	0	0	0	0	0	0	0	0	0	9	0	0
ADRIANA, S dh	4	2	3	3	1	0	1	1	0	0	0	0	0	0	0	0	0	0	0	0
LEGITO, R 3b	2	0	2	2	1	0	0	2	0	0	0	0	1	0	0	0	0	0	0	0
BALENTINA, R lf	4	1	2	3	1	0	0	0	0	0	0	0	1	0	0	0	0	2	0	0
ROMBLEY, D rf	5	0	1	1	0	0	0	0	0	0	0	0	0	0	0	0	0	0	0	0
DUURSMAN, M 2b	5	1	0	0	0	0	0	0	0	0	0	0	0	1	0	0	0	2	2	0
CORDEMANS, R p	0	0	0	0	0	0	0	0	0	0	0	0	0	0	0	0	0	0	1	0
STUIFBER., N p	0	0	0	0	0	0	0	0	0	0	0	0	0	0	0	0	0	0	0	1
Totals.....	37	18	18	15	4	0	1	6	1	0	0	0	2	1	1	0	0	21	9	1

FRANCE	IP	H	R	ER	BB	SO	WP	HB	BK	IBB	SH	SF	CI	2B	3B	HR	AB	BF	FO	GO	NP
MASSE, E L,0-1	3.0	5	4	4	3	1	1	0	0	0	0	0	0	0	0	1	14	17	5	3	62
CROS, G	1.0	4	8	3	3	0	1	0	0	1	0	1	0	1	0	0	9	13	2	1	31
OUIN, G	1.1	7	5	5	0	0	0	0	0	0	0	0	0	2	0	0	11	11	4	0	25
CARLSON, P	0.2	2	1	1	0	0	0	0	0	0	0	1	0	1	0	0	3	4	1	1	12

NETHERLANDS	IP	H	R	ER	BB	SO	WP	HB	BK	IBB	SH	SF	CI	2B	3B	HR	AB	BF	FO	GO	NP
CORDEMANS, R W,1-0	6.0	4	0	0	1	9	0	0	0	0	0	0	0	0	0	0	20	21	4	3	108
STUIFBER., N	1.0	0	0	0	0	0	0	0	0	0	0	0	0	0	0	0	4	4	2	1	8

Umpires - HP: BESZCZYNSKI Dana (AUT), 1B: PRIBYL Frantisek (CZE), 2B: JORGENSEN Henrik (SWE), 3B: FERNANDEZ Jair (MEX).

SCOREKEEPERS: DE LEON Andres (PAN), SANTOS Susana (ESP), CARPIO Pablo (ESP)

TC: HOFFMANN Roland (GER), FANARA Angelo (ITA)

Start: 11:00 Time: 2:13 Attendance: 1000

Game notes:

CROS, G faced 3 batters in the 5th.

Game: 35



EUROBASEBALL'07

Resumen Partido 36 - Game Summary 36



Germany (GER) - Spain (ESP)



Sep 14, 2007 at Barcelona (C. Perez de Rozas)

Player	SPAIN 11 (2-1)																			
	AB	R	H	BI	2B	3B	HR	BB	SB	CS	HP	SH	SF	SO	IBB	KL	GDP	PO	A	E
FIGUEROA, D cf	3	2	1	2	0	0	0	3	0	0	0	0	0	0	0	0	0	4	0	0
MARTINEZ, D lf	5	1	1	1	0	0	0	1	0	0	0	0	0	0	0	0	0	2	0	0
NAVARRO, D c	5	2	2	1	0	0	0	0	0	0	0	0	0	0	0	0	0	7	0	1
MORA, M ph/c	1	0	0	0	0	0	0	0	0	0	0	0	0	0	0	0	0	3	0	0
FREIRE, A 1b	4	1	2	1	0	0	0	0	1	0	1	0	0	0	0	0	0	5	2	0
CANO, F ph/1b	1	0	0	0	0	0	0	0	0	0	0	0	0	1	0	0	0	1	0	0
CRUZ, J dh	4	1	2	3	0	0	0	0	0	0	0	0	0	1	0	0	0	0	0	0
RIERA, J.L. dh	1	0	0	0	0	0	0	0	0	0	0	0	0	0	0	0	0	0	0	0
RODRIGUEZ, R ph	1	0	0	0	0	0	0	0	0	0	0	0	0	0	0	0	0	0	0	0
FREIRE, D 3b	4	1	2	2	1	0	0	0	0	0	0	0	0	0	0	0	0	0	1	2
CARRILLO, M 3b	2	0	0	0	0	0	0	0	0	0	0	0	0	0	0	0	0	0	0	0
GARCIA, J rf	2	2	0	0	0	0	0	2	0	0	1	0	0	1	0	1	0	1	0	0
PEREZ, N ss	3	1	2	1	0	0	0	1	0	0	1	0	0	0	0	0	0	3	2	0
SANCHEZ, D 2b	3	0	1	0	0	0	0	0	0	0	1	0	0	1	0	0	0	0	0	1
CARMONA, A pr/2b	1	0	0	0	0	0	0	0	0	0	0	0	0	1	0	0	0	0	1	0
HERNANDEZ, Y p	0	0	0	0	0	0	0	0	0	0	0	0	0	0	0	0	0	1	2	0
LEAL, R p	0	0	0	0	0	0	0	0	0	0	0	0	0	0	0	0	0	0	0	0
Totals.....	40	11	13	11	1	0	0	7	1	0	4	0	0	5	0	1	0	27	8	4

Player	GERMANY 3 (1-2)																			
	AB	R	H	BI	2B	3B	HR	BB	SB	CS	HP	SH	SF	SO	IBB	KL	GDP	PO	A	E
LUTZ, S cf	4	1	1	0	0	1	0	0	0	1	0	0	0	0	0	0	0	3	1	0
SPEER, J 2b	4	1	1	0	0	0	0	0	0	0	0	0	0	3	0	1	0	3	0	0
WULF, D 3b	3	0	0	1	0	0	0	1	1	0	0	0	0	1	0	0	0	2	3	0
GUHRING, S lf	4	1	1	0	0	0	0	0	1	0	0	0	0	1	0	0	0	2	0	1
GRONAUER, K c	3	0	1	0	0	0	0	1	0	0	0	0	0	0	0	0	0	6	0	0
FRANKE, M 1b	1	0	0	0	0	0	0	0	0	0	0	0	0	0	0	0	0	5	0	1
HEYMER, J ph/1b	3	0	0	0	0	0	0	0	0	0	0	0	0	1	0	1	0	3	1	0
GRUBER, R rf	3	0	0	0	0	0	0	0	0	0	0	0	0	1	0	0	0	1	0	0
GIENGER, M ph	1	0	0	1	0	0	0	0	0	0	0	0	0	0	0	0	0	0	0	0
HOPFENSPE.,K dh	4	0	0	0	0	0	0	0	0	0	0	0	0	3	0	1	0	0	0	0
JANZEN, A ss	3	0	1	0	0	0	0	0	0	0	0	0	0	0	0	0	0	1	4	0
MOLLER, M p	0	0	0	0	0	0	0	0	0	0	0	0	0	0	0	0	0	0	1	0
HEID, M p	0	0	0	0	0	0	0	0	0	0	0	0	0	0	0	0	0	0	0	0
HEILMANN, E p	0	0	0	0	0	0	0	0	0	0	0	0	0	0	0	0	0	1	0	0
HOFFSCHILD,P p	0	0	0	0	0	0	0	0	0	0	0	0	0	0	0	0	0	0	0	0
Totals.....	33	3	5	2	0	1	0	2	2	1	0	0	0	10	0	3	0	27	10	2

SPAIN		IP	H	R	ER	BB	SO	WP	HB	BK	IBB	SH	SF	CI	2B	3B	HR	AB	BF	FO	GO	NP
HERNANDEZ, Y W,1-0		5.2	3	2	1	2	6	0	0	0	0	0	0	0	0	1	0	21	23	6	4	98
LEAL, R S,1		3.1	2	1	1	0	4	1	0	0	0	0	0	0	0	0	0	12	12	3	3	48

GERMANY		IP	H	R	ER	BB	SO	WP	HB	BK	IBB	SH	SF	CI	2B	3B	HR	AB	BF	FO	GO	NP
MOLLER, M L,0-1		3.1	4	6	5	5	2	1	2	0	0	0	0	0	0	0	0	15	22	2	6	98
HEID, M		0.2	3	2	2	0	1	0	0	0	0	0	0	0	1	0	0	5	5	1	0	10
HEILMANN, E		3.1	4	3	3	2	0	0	2	0	0	0	0	0	0	0	0	13	17	6	3	57
HOFFSCHILD,P		1.2	2	0	0	0	2	0	0	0	0	0	0	0	0	0	0	7	7	1	2	29

Umpires - HP: VERBRUGGE Arnold (NED), 1B: SCRETI Marco (ITA), 2B: RODRIGUEZ Willy (PUR), 3B: MERCIER, Benoit (CAN)

SCOREKEEPERS: STEIJGER Linda (NED), VERBRUGGE Francis (NED), KRESOVA Ivana (ESP)

TC: MEURANT Jean Marie (FRA), BUNTA Frantisek (SVK).

Start: 19:00 Time: 2:42 Attendance: 1000

Game notes:

Game: 36




EUROBASEBALL'07

Resumen Partido 37 - Game Summary 37



Sweden (SWE) –France (FRA)



Sep 15, 2007 at Barcelona (C. Perez de Rozas)

FRANCE 10 (1-1)																				
Player	AB	R	H	BI	2B	3B	HR	BB	SB	CS	HP	SH	SF	SO	IBB	KL	GDP	PO	A	E
HERVE, S ss	2	2	2	4	0	1	0	1	1	0	0	0	1	0	0	0	0	0	1	0
PIQUET, L ph/ss	1	0	0	0	0	0	0	0	0	0	0	0	0	0	0	0	0	0	0	0
HAGIWARA, K cf	3	0	2	3	0	0	0	0	0	0	0	1	0	0	0	0	0	0	5	0
MARCHE, B c	4	0	0	0	0	0	0	0	0	0	0	0	0	0	0	0	0	4	0	0
FESSY, G lf	4	1	1	1	0	1	0	0	0	0	0	0	0	0	0	0	0	0	0	0
PEYRICHOU, F 2b	3	0	1	1	0	0	0	1	1	0	0	0	0	0	0	0	0	3	2	0
BOUTAGRA, J dh	4	1	1	0	1	0	0	0	0	0	0	0	0	0	0	0	0	0	0	0
MEURANT, D 3b	2	2	0	0	0	0	2	0	0	0	0	0	0	1	0	0	0	0	0	0
ROUSSEAU, J 1b	3	2	2	0	0	0	0	1	0	0	0	0	0	0	0	0	0	2	5	0
BERT, J rf	2	2	0	1	0	0	2	1	0	0	0	0	0	0	0	0	0	1	0	0
DUBAUT, N p	0	0	0	0	0	0	0	0	0	0	0	0	0	0	0	0	0	0	6	0
Totals.....	28	10	9	10	1	2	0	7	3	0	0	1	1	1	0	0	0	21	8	0

SWEDEN 0 (0-2)																				
Player	AB	R	H	BI	2B	3B	HR	BB	SB	CS	HP	SH	SF	SO	IBB	KL	GDP	PO	A	E
SORGI, A 2b	3	0	0	0	0	0	0	1	0	0	0	0	0	0	0	0	0	0	0	0
PILEGARD, M c/lb	3	0	0	0	0	0	0	0	0	0	0	0	0	0	0	0	0	3	1	0
DERMENDZIEV dh	3	0	0	0	0	0	0	0	0	0	0	0	0	0	0	0	0	0	0	0
REIMER, R ss	2	0	1	0	0	0	0	1	0	0	0	0	0	1	0	0	0	2	7	0
LINDBERG, D lf	2	0	1	0	0	0	0	0	0	0	0	0	0	1	0	1	0	1	0	0
LEANDER, R ph/lf	1	0	0	0	0	0	0	0	0	0	0	0	0	1	0	0	0	1	0	0
JOHANNES.,P cf	3	0	0	0	0	0	0	0	0	0	0	0	0	0	0	0	0	2	0	0
JOHANNES.,B 1b/c	3	0	0	0	0	0	0	0	0	0	0	0	0	0	0	0	0	10	0	0
BORJES, H rf	2	0	1	0	0	0	0	0	0	0	0	0	0	0	0	0	0	1	0	0
JOHANSSON, C pr/rf	0	0	0	0	0	0	0	0	0	0	0	0	0	0	0	0	0	0	0	0
GAJZLER, P ph	1	0	1	0	0	0	0	0	0	0	0	0	0	0	0	0	0	0	0	0
LJUNG, R 3b	3	0	1	0	0	0	0	0	0	0	0	0	0	1	0	1	0	0	3	0
STENIS, M p	0	0	0	0	0	0	0	0	0	0	0	0	0	0	0	0	0	1	0	0
SOUBIEA, N p	0	0	0	0	0	0	0	0	0	0	0	0	0	0	0	0	0	0	2	0
Totals.....	26	0	5	0	0	0	0	2	0	0	0	0	0	4	0	2	0	21	13	0

FRANCE	IP	H	R	ER	BB	SO	WP	HB	BK	IBB	SH	SF	CI	2B	3B	HR	AB	BF	FO	GO	NP
DUBAUT, N W,1-0	7.0	5	0	0	2	4	0	0	0	0	0	0	0	0	0	0	26	28	9	8	96

SWEDEN	IP	H	R	ER	BB	SO	WP	HB	BK	IBB	SH	SF	CI	2B	3B	HR	AB	BF	FO	GO	NP
STENIS, M L,0-1	2.1	7	8	8	5	0	2	0	0	0	1	0	0	1	2	0	13	19	2	5	70
SOUBIEA, N	4.2	2	2	2	2	1	0	0	0	0	0	1	0	0	0	0	15	18	5	8	67

Umpires - HP: SCRETI Marco (ITA) 1B: MENENDEZ Javier (ESP) 2B: VERBRUGGE Arnold (NED) 3B: BENOIT Mmercier (CAN)

SCOREKEEPERS: IZAGUIRRE Oscar (VEN), DE LEON Andres (PAN), KRESOVA Ivana (ESP).

TC: GARCIA Juan (ESP), FANARA Angelo (ITA).

Start: 11:00 Time: 2:00 Attendance: 200

Game notes:

Game: 37



EUROBASEBALL'07

Resumen Partido 38 - Game Summary 38



Great Britain (GBR) – Germany (GER)



Sep 15, 2007 at Viladecans (Viladecans)

GERMANY 7 (2-2)

Player	AB	R	H	BI	2B	3B	HR	BB	SB	CS	HP	SH	SF	SO	IBB	KL	GDP	PO	A	E
LUTZ, S cf	3	2	2	0	0	0	0	1	0	0	0	1	0	1	0	0	0	2	0	0
SPEER, J 2b/ss	5	1	1	1	0	0	0	0	0	0	0	0	0	0	0	0	0	3	1	0
WULF, D dh	4	1	2	1	0	0	0	0	0	0	0	1	0	0	0	0	0	0	0	0
GUHRING, S lf	4	0	1	2	1	0	0	0	0	0	1	0	0	0	0	0	0	1	0	0
GRONAUER, K c	3	0	1	1	0	0	0	0	0	0	1	0	1	0	0	0	0	6	1	0
FRANKE, M 3b	4	0	0	0	0	0	0	0	0	0	0	0	0	0	0	0	1	1	5	1
HOWARD, P 3b/2b	1	0	0	0	0	0	0	0	0	0	0	0	0	0	0	0	0	0	0	0
GRUBER, R rf	5	1	1	0	0	0	0	0	0	0	0	0	0	2	0	1	0	2	0	0
HEYMER, J lb	4	0	1	0	0	0	0	1	0	0	0	0	0	1	0	1	0	10	0	0
JANZEN, A ss/3b	3	2	1	1	0	0	0	0	0	0	1	1	0	0	0	0	0	2	5	0
HUGHES, A p	0	0	0	0	0	0	0	0	0	0	0	0	0	0	0	0	0	0	0	0
FRIES, D p	0	0	0	0	0	0	0	0	0	0	0	0	0	0	0	0	0	0	1	0
MARQUEZ, E p	0	0	0	0	0	0	0	0	0	0	0	0	0	0	0	0	0	0	1	0
Totals.....	36	7	10	6	1	0	0	2	0	0	3	3	1	4	0	2	1	27	14	1

GREAT BRITAIN 5 (3-1)

Player	AB	R	H	BI	2B	3B	HR	BB	SB	CS	HP	SH	SF	SO	IBB	KL	GDP	PO	A	E
ROBERTS, A 2b	5	1	2	1	1	0	0	0	0	0	0	0	0	0	0	0	0	3	4	1
McQUEARY-E A dh/p	5	0	1	1	0	0	0	0	0	0	0	0	0	0	0	0	0	0	0	0
UST, B ss	5	1	4	1	1	0	0	0	0	0	0	0	0	0	0	0	0	4	1	0
NICKEAS, M c	5	0	1	1	0	0	0	0	0	0	0	0	1	0	0	0	0	5	0	1
YOUNG, I lb	4	0	0	0	0	0	0	1	0	0	0	0	0	1	0	1	0	7	0	0
FREEBORN, G pr	0	0	0	0	0	0	0	0	0	0	0	0	0	0	0	0	0	0	0	0
RUTHERFORD J lf	4	0	0	0	0	0	0	0	0	0	0	0	0	2	0	2	0	2	0	0
EVANS, M ph	1	0	0	0	0	0	0	0	0	0	0	0	1	0	0	0	0	0	0	0
MALIHOUDIS A rf	4	1	1	0	0	0	0	0	0	0	0	0	0	0	0	0	0	0	0	0
FALLS, C 3b	2	0	1	0	1	0	0	0	0	0	0	0	0	0	0	0	0	1	1	1
COLLINS, T 3b	2	0	1	0	0	0	0	0	0	0	0	0	0	1	0	1	0	0	1	1
HEATH, D cf	3	2	3	1	0	0	0	0	0	0	0	1	0	0	0	0	0	5	0	0
SMITH, A p	0	0	0	0	0	0	0	0	0	0	0	0	0	0	0	0	0	0	2	0
SPRAGG, S p	0	0	0	0	0	0	0	0	0	0	0	0	0	0	0	0	0	0	2	0
Totals.....	40	5	14	5	3	0	0	1	0	0	0	1	0	6	0	4	0	27	11	4

GERMANY	IP	H	R	ER	BB	SO	WP	HB	BK	IBB	SH	SF	CI	2B	3B	HR	AB	BF	FO	GO	NP
HUGHES, A	4.0	10	4	4	0	2	0	0	0	0	0	0	0	2	0	0	22	22	6	3	73
FRIES, D	2.0	1	0	0	0	0	0	0	0	0	1	0	0	0	0	0	6	7	1	5	14
MARQUEZ, E W,2-0	3.0	3	1	1	1	4	0	0	0	0	0	0	0	1	0	0	12	13	1	4	44

GREAT BRITAIN	IP	H	R	ER	BB	SO	WP	HB	BK	IBB	SH	SF	CI	2B	3B	HR	AB	BF	FO	GO	NP
SMITH, A	6.0	7	5	2	0	2	0	1	0	0	2	1	0	1	0	0	24	28	9	7	88
SPRAGG, S L,2-1	1.2	0	2	2	1	2	0	2	0	0	1	0	0	0	0	0	5	9	0	2	31
McQUEARY-E A	1.1	3	0	0	1	0	0	0	0	0	0	0	0	0	0	0	7	8	3	1	18

Umpires - HP: WALLACE Mike(USA), 1B: BESZCZYNSKI Dana(AUT), 2B: VAN DEN BERK Edwin.(NED), 3B: JORGENSEN, Henrik.(SWE).

SCOREKEEPERS: BENSENY Jose J(ESP),GOLS,Joan (ESP),SALVADOR,Elisabet(ESP).

TC: BONILLA Angel (USA), ARRIETA Humberto.

Start: 11:00 Time: 2:37 Attendance: 200

Game notes:

SMITH, A faced 2 batters in the 7th.

Game: 38



EUROBASEBALL'07

Resumen Partido 39 - Game Summary 39



Spain (ESP) – Netherlands (NED)



Sep 15, 2007 at Viladecans (Viladecans)

NETHERLANDS 10 (4-0)

Player	AB	R	H	BI	2B	3B	HR	BB	SB	CS	HP	SH	SF	SO	IBB	KL	GDP	PO	A	E	
BERNADINA, R cf	1	1	1	0	0	0	0	3	0	0	0	0	0	0	0	0	0	1	0	0	
KLOOSTER, D rf	3	0	2	3	0	0	0	0	0	0	0	0	0	0	0	0	0	0	1	1	0
STATIA, H ss	5	1	1	0	0	0	0	2	0	0	0	0	0	1	0	0	1	4	3	1	
DECASTER, Y 1b/2b	4	0	0	1	0	0	0	2	0	0	0	0	0	1	0	1	0	2	1	1	
JONG DE, S c	5	0	2	1	0	0	0	1	0	0	0	0	0	1	0	0	0	17	1	0	
ADRIANA, S dh	2	2	0	0	0	0	0	4	1	0	0	0	0	1	0	1	0	0	0	0	
LEGITO, R 3b	5	1	1	2	1	0	0	0	0	0	0	1	0	1	0	0	0	1	1	1	
BALENTINA, R lf	3	0	0	0	0	0	0	0	1	0	0	0	0	0	0	0	0	1	0	0	
MONTE, P ph/lf	2	1	0	0	0	0	0	1	0	0	0	0	0	2	1	0	0	0	0	0	
ROMBLEY, D rf/cf	5	2	2	2	0	0	0	1	0	0	0	0	0	0	0	0	0	1	0	0	
DUURSMAN, M 2b	3	0	0	0	0	0	0	0	0	0	0	0	0	1	0	0	0	2	1	0	
HALMAN, G ph	0	1	0	0	0	0	0	1	0	0	0	0	0	0	0	0	0	0	0	0	
ROOI, V 1b	2	1	0	0	0	0	0	0	0	0	0	0	0	1	0	1	0	3	0	1	
MARTIS, S p	0	0	0	0	0	0	0	0	0	0	0	0	0	0	0	0	0	0	0	0	
BERGMAN, D p	0	0	0	0	0	0	0	0	0	0	0	0	0	0	0	0	0	0	0	0	
MARKWELL, D p	0	0	0	0	0	0	0	0	0	0	0	0	0	0	0	0	0	0	1	1	
KAMPEN V, M p	0	0	0	0	0	0	0	0	0	0	0	0	0	0	0	0	0	0	0	0	
BOYD, L p	0	0	0	0	0	0	0	0	0	0	0	0	0	0	0	0	0	0	0	0	
Totals.....	40	10	9	9	1	0	0	15	2	0	0	1	0	9	1	3	1	33	9	5	

SPAIN 8 (2-2)

Player	AB	R	H	BI	2B	3B	HR	BB	SB	CS	HP	SH	SF	SO	IBB	KL	GDP	PO	A	E
FIGUEROA, D cf	3	2	0	0	0	0	0	3	0	1	0	0	0	1	0	1	0	2	0	0
MARTINEZ, D lf	5	2	2	0	0	0	0	1	0	0	0	0	0	1	0	0	0	3	0	0
NAVARRO, D c	4	2	2	2	1	0	0	2	0	0	0	0	0	0	2	0	0	9	0	0
FREIRE, A 1b	5	1	1	0	0	0	0	1	0	0	0	0	0	2	0	1	1	9	0	0
CRUZ, J dh	6	0	1	0	0	0	0	0	0	0	0	0	0	1	0	0	0	0	0	0
FREIRE, D 3b	6	1	3	2	0	0	0	0	0	0	0	0	0	1	0	1	0	1	2	0
GARCIA, J rf	4	0	0	1	0	0	0	1	0	0	0	1	0	2	0	2	0	2	0	0
PEREZ, N ss	4	0	0	1	0	0	0	0	0	0	0	1	0	4	0	1	0	2	6	0
SANCHEZ, D 2b	3	0	0	0	0	0	0	0	0	0	0	0	0	3	0	0	0	4	1	0
RIERA, J.L. ph	1	0	1	0	0	0	0	0	0	0	0	0	0	0	0	0	0	0	0	0
CARMONA, A 2b	1	0	0	0	0	0	0	0	0	0	0	0	0	1	0	0	0	1	0	1
OLIVERA, M p	0	0	0	0	0	0	0	0	0	0	0	0	0	0	0	0	0	0	1	0
CRUZ, R p	0	0	0	0	0	0	0	0	0	0	0	0	0	0	0	0	0	0	0	0
GUTIERREZ, F p	0	0	0	0	0	0	0	0	0	0	0	0	0	0	0	0	0	0	1	0
CIVIT, J p	0	0	0	0	0	0	0	0	0	0	0	0	0	0	0	0	0	0	0	0
RIZO, M p	0	0	0	0	0	0	0	0	0	0	0	0	0	0	0	0	0	0	0	0
Totals.....	42	8	10	6	1	0	0	8	0	1	0	2	0	16	2	6	1	33	11	1



EUROBASEBALL'07

NETHERLANDS	IP	H	R	ER	BB	SO	WP	HB	BK	IBB	SH	SF	CI	2B	3B	HR	AB	BF	FO	GO	NP
MARTIS, S	5.0	4	3	1	3	7	0	0	0	0	1	0	0	1	0	0	17	21	6	1	94
BERGMAN, D	1.0	0	2	0	2	2	0	0	0	0	1	0	0	0	0	0	4	7	0	1	34
MARKWELL, D	1.1	2	0	0	1	1	0	0	0	1	0	0	0	0	0	0	5	6	0	2	24
KAMPEN V, M	1.0	1	0	0	1	1	0	0	0	1	0	0	0	0	0	0	4	5	0	1	24
BOYD, L W,2-0	2.2	3	3	0	1	5	0	0	0	0	0	0	0	0	0	0	12	13	1	2	60

SPAIN	IP	H	R	ER	BB	SO	WP	HB	BK	IBB	SH	SF	CI	2B	3B	HR	AB	BF	FO	GO	NP
OLIVERA, M	5.0	4	2	2	6	2	1	0	0	0	0	0	0	0	0	0	17	23	4	7	88
CRUZ, R	2.2	1	3	3	4	5	0	0	0	0	0	0	0	0	0	0	9	13	2	1	59
GUTIERREZ, F L,0-1	3.0	1	1	1	4	2	0	0	0	0	1	0	0	0	0	0	9	14	5	2	69
CIVIT, J	0.0	3	4	2	1	0	2	0	0	1	0	0	0	1	0	0	4	5	0	0	20
RIZO, M	0.1	0	0	0	0	0	0	0	0	0	0	0	0	0	0	0	1	1	0	1	1

Umpires - HP: FERNANDEZ,Jair (MEX), 1B: RODRIGUEZ,Willy (PUR), 2B: LEONE,Pierfranco (ITA), 3B: PRIBYL,Frantisek (CZE).

SCOREKEEPERS: SOJAT Erika (ITA), FATOUT Aude (FRA), GUTIERREZ, Rocio (ESP).

TC: HOFFMANN Roland (GER), STROM,Peter (SWE).

Start: 19:00 Time: 4:43 Attendance: 2000

Game notes:

OLIVERA, M faced 2 batters in the 6th.

MARTIS, S faced 3 batters in the 6th.

BERGMAN, D faced 1 batter in the 7th.

Game: 39




EUROBASEBALL'07

Resumen Partido 40 - Game Summary 40



Germany (GER) – France (FRA)



Sep 16, 2007 at Viladecans (Viladecans)

Player	FRANCE 1 (1-4)																			
	AB	R	H	BI	2B	3B	HR	BB	SB	CS	HP	SH	SF	SO	IBB	KL	GDP	PO	A	E
HERVE, S ss	4	0	2	0	1	0	0	0	1	1	0	0	0	0	0	0	0	1	4	0
HAGIWARA, K cf	3	1	0	0	0	0	0	1	0	0	0	0	0	3	0	1	0	2	0	0
MARCHE, B c	4	0	1	0	0	0	0	0	0	0	0	0	0	0	0	0	0	7	2	1
FESSY, G lf	3	0	0	0	0	0	0	1	0	0	0	0	0	1	0	0	0	2	0	0
PEYRICHOU, F 2b	3	0	2	1	1	0	0	1	0	1	0	0	0	0	0	0	0	3	1	0
BOUTAGRA, J dh	4	0	0	0	0	0	0	0	0	0	0	0	0	0	0	0	0	0	0	0
MEURANT, D 3b	3	0	0	0	0	0	0	0	0	0	0	0	0	0	0	0	0	0	3	0
ROUSSEAU, J 1b	2	0	0	0	0	0	0	0	0	0	0	0	0	2	0	0	0	7	0	0
GAUTHIER, D ph/lb	0	0	0	0	0	0	0	1	0	0	0	0	0	0	0	0	0	0	0	0
BERT, J rf	3	0	0	0	0	0	0	0	0	0	0	0	1	0	1	0	0	2	0	1
PIQUET, A p	0	0	0	0	0	0	0	0	0	0	0	0	0	0	0	0	0	0	0	0
LEBLANC, M p	0	0	0	0	0	0	0	0	0	0	0	0	0	0	0	0	0	0	0	0
LEMESTRE, P p	0	0	0	0	0	0	0	0	0	0	0	0	0	0	0	0	0	0	0	0
Totals.....	29	1	5	1	2	0	0	4	1	2	0	0	0	7	0	2	0	24	10	2

Player	GERMANY 7 (3-2)																			
	AB	R	H	BI	2B	3B	HR	BB	SB	CS	HP	SH	SF	SO	IBB	KL	GDP	PO	A	E
LUTZ, S cf	4	1	3	1	0	0	0	1	2	0	0	0	0	1	0	0	0	0	0	0
SPEER, J ss	1	2	0	0	0	0	0	2	1	0	0	1	0	0	0	0	0	2	5	0
HOPFENSPE.,K ph	1	0	0	0	0	0	0	0	0	0	0	0	0	0	0	0	0	0	0	0
DEWALD, M pr	0	0	0	0	0	0	0	0	0	0	0	0	0	0	0	0	0	0	0	0
FRANKE, M 3b	0	0	0	0	0	0	0	0	0	0	0	0	0	0	0	0	0	0	0	0
WULF, D dh	3	2	2	1	0	0	0	1	0	0	0	0	0	0	0	0	0	0	0	0
LAUTERBACH A dh	1	0	0	0	0	0	0	0	0	0	0	0	0	0	0	0	0	0	0	0
GUHRING, S lf	4	0	1	2	0	0	0	0	0	1	0	0	0	1	0	0	0	1	1	0
GIENGER, M ph/c	1	0	0	0	0	0	0	0	0	0	0	0	0	0	0	0	0	0	0	0
GRONAUER, K c/rf	3	0	0	0	0	0	0	1	0	0	0	0	0	1	0	0	0	7	1	0
GRUBER, R rf/lf	3	1	1	0	0	0	0	1	0	0	0	0	0	0	0	0	0	1	0	0
HEYMER, J 1b	3	1	1	0	0	0	0	0	0	1	0	0	1	0	0	0	0	12	1	0
JANZEN, A 3b/ss	3	0	2	0	0	0	0	0	0	1	0	0	0	0	0	0	0	2	6	0
HOWARD, P 2b	4	0	0	0	0	0	0	0	0	0	0	0	0	3	0	1	0	1	0	0
HENKENJOH.,T p	0	0	0	0	0	0	0	0	0	0	0	0	0	0	0	0	0	0	2	0
GESSMANN, R p	0	0	0	0	0	0	0	0	0	0	0	0	0	0	0	0	0	1	1	0
Totals.....	31	7	10	4	0	0	0	6	3	1	2	1	0	7	0	1	0	27	17	0

FRANCE	IP	H	R	ER	BB	SO	WP	HB	BK	IBB	SH	SF	CI	2B	3B	HR	AB	BF	FO	GO	NP
PIQUET, A L,0-2	4.1	4	4	4	4	3	0	1	0	0	1	0	0	0	0	0	14	20	4	4	76
LEBLANC, M	0.2	2	3	3	1	0	1	1	0	0	0	0	0	0	0	0	4	6	0	2	22
LEMESTRE, P	3.0	4	0	0	1	4	0	0	0	0	0	0	0	0	0	0	13	14	4	1	56

GERMANY	IP	H	R	ER	BB	SO	WP	HB	BK	IBB	SH	SF	CI	2B	3B	HR	AB	BF	FO	GO	NP
HENKENJOH.,T W,1-0	7.0	3	0	0	1	7	0	0	0	0	0	0	0	1	0	0	21	22	2	9	81
GESSMANN, R	2.0	2	1	1	3	0	0	0	0	0	0	0	0	1	0	0	8	11	2	4	35

Umpires - HP: BERK Edwin van den (NED), 1B: JORGENSEN Henrik (SWE), 2B: MENENDEZ Javier (ESP), 3B: LEONE Pierfranco (ITA).

SCOREKEEPERS: DE LEON Andres (PAN), FERNANDEZ de H. Blanca (ESP), KRESOVA Ivana (ESP).

TC: FANARA Angelo (ITA), STROM Peter (SWE).

Start: 11:00 Time: 2:31 Attendance: 100

Game notes:

LEBLANC, M faced 3 batters in the 6th.

Game: 40



EUROBASEBALL'07

Resumen Partido 41 - Game Summary 41



Netherlands (NED) – Great Britain (GBR)



Sep 16, 2007 at Barcelona (C.Perez de Rozas)

GREAT BRITAIN 1 (3-2)																					
Player	AB	R	H	BI	2B	3B	HR	BB	SB	CS	HP	SH	SF	SO	IBB	KL	GDP	PO	A	E	
ROBERTS, A 2b	4	1	1	0	0	0	0	0	0	0	0	0	0	0	0	0	0	1	1	1	
McQUEARY-E A 1b	3	0	1	0	0	0	0	1	0	0	0	0	0	2	0	1	0	10	1	0	
UST, B ss	4	0	2	0	1	0	0	0	0	0	0	0	0	1	0	1	1	3	2	0	
NICKEAS, M c	3	0	0	0	0	0	0	1	0	0	0	0	0	0	0	0	0	2	0	0	
YOUNG, I dh	3	0	0	0	0	0	0	0	0	0	1	0	0	0	0	0	0	0	0	0	
HEATH, D cf	4	0	0	0	0	0	0	0	0	0	0	0	0	0	0	0	0	7	0	0	
MARCELINO, B lf	2	0	0	0	0	0	0	0	0	0	0	0	0	2	0	1	0	0	0	0	
RUTHERFORD J ph/lf	1	0	0	0	0	0	0	0	0	0	0	0	0	1	0	0	0	0	0	0	
COLLINS, T 3b	2	0	0	0	0	0	0	0	0	0	0	0	0	1	0	0	0	0	5	0	
BROWN, S ph/3b	1	0	0	0	0	0	0	0	0	0	0	0	0	1	0	1	0	0	1	0	
MALIHOUDIS A rf	3	0	0	0	0	0	0	0	0	0	0	0	0	0	0	0	0	1	0	0	
ESSERY, B p	0	0	0	0	0	0	0	0	0	0	0	0	0	0	0	0	0	0	1	0	
FREEBORN, G p	0	0	0	0	0	0	0	0	0	0	0	0	0	0	0	0	0	0	0	0	
SPRAGG, S p	0	0	0	0	0	0	0	0	0	0	0	0	0	0	0	0	0	0	1	0	
Totals.....	30	1	4	0	1	0	0	2	0	0	1	0	0	8	0	4	1	24	12	1	

NETHERLANDS 6 (5-0)																					
Player	AB	R	H	BI	2B	3B	HR	BB	SB	CS	HP	SH	SF	SO	IBB	KL	GDP	PO	A	E	
BERNADINA, R cf	4	3	2	2	1	0	1	0	1	0	0	0	0	0	0	0	0	2	0	0	
STATIA, H ss	4	0	3	2	0	0	0	0	0	0	0	0	0	0	0	0	0	0	2	0	
DECASTER, Y 1b	4	0	0	0	0	0	0	0	0	0	0	0	0	0	0	0	0	8	0	0	
JONG DE, S c	4	0	0	0	0	0	0	0	0	0	0	0	0	0	0	0	0	8	1	0	
ADRIANA, S dh	3	1	1	0	0	0	0	1	0	0	0	0	0	0	0	0	0	0	0	0	
LEGITO, R 3b	4	0	0	0	0	0	0	0	0	0	0	0	0	0	0	0	1	0	4	0	
KLOOSTER, D rf	3	1	1	0	0	0	0	0	0	0	0	0	0	1	0	0	0	4	0	1	
BALENTINA, R lf	2	1	1	1	1	0	0	0	0	0	0	0	1	0	0	0	0	3	0	0	
DUURSMAN, M 2b	3	0	1	1	0	0	0	0	0	0	0	0	0	0	0	0	0	2	2	0	
BERGMAN, D p	0	0	0	0	0	0	0	0	0	0	0	0	0	0	0	0	0	0	0	0	
MARKWELL, D p	0	0	0	0	0	0	0	0	0	0	0	0	0	0	0	0	0	0	0	0	
KAMPEN V, M p	0	0	0	0	0	0	0	0	0	0	0	0	0	0	0	0	0	0	0	0	
Totals.....	31	6	9	6	2	0	1	1	1	0	0	0	1	1	0	0	1	27	9	1	

GREAT BRITAIN		IP	H	R	ER	BB	SO	WP	HB	BK	IBB	SH	SF	CI	2B	3B	HR	AB	BF	FO	GO	NP
ESSERY, B L,0-1		6.1	8	6	3	1	1	0	0	1	0	0	1	0	2	0	1	25	27	8	8	84
FREEBORN, G		0.1	1	0	0	0	0	0	0	0	0	0	0	0	0	0	0	2	2	0	1	8
SPRAGG, S		1.1	0	0	0	0	0	0	0	0	0	0	0	0	0	0	0	4	4	2	2	18

NETHERLANDS		IP	H	R	ER	BB	SO	WP	HB	BK	IBB	SH	SF	CI	2B	3B	HR	AB	BF	FO	GO	NP
BERGMAN, D W,2-0		7.0	1	0	0	2	6	0	0	0	0	0	0	0	1	0	0	21	23	9	5	86
MARKWELL, D		1.1	2	1	0	0	2	0	0	0	0	0	0	0	0	0	0	6	6	1	1	23
KAMPEN V, M		0.2	1	0	0	0	0	0	1	0	0	0	0	0	0	0	0	3	4	1	1	5

Umpires - HP: RODRIGUEZ Willy(PUR), 1B: FERNANDEZ Jair (MEX), 2B: WALLACE, Mike (USA), 3B: BESZCZYNSKI, Dana.(AUT).
SCOREKEEPERS: IZAGUIRRE Oscar (VEN), ESCRIBANO Iranzu (ESP), SALVADOR Elisabet (ESP).
TC: GARCIA, Juan (ESP) ; ARRIETA, Humberto (CUB)


Start: 11:00 Time: 2:05 Attendance: 500

Game notes:
 Game: 41



EUROBASEBALL'07

Resumen Partido 42 - Game Summary 42



Sweden (SWE) - Spain (ESP)



Sep 16, 2007 at Barcelona (C.Perez De Rozas)

SPAIN 8 (3-2)																				
Player	AB	R	H	BI	2B	3B	HR	BB	SB	CS	HP	SH	SF	SO	IBB	KL	GDP	PO	A	E
FIGUEROA, D cf	4	1	1	1	0	0	0	0	1	0	0	1	0	0	0	0	0	7	0	0
MARTINEZ, D lf	4	1	3	3	0	0	0	1	0	0	0	0	0	0	0	0	0	1	0	0
RODRIGUEZ, R dh	5	0	1	1	0	0	0	0	0	0	0	0	0	0	0	0	1	0	0	0
RIERA, J.L. 1b	2	1	1	1	1	0	0	1	0	0	0	0	1	0	0	0	0	10	2	0
BALBOA, J ph	1	0	0	0	0	0	0	0	0	0	0	0	0	1	0	1	0	0	0	0
CRUZ, J rf	0	0	0	0	0	0	0	0	0	0	0	0	0	0	0	0	0	0	0	0
CARRILLO, M 3b	4	0	2	0	2	0	0	1	0	0	0	0	1	0	0	0	0	1	3	0
GARCIA, J rf	4	1	1	0	0	0	0	0	2	1	0	0	0	1	0	1	0	0	0	0
CANO, F ph/lb	1	0	0	0	0	0	0	0	0	0	0	0	0	0	0	0	0	1	0	0
PEREZ, N ss	4	1	0	0	0	0	0	0	0	0	0	1	0	1	0	0	0	0	3	1
MORA, M c	3	1	1	1	0	0	0	1	0	0	0	0	0	0	0	0	0	5	0	0
SANCHEZ, D 2b	3	2	2	0	0	0	0	1	0	0	0	0	0	0	0	0	0	0	4	0
GONZALEZ, E p	0	0	0	0	0	0	0	0	0	0	0	0	0	0	0	0	0	1	0	0
LEAL, R p	0	0	0	0	0	0	0	0	0	0	0	0	0	0	0	0	0	1	0	0
Totals.....	35	8	12	7	3	0	0	5	3	1	0	2	1	4	0	2	1	27	12	1

SWEDEN 5 (0-5)																				
Player	AB	R	H	BI	2B	3B	HR	BB	SB	CS	HP	SH	SF	SO	IBB	KL	GDP	PO	A	E
SORGI, A 2b	5	0	2	0	0	0	0	0	0	0	0	0	0	0	0	0	0	3	5	1
PILEGARD, M c	4	2	2	1	1	0	0	0	0	0	0	1	0	0	0	0	0	5	1	0
REIMER, R ss	4	0	0	0	0	0	0	1	0	0	0	0	0	1	0	0	1	0	5	0
LINDBERG, D lf	5	1	2	3	0	0	1	0	0	0	0	0	0	1	0	0	0	0	0	0
JOHANNES.,P cf/3b	4	0	1	0	0	0	0	0	0	0	0	0	0	0	0	0	0	2	0	0
JOHANNES.,B 1b	3	1	0	0	0	0	0	1	0	0	0	0	0	1	0	0	0	14	0	0
DERMENDZIEV dh	3	0	1	0	0	0	0	1	0	0	0	0	0	0	0	0	0	0	0	0
GAJZLER, P rf	4	1	2	1	0	0	0	0	0	0	0	0	0	0	0	0	0	2	0	0
LJUNG, R 3b	2	0	0	0	0	0	0	0	0	0	0	1	0	1	0	0	0	1	3	0
LEANDER, R ph	1	0	0	0	0	0	0	0	0	0	0	0	0	1	0	0	0	0	0	0
FARTH, D cf	0	0	0	0	0	0	0	0	0	0	0	0	0	0	0	0	0	0	0	0
MELIN, N p	0	0	0	0	0	0	0	0	0	0	0	0	0	0	0	0	0	0	2	0
TISELL, J p	0	0	0	0	0	0	0	0	0	0	0	0	0	0	0	0	0	0	0	0
STAEHEL, C p	0	0	0	0	0	0	0	0	0	0	0	0	0	0	0	0	0	0	0	0
Totals.....	35	5	10	5	1	0	1	3	0	0	0	2	0	5	0	0	1	27	16	1

SPAIN		IP	H	R	ER	BB	SO	WP	HB	BK	IBB	SH	SF	CI	2B	3B	HR	AB	BF	FO	GO	NP
GONZALEZ, E W,2-0		5.1	7	4	2	1	3	0	0	0	0	2	0	0	1	0	1	22	25	7	6	84
LEAL, R S,2		3.2	3	1	1	2	2	1	0	0	0	0	0	0	0	0	0	13	15	1	7	65

SWEDEN		IP	H	R	ER	BB	SO	WP	HB	BK	IBB	SH	SF	CI	2B	3B	HR	AB	BF	FO	GO	NP
MELIN, N L,0-1		5.2	8	7	6	5	1	2	0	0	0	2	1	0	1	0	0	21	29	3	11	98
TISELL, J		2.0	3	1	1	0	1	0	0	0	0	0	0	0	1	0	0	9	9	2	3	33
STAEHEL, C		1.1	1	0	0	0	2	0	0	0	0	0	0	0	1	0	0	5	5	0	2	21

Umpires - HP: MERCIER Benoit(CAN) 1B: VERBRUGGE Arnold (NED) 2B: PRIBYL Frantisek (CZE) 3B: SCRETI, M (ITA)

SCOREKEEPERS: STEIJGER Linda (NED), VERBRUGGE Francis (NED), GUTIERREZ Rocio (ESP)

TC: GUILIZZONI Giuseppe (ITA), BUNTA Frantisek (SVK)

Start: 17:00 Time: 2:41 Attendance: 1200

Game notes:
Game: 42



EUROBASEBALL'07

Estadísticas Serie Final – Final Round Team Stats



Overall Statistics (as of Sep 16, 2007) (All games - Series C Sorted by Batting avg)

Record: 1-4 Home: 0-1 Away: 1-3 Barcelona 07: 1-4

Player	AVG	GP-GS	AB	R	H	2B	3B	HR	RBI	TB	SLG%	BB	HBP	SO	GDP	OB%	SF	SH	SB-ATT	PO	A	E	FLD%
2 HERVE, SEBASTIEN.	.375	5-5	16	3	6	2	1	0	5	10	.625	3	0	1	0	.450	1	0	4-6	5	11	1	.941
25 ROUSSEAU, JEROME.	.300	4-3	10	3	3	0	0	1	1	6	.600	1	0	3	0	.364	0	0	0-0	16	5	1	.955
16 PEYRICHOU, FLORIA	.235	5-5	17	1	4	1	0	1	3	8	.471	2	0	4	0	.316	0	0	1-2	15	11	2	.929
5 HAGIWARA, KENJI..	.214	5-5	14	1	3	0	0	0	3	3	.214	1	1	4	0	.313	0	3	0-0	12	0	0	1.000
13 MARCHE, BORIS....	.211	5-5	19	0	4	0	0	0	1	4	.211	0	0	1	0	.211	0	0	0-0	30	3	2	.943
26 BOUTAGRA, JAMEL..	.176	5-5	17	2	3	1	0	0	0	4	.235	0	2	3	0	.263	0	0	0-0	2	0	0	1.000
24 FESSY, GASPARD...	.176	5-5	17	1	3	0	1	0	1	5	.294	1	0	5	0	.222	0	0	0-0	9	0	1	.900
23 MEURANT, DAVID...	.083	5-5	12	2	1	1	0	0	0	2	.167	3	0	4	0	.267	0	0	0-0	1	8	1	.900
9 BERT, JORIS.....	.077	5-5	13	2	1	0	0	0	1	1	.077	4	0	6	0	.294	0	0	1-1	13	0	1	.929
14 GAUTHIER, DAVID..	.000	3-2	5	0	0	0	0	0	0	0	.000	2	0	1	1	.286	0	0	0-0	4	0	2	.667
15 PIQUET, LUC.....	.000	4-0	3	1	0	0	0	0	0	0	.000	0	0	0	0	.000	0	0	0-0	0	0	0	.000
30 LE GUILLOU, PIERR	.000	1-0	1	0	0	0	0	0	0	0	.000	0	0	0	0	.000	0	0	0-0	0	0	0	.000
22 FERREIRA, VINCENT	.000	1-0	1	0	0	0	0	0	0	0	.000	0	0	1	0	.000	0	0	0-0	0	0	0	.000
Totals.....	.193	5-5	145	16	28	5	2	2	15	43	.297	17	3	33	1	.289	1	3	6-9	114	42	12	.929
Opponents.....	.303	5-5	155	35	47	7	1	1	27	59	.381	22	5	23	1	.396	5	2	4-5	123	61	4	.979

LOB - Team (30), Opp (40). DPs turned - Team (3), Opp (1). IBB - Team (0), Opp (2).

(All games - Series C Sorted by Earned run avg)

Player	ERA	W-L	APP	GS	CG	SHO/CBO	SV	IP	H	R	ER	BB	SO	2B	3B	HR	AB	B/Avg	WP	HBP	BK	SFA	SHA
19 DUBAUT, NICOLAS..	0.00	1-0	1	1	1	1/0	0	7.0	5	0	0	2	4	0	0	0	26	.192	0	0	0	0	0
28 LEMESTRE, PIERRIC	0.00	0-0	2	0	0	0/0	0	5.0	5	0	0	2	6	0	0	0	20	.250	0	1	0	0	0
11 BRELLE A., MATTHI	0.00	0-0	1	0	0	0/0	0	1.0	0	1	0	1	0	0	0	0	3	.000	0	0	0	1	0
6 PIQUET, ANTHONY..	4.76	0-2	2	2	0	0/0	0	11.1	10	8	6	6	10	2	0	0	40	.250	0	3	0	1	1
10 MEURANT, SAMUEL..	6.43	0-1	1	1	0	0/0	0	7.0	7	5	5	4	2	1	1	0	25	.280	2	0	0	1	1
18 MASSE, EDOUARD..	12.00	0-1	1	1	0	0/0	0	3.0	5	4	4	3	1	0	0	1	14	.357	1	0	0	0	0
21 CARLSON, PATRICK.	13.50	0-0	1	0	0	0/0	0	0.2	2	1	1	0	0	0	0	0	3	.667	0	0	0	1	0
20 CROS, GREGORY....	27.00	0-0	1	0	0	0/0	0	1.0	4	8	3	3	0	1	0	0	9	.444	1	0	0	1	0
12 OUIN, GIOVANNI...	33.75	0-0	1	0	0	0/0	0	1.1	7	5	5	0	0	2	0	0	11	.636	0	0	0	0	0
29 LEBLANC, MAXIME..	40.50	0-0	1	0	0	0/0	0	0.2	2	3	3	1	0	0	0	0	4	.500	1	1	0	0	0
Totals.....	6.39	1-4	5	5	1	1/0	0	38.0	47	35	27	22	23	7	1	1	155	.303	5	5	0	5	2
Opponents.....	3.29	4-1	5	5	1	1/1	1	41.0	28	16	15	17	33	5	2	2	145	.193	3	3	0	1	3

Pickoffs - Team (1), PIQUET, A 1. SBA/ATT - MARCHE, B (4-5), PIQUET, A (2-3), MASSE, E (1-1), LEBLANC, M (1-1).

(All games - Series C Sorted by Fielding pct)

Player	C	PO	A	E	FLD%	Dps	SBA	CSB	SBA%	PB	CI
5 HAGIWARA, KENJI..	12	12	0	0	1.000	0	0	0	---	0	0
19 DUBAUT, NICOLAS..	6	6	0	0	1.000	0	0	0	---	0	0
6 PIQUET, ANTHONY..	3	0	3	0	1.000	0	2	1	.667	0	0
26 BOUTAGRA, JAMEL..	2	2	0	0	1.000	0	0	0	---	0	0
10 MEURANT, SAMUEL..	1	1	0	0	1.000	0	0	0	---	0	0
21 CARLSON, PATRICK.	1	0	1	0	1.000	0	0	0	---	0	0
25 ROUSSEAU, JEROME.	22	16	5	1	.955	0	0	0	---	0	0
13 MARCHE, BORIS....	35	30	3	2	.943	2	4	1	.800	0	0
2 HERVE, SEBASTIEN.	17	5	11	1	.941	1	0	0	---	0	0
16 PEYRICHOU, FLORIA	28	15	11	2	.929	2	0	0	---	0	0
9 BERT, JORIS.....	14	13	0	1	.929	0	0	0	---	0	0
23 MEURANT, DAVID...	10	1	8	1	.900	1	0	0	---	0	0
24 FESSY, GASPARD...	10	9	0	1	.900	0	0	0	---	0	0
14 GAUTHIER, DAVID..	6	4	0	2	.667	0	0	0	---	0	0
18 MASSE, EDOUARD..	1	0	0	1	.000	0	1	0	1.000	0	0
30 LE GUILLOU, PIERR	0	0	0	0	.000	0	0	0	---	0	0
11 BRELLE A., MATTHI	0	0	0	0	.000	0	0	0	---	0	0
15 PIQUET, LUC.....	0	0	0	0	.000	0	0	0	---	0	0
12 OUIN, GIOVANNI...	0	0	0	0	.000	0	0	0	---	0	0
22 FERREIRA, VINCENT	0	0	0	0	.000	0	0	0	---	0	0
20 CROS, GREGORY....	0	0	0	0	.000	0	0	0	---	0	0
29 LEBLANC, MAXIME..	0	0	0	0	.000	0	1	0	1.000	0	0
28 LEMESTRE, PIERRIC	0	0	0	0	.000	0	0	0	---	0	0
Totals.....	168	114	42	12	.929	3	4	1	.800	0	0
Opponents.....	188	123	61	4	.979	1	6	3	.667	0	0



EUROBASEBALL'07

Estadísticas Serie Final – Final Round Team Stats



Germany

GER

Overall Statistics (as of Sep 16, 2007)
(All games - Series C Sorted by Batting avg)

Record: 3-2 Home: 1-1 Away: 2-1 Barcelona 07: 3-2

Player	AVG	GP-GS	AB	R	H	2B	3B	HR	RBI	TB	SLG%	BB	HBP	SO	GDP	OB%	SF	SH	SB-ATT	PO	A	E	FLD%
2 LUTZ, SASCHA.....	.450	5-5	20	5	9	0	1	0	2	11	.550	3	0	5	0	.522	0	1	2-3	6	1	0	1.000
11 JANZEN, ANDREAS..	.389	5-5	18	3	7	0	0	0	3	7	.389	0	2	2	0	.450	0	1	0-0	8	23	3	.912
12 WULF, DOMINIK....	.316	5-5	19	5	6	2	0	0	4	8	.421	2	0	1	0	.364	1	1	1-1	6	5	0	1.000
32 FRANKE, MICHAEL..	.300	5-3	10	0	3	2	0	0	2	5	.500	0	0	1	2	.300	0	0	0-0	15	6	2	.913
16 GUHRING, SIMON...	.286	5-5	21	3	6	1	0	0	5	7	.333	0	1	2	0	.318	0	0	1-2	8	1	1	.900
19 GRONAUER, KAI....	.250	5-5	16	1	4	2	0	0	3	6	.375	3	1	1	1	.381	1	1	0-0	32	4	0	1.000
31 GRUBER, ROBERT...	.235	5-5	17	4	4	1	0	0	2	5	.294	2	2	5	0	.381	0	0	0-0	6	1	0	1.000
21 HEYMER, JENS.....	.214	4-3	14	2	3	0	0	0	0	3	.214	1	1	4	0	.313	0	0	0-0	35	3	0	1.000
14 SPEER, JENDRICK..	.188	5-5	16	5	3	0	0	0	1	3	.188	5	1	4	0	.409	0	1	2-2	10	11	1	.955
24 HOPFENSBERGER, KL	.091	4-3	11	1	1	0	0	0	0	1	.091	2	0	5	0	.231	0	0	0-0	0	0	0	.000
4 HOWARD, PHILIPP..	.000	4-1	5	0	0	0	0	0	0	0	.000	0	0	3	0	.000	0	0	0-0	2	1	0	1.000
8 GIENGER, MARKUS..	.000	3-0	2	0	0	0	0	0	1	0	.000	0	0	0	0	.000	0	0	0-0	2	0	0	1.000
26 LAUTERBACH,ALEXAN	.000	2-0	2	0	0	0	0	0	0	0	.000	0	0	1	0	.000	0	0	0-0	0	0	0	.000

5 DEWALD, MARTIN...	.000	1-0	0	0	0	0	0	0	0	0	.000	0	0	0	0	.000	0	0	0-0	0	0	0	.000
Totals.....	.269	5-5	171	29	46	8	1	0	23	56	.327	18	8	34	3	.362	2	5	6-8	132	65	8	.961
Opponents.....	.269	5-5	171	24	46	7	1	0	22	55	.322	19	6	33	3	.362	0	1	4-6	132	48	13	.933

LOB - Team (43), Opp (41). DPs turned - Team (5), Opp (5).

(All games - Series C Sorted by Earned run avg)

Player	ERA	W-L	APP	GS	CG	SHO/CBO	SV	IP	H	R	ER	BB	SO	2B	3B	HR	AB	B/Avg	WP	HBP	BK	SFA	SHA
22 FRIES, DIRK.....	0.00	0-0	1	0	0	0/0	0	2.0	1	0	0	0	0	0	0	0	6	.167	0	0	0	0	1
6 ALMSTETTER, MARTI	0.00	0-0	1	0	0	0/0	0	2.0	1	0	0	0	2	0	0	0	7	.143	0	0	0	0	0
15 HOFFSCHILD, PHILI	0.00	0-0	1	0	0	0/0	0	1.2	2	0	0	0	2	0	0	0	7	.286	0	0	0	0	0
9 MARQUEZ R., ENORB	2.00	2-0	2	1	0	0/0	0	9.0	9	2	2	1	9	1	1	0	36	.250	1	0	0	0	0
28 GESSMAN, RODNEY..	3.00	0-0	2	0	0	0/0	0	3.0	2	1	1	4	1	1	0	0	10	.200	0	0	0	0	0
23 HEID, MIRKO.....	3.86	0-0	2	0	0	0/0	0	4.2	4	2	2	1	1	1	0	0	15	.267	0	2	0	0	0
25 HENKENJOHANN, TIM	4.09	1-1	2	2	0	0/0	0	11.0	9	6	5	6	14	2	0	0	40	.225	3	0	0	0	0
18 HEILMANN, EUGEN..	8.10	0-0	1	0	0	0/0	0	3.1	4	3	3	2	0	0	0	0	13	.308	0	2	0	0	0
29 HUGHES, ANDRE....	9.00	0-0	1	1	0	0/0	0	4.0	10	4	4	0	2	2	0	0	22	.455	0	0	0	0	0
33 MOLLER, MANUEL...	13.50	0-1	1	1	0	0/0	0	3.1	4	6	5	5	2	0	0	0	15	.267	1	2	0	0	0
Totals.....	4.50	3-2	5	5	0	0/0	0	44.0	46	24	22	19	33	7	1	0	171	.269	5	6	0	0	1
Opponents.....	5.11	2-3	5	5	0	0/0	2	44.0	46	29	25	18	34	8	1	0	171	.269	5	8	0	2	5

PB - Team (1), GRONAUER, K 1. SBA/ATT - HENKENJOH.,T (3-5), GRONAUER, K (4-5), MOLLER, M (1-1).

(All games - Series C Sorted by Fielding pct)

Player	C	PO	A	E	FLD%	Dps	SBA	CSB	SBA%	PB	CI
21 HEYMER, JENS.....	38	35	3	0	1.000	2	0	0	---	0	0
19 GRONAUER, KAI....	36	32	4	0	1.000	0	4	1	.800	1	0
12 WULF, DOMINIK....	11	6	5	0	1.000	1	0	0	---	0	0
2 LUTZ, SASCHA.....	7	6	1	0	1.000	0	0	0	---	0	0
31 GRUBER, ROBERT...	7	6	1	0	1.000	1	0	0	---	0	0
4 HOWARD, PHILIPP..	3	2	1	0	1.000	1	0	0	---	0	0
9 MARQUEZ R., ENORB	2	0	2	0	1.000	0	0	0	---	0	0
8 GIENGER, MARKUS..	2	2	0	0	1.000	0	0	0	---	0	0
28 GESSMAN, RODNEY..	2	1	1	0	1.000	0	0	0	---	0	0
18 HEILMANN, EUGEN..	1	1	0	0	1.000	0	0	0	---	0	0
22 FRIES, DIRK.....	1	0	1	0	1.000	0	0	0	---	0	0
33 MOLLER, MANUEL...	1	0	1	0	1.000	0	1	0	1.000	0	0
23 HEID, MIRKO.....	1	0	1	0	1.000	0	0	0	---	0	0
14 SPEER, JENDRICK..	22	10	11	1	.955	2	0	0	---	0	0
32 FRANKE, MICHAEL..	23	15	6	2	.913	3	0	0	---	0	0
11 JANZEN, ANDREAS..	34	8	23	3	.912	3	0	0	---	0	0
16 GUHRING, SIMON...	10	8	1	1	.900	0	0	0	---	0	0
25 HENKENJOHANN, TIM	4	0	3	1	.750	0	3	2	.600	0	0
6 ALMSTETTER, MARTI	0	0	0	0	.000	0	0	0	---	0	0
29 HUGHES, ANDRE....	0	0	0	0	.000	0	0	0	---	0	0
26 LAUTERBACH,ALEXAN	0	0	0	0	.000	0	0	0	---	0	0
24 HOPFENSBERGER, KL	0	0	0	0	.000	0	0	0	---	0	0
5 DEWALD, MARTIN...	0	0	0	0	.000	0	0	0	---	0	0
15 HOFFSCHILD, PHILI	0	0	0	0	.000	0	0	0	---	0	0
Totals.....	205	132	65	8	.961	5	4	2	.667	1	0
Opponents.....	193	132	48	13	.933	5	6	2	.750	0	0



EUROBASEBALL'07

Estadísticas Serie Final – Final Round Team Stats



Great Britain

GBR

Overall Statistics (as of Sep 16, 2007)
(All games - Series C Sorted by Batting avg)

Record: 3-2 Home: 1-1 Away: 2-1 Barcelona 07: 3-2

Player	AVG	GP-GS	AB	R	H	2B	3B	HR	RBI	TB	SLG%	BB	HBP	SO	GDP	OB%	SF	SH	SB-ATT	PO	A	E	FLD%
34 UST, BRANT.....	.600	5-5	20	8	12	4	0	1	7	19	.950	4	1	1	1	.680	0	0	0-0	12	10	1	.957
26 NICKEAS, MIKE....	.429	5-5	21	3	9	2	0	1	7	14	.667	2	1	1	0	.480	1	0	0-0	26	2	1	.966
21 HEATH, DARREN....	.417	3-3	12	3	5	0	0	0	1	5	.417	0	0	1	0	.417	0	1	0-0	16	0	0	1.000
15 FALLS, CHRIS.....	.400	2-1	5	0	2	1	0	0	0	3	.600	0	0	0	0	.400	0	0	0-0	3	2	1	.833
9 McQUEARY-ENNIS,AE	.348	5-5	23	6	8	2	0	0	1	10	.435	2	0	5	0	.400	0	0	0-0	13	1	0	1.000
28 YOUNG, IAN.....	.333	5-5	18	1	6	1	0	0	7	7	.389	4	2	2	0	.500	0	0	0-0	41	2	0	1.000
10 ROBERTS, ADAM....	.300	5-5	20	6	6	1	0	0	1	7	.350	1	0	4	0	.333	0	2	0-1	7	12	2	.905
13 COLLINS, TIMOTHY.	.267	5-4	15	2	4	0	0	0	1	4	.267	2	1	4	0	.389	0	0	0-0	1	22	1	.958
4 MALIHOUDIS, ALEX.	.250	3-2	8	1	2	0	0	0	1	2	.250	0	0	0	0	.250	0	0	0-0	1	0	0	1.000
2 MARCELINO, BRADLE	.200	4-4	15	2	3	1	0	0	1	4	.267	1	0	4	1	.250	0	0	0-0	2	0	0	1.000
7 RUTHERFORD, JAMES	.176	5-4	17	0	3	0	0	0	0	3	.176	0	0	10	0	.176	0	2	0-1	8	0	1	.889
31 EVANS, MITCH.....	.000	3-2	6	0	0	0	0	0	0	0	.000	1	0	5	0	.143	0	0	0-0	0	0	0	.000
25 PYCOCK, CRAIG....	.000	3-0	3	0	0	0	0	0	0	0	.000	0	0	1	0	.000	0	0	0-0	1	0	0	1.000
8 BROWN, STEPHEN...	.000	1-0	1	0	0	0	0	0	0	0	.000	0	0	1	0	.000	0	0	0-0	0	1	0	1.000
29 FREEBORN, GEOFF..	.000	1-0	0	0	0	0	0	0	0	0	.000	0	0	0	0	.000	0	0	0-0	1	1	0	1.000
Totals.....	.326	5-5	184	32	60	12	0	2	27	78	.424	17	5	39	2	.396	1	5	0-2	132	64	8	.961
Opponents.....	.256	5-5	168	31	43	8	1	3	28	62	.369	18	9	21	4	.354	3	5	5-5	132	50	8	.958

LOB - Team (48), Opp (40). DPs turned - Team (5), Opp (2). IBB - Team (2), YOUNG, I 1, UST, B 1, Opp (1). Picked off - FALLS,C 1.

(All games - Series C Sorted by Earned run avg)

Player	ERA	W-L	APP	GS	CG	SHO/CBO	SV	IP	H	R	ER	BB	SO	2B	3B	HR	AB	B/Avg	WP	HBP	BK	SFA	SHA
9 McQUEARY-ENNIS,AE	0.00	0-0	1	0	0	0/0	0	1.1	3	0	0	1	0	0	0	0	7	.429	0	0	0	0	0
29 FREEBORN, GEOFF..	1.42	1-0	4	0	0	0/0	0	6.1	5	1	1	2	6	1	0	0	23	.217	0	1	0	1	1
30 SMITH, ALEXANDER.	2.51	0-0	3	2	0	0/0	0	14.1	12	8	4	3	8	2	0	2	53	.226	1	2	0	1	3
33 ESSERY, BRIAN....	4.76	0-1	2	2	0	0/0	0	11.1	13	9	6	4	2	2	0	1	44	.295	0	1	2	1	0
32 SPRAGG, STEPHEN..	7.27	2-1	5	0	0	0/0	1	8.2	4	7	7	3	5	1	1	0	30	.133	0	5	0	0	1
18 JEW, SAM.....	13.50	0-0	1	0	0	0/0	0	1.1	6	2	2	1	0	2	0	9	.667	0	0	0	0	0	0
3 RENERY, MICHAEL..	54.00	0-0	1	1	0	0/0	0	0.2	0	4	4	4	0	0	0	2	.000	1	0	0	0	0	0
Totals.....	4.91	3-2	5	5	0	0/0	1	44.0	43	31	24	18	21	8	1	3	168	.256	2	9	2	3	5
Opponents.....	5.11	2-3	5	5	0	0/0	0	44.0	60	32	25	17	39	12	0	2	184	.326	2	5	0	1	5

PB - Team (0), Opp (1). Pickoffs - Team (0), Opp (1). SBA/ATT - NICKEAS, M (5-5), FREEBORN, G (2-2), ESSERY, B (2-2), SMITH, A (1-1).

(All games - Series C Sorted by Fielding pct)

Player	C	PO	A	E	FLD%	Dps	SBA	CSB	SBA%	PB	CI
28 YOUNG, IAN.....	43	41	2	0	1.000	3	0	0	---	0	0
21 HEATH, DARREN....	16	16	0	0	1.000	0	0	0	---	0	0
9 McQUEARY-ENNIS,AE	14	13	1	0	1.000	2	0	0	---	0	0
33 ESSERY, BRIAN....	3	0	3	0	1.000	0	2	0	1.000	0	0
30 SMITH, ALEXANDER.	3	0	3	0	1.000	0	1	0	1.000	0	0
29 FREEBORN, GEOFF..	2	1	1	0	1.000	0	2	0	1.000	0	0
2 MARCELINO, BRADLE	2	2	0	0	1.000	0	0	0	---	0	0
25 PYCOCK, CRAIG....	1	1	0	0	1.000	0	0	0	---	0	0
8 BROWN, STEPHEN...	1	0	1	0	1.000	0	0	0	---	0	0
4 MALIHOUDIS, ALEX.	1	1	0	0	1.000	0	0	0	---	0	0
26 NICKEAS, MIKE....	29	26	2	1	.966	1	5	0	1.000	0	0
13 COLLINS, TIMOTHY.	24	1	22	1	.958	1	0	0	---	0	0
34 UST, BRANT.....	23	12	10	1	.957	3	0	0	---	0	0
10 ROBERTS, ADAM....	21	7	12	2	.905	2	0	0	---	0	0
7 RUTHERFORD, JAMES	9	8	0	1	.889	0	0	0	---	0	0
32 SPRAGG, STEPHEN..	6	0	5	1	.833	0	0	0	---	0	0
15 FALLS, CHRIS.....	6	3	2	1	.833	0	0	0	---	0	0
31 EVANS, MITCH.....	0	0	0	0	.000	0	0	0	---	0	0
3 RENERY, MICHAEL..	0	0	0	0	.000	0	0	0	---	0	0
18 JEW, SAM.....	0	0	0	0	.000	0	0	0	---	0	0
Totals.....	204	132	64	8	.961	5	5	0	1.000	0	0
Opponents.....	190	132	50	8	.958	2	0	2	.000	1	0



EUROBASEBALL'07

Estadísticas Serie Final – Final Round Team Stats



Netherlands

NED

Overall Statistics (as of Sep 16, 2007)
(All games - Series C Sorted by Batting avg)

Record: 5-0 Home: 4-0 Away: 1-0 Barcelona 07: 5-0

Player	AVG	GP-GS	AB	R	H	2B	3B	HR	RBI	TB	SLG%	BB	HBP	SO	GDP	OB%	SF	SH	SB-ATT	PO	A	E	FLD%
33 BERNADINA, ROGEAR	.538	5-5	13	11	7	1	0	1	4	11	.846	8	0	1	0	.714	0	0	4-4	6	1	0	1.000
26 HALMAN, GREGORY..	.500	3-0	2	2	1	0	0	0	0	1	.500	1	0	0	0	.667	0	0	0-0	0	0	0	.000
2 DECASTER, YURENDE	.389	5-5	18	8	7	0	0	1	9	10	.556	6	0	1	0	.542	0	0	0-0	25	6	1	.969
27 ROMBLEY, DANNY...	.375	4-4	16	4	6	1	0	0	3	7	.438	1	0	2	0	.412	0	0	0-0	3	0	0	1.000
18 KLOOSTER VAN'T, D	.364	4-3	11	3	4	0	0	0	3	4	.364	3	0	2	0	.500	0	0	0-0	8	1	1	.900
23 BALENTINA, RANDOL	.364	4-3	11	2	4	2	0	0	5	6	.545	0	0	1	0	.308	2	0	1-1	8	0	0	1.000
4 STATIA, HAINLEY..	.348	5-5	23	7	8	1	0	0	3	9	.391	2	0	1	1	.400	0	0	0-0	11	18	1	.967
12 ADRIANA, SHARNOL.	.333	5-5	15	7	5	1	0	1	4	9	.600	7	2	2	0	.583	0	0	1-1	5	1	0	1.000
38 SMEETS, TJERK....	.333	1-1	3	0	1	0	0	0	0	1	.333	1	0	0	0	.500	0	0	0-0	5	0	0	1.000
24 JONG DE, SIDNEY..	.313	4-4	16	3	5	1	0	0	5	6	.375	2	1	1	0	.421	0	0	0-0	42	2	0	1.000
30 LEGITO, RAYLINOE..	.294	5-5	17	3	5	2	0	2	11	13	.765	3	0	2	1	.381	1	1	0-0	3	8	1	.917
8 DUURSMAN, MICHAEL	.067	4-4	15	1	1	0	0	0	1	1	.067	0	0	3	0	.067	0	0	0-0	10	9	1	.950
41 ROOI, VINCE.....	.000	2-0	4	1	0	0	0	0	0	0	.000	0	0	2	0	.000	0	0	0-0	3	0	1	.750
7 MONTE, PERIGAULT.	.000	2-1	4	2	0	0	0	0	0	0	.000	3	0	2	0	.429	0	0	0-0	0	0	0	.000
Totals.....	.321	5-5	168	54	54	9	0	5	48	78	.464	37	3	20	2	.445	3	1	6-6	129	49	8	.957
Opponents.....	.234	5-5	158	14	37	7	1	0	11	46	.291	16	3	44	7	.316	0	2	1-3	117	46	13	.926

LOB - Team (41), Opp (36). DPs turned - Team (8), Opp (5). IBB - Team (2), MONTE, P 1, DECASTER, Y 1, Opp (2). Picked off - JONG DE, S 1.

(All games - Series C Sorted by Earned run avg)

Player	ERA	W-L	APP	GS	CG	SHO/CBO	SV	IP	H	R	ER	BB	SO	2B	3B	HR	AB	B/Avg	WP	HBP	BK	SFA	SHA
19 CORDEMANS, ROBBIE	0.00	1-0	2	1	0	0/1	0	7.0	4	0	0	1	10	0	0	0	23	.174	0	0	0	0	0
13 KAMPEN VAN, MICHI	0.00	0-0	3	0	0	0/0	1	3.1	3	0	0	1	2	0	0	0	12	.250	0	3	0	0	0
36 MARKWELL, DIEGOMA	0.00	0-0	2	0	0	0/0	0	2.2	4	1	0	1	3	0	0	0	11	.364	0	0	0	0	0
10 STUIFBERGEN, NICK	0.00	0-0	1	0	0	0/1	0	1.0	0	0	0	0	0	0	0	0	4	.000	0	0	0	0	0
16 BERKENBOSCH, KENN	0.00	0-0	1	0	0	0/0	0	1.0	1	0	0	0	0	0	0	0	3	.333	0	0	0	0	0
44 BOYD, LEON.....	0.93	2-0	2	1	0	0/0	0	9.2	11	4	1	2	10	2	0	0	39	.282	0	0	0	0	0
25 BERGMAN, DAVID...	1.38	2-0	3	2	0	0/0	0	13.0	8	4	2	7	12	2	1	0	46	.174	1	0	0	0	1
37 MARTIS, SHAIRON..	1.80	0-0	1	1	0	0/0	0	5.0	4	3	1	3	7	1	0	0	17	.235	0	0	0	0	1
14 DRAIJER, DOROTHEU	54.00	0-0	1	0	0	0/0	0	0.1	2	2	2	1	0	2	0	0	3	.667	0	0	0	0	0
Totals.....	1.26	5-0	5	5	0	1/1	1	43.0	37	14	6	16	44	7	1	0	158	.234	1	3	0	0	2
Opponents.....	8.54	0-5	5	5	0	0/0	0	39.0	54	54	37	37	20	9	0	5	168	.321	9	3	3	3	1

Pickoffs - Team (0), Opp (1). SBA/ATT - CORDEMANS, R (0-1), MARTIS, S (0-1), SMEETS, T (1-1), BERGMAN, D (1-1), JONG DE, S (0-1).

(All games - Series C Sorted by Fielding pct)

Player	C	PO	A	E	FLD%	Dps	SBA	CSB	SBA%	PB	CI
24 JONG DE, SIDNEY..	44	42	2	0	1.000	0	0	1	.000	0	0
23 BALENTINA, RANDOL	8	8	0	0	1.000	0	0	0	---	0	0
33 BERNADINA, ROGEAR	7	6	1	0	1.000	0	0	0	---	0	0
12 ADRIANA, SHARNOL.	6	5	1	0	1.000	2	0	0	---	0	0
38 SMEETS, TJERK....	5	5	0	0	1.000	0	1	0	1.000	0	0
27 ROMBLEY, DANNY...	3	3	0	0	1.000	0	0	0	---	0	0
44 BOYD, LEON.....	1	0	1	0	1.000	0	0	0	---	0	0
19 CORDEMANS, ROBBIE	1	0	1	0	1.000	0	0	1	.000	0	0
2 DECASTER, YURENDE	32	25	6	1	.969	8	0	0	---	0	0
4 STATIA, HAINLEY..	30	11	18	1	.967	6	0	0	---	0	0
8 DUURSMAN, MICHAEL	20	10	9	1	.950	6	0	0	---	0	0
30 LEGITO, RAYLINOE..	12	3	8	1	.917	1	0	0	---	0	0
18 KLOOSTER VAN'T, D	10	8	1	1	.900	0	0	0	---	0	0
41 ROOI, VINCE.....	4	3	0	1	.750	0	0	0	---	0	0
36 MARKWELL, DIEGOMA	2	0	1	1	.500	0	0	0	---	0	0
10 STUIFBERGEN, NICK	1	0	0	1	.000	0	0	0	---	0	0
13 KAMPEN VAN, MICHI	0	0	0	0	.000	0	0	0	---	0	0
25 BERGMAN, DAVID...	0	0	0	0	.000	0	1	0	1.000	0	0
16 BERKENBOSCH, KENN	0	0	0	0	.000	0	0	0	---	0	0
37 MARTIS, SHAIRON..	0	0	0	0	.000	0	0	1	.000	0	0
26 HALMAN, GREGORY..	0	0	0	0	.000	0	0	0	---	0	0
7 MONTE, PERIGAULT.	0	0	0	0	.000	0	0	0	---	0	0
14 DRAIJER, DOROTHEU	0	0	0	0	.000	0	0	0	---	0	0
Totals.....	186	129	49	8	.957	8	1	2	.333	0	0
Opponents.....	176	117	46	13	.926	5	6	0	1.000	0	0



EUROBASEBALL'07

Estadísticas Serie Final – Final Round Team Stats



Spain

ESP

Overall Statistics (as of Sep 16, 2007)
(All games - Series C Sorted by Batting avg)

Record: 3-2 Home: 1-1 Away: 2-1 Barcelona 07: 3-2

Player	AVG	GP-GS	AB	R	H	2B	3B	HR	RBI	TB	SLG%	BB	HBP	SO	GDP	OB%	SF	SH	SB-ATT	PO	A	E	FLD%
25 RIERA, JOSE LUIS.	.500	4-1	4	1	2	1	0	0	1	3	.750	2	0	0	0	.571	1	0	0-0	10	2	0	1.000
13 FREIRE, DANIEL J.	.385	4-4	13	3	5	1	0	0	4	6	.462	3	0	1	1	.500	0	0	0-0	1	6	3	.700
3 MARTINEZ, DANIEL.	.381	5-5	21	5	8	0	0	0	6	8	.381	3	0	1	0	.440	1	0	1-1	11	0	1	.917
9 NAVARRO, DEWIS...	.375	4-4	16	5	6	1	0	0	4	7	.438	3	1	2	0	.500	0	0	0-0	35	1	1	.973
10 FIGUEROA, DANIEL.	.375	5-5	16	9	6	2	1	0	6	10	.625	9	0	1	0	.600	0	1	2-3	18	0	0	1.000
24 CRUZ, JOSE E....	.333	5-4	18	3	6	0	1	0	5	8	.444	1	0	2	0	.368	0	0	0-0	3	0	0	1.000
21 RODRIGUEZ, RICARD	.333	3-2	9	0	3	0	0	0	2	3	.333	0	0	0	1	.333	0	0	0-0	0	0	0	.000
11 CARMONA, ANGEL R.	.333	3-0	3	0	1	0	0	0	1	1	.333	0	0	2	0	.333	0	0	0-0	1	1	1	.667
44 FREIRE, ALEJANDRO	.250	4-4	16	4	4	0	0	0	1	4	.250	2	2	3	1	.400	0	0	1-1	25	2	1	.964
27 CARRILLO, MARC...	.250	3-1	8	0	2	2	0	0	1	4	.500	1	0	2	0	.333	0	0	0-0	1	3	0	1.000
7 MORA, MIGUEL.....	.200	3-1	5	1	1	0	0	0	1	1	.200	1	0	0	0	.333	0	0	0-0	8	0	0	1.000
1 SANCHEZ, DANIEL..	.188	5-5	16	3	3	0	0	0	0	3	.188	1	1	4	0	.278	0	1	0-0	8	9	1	.944
4 PEREZ, NESTOR....	.176	5-5	17	4	3	0	0	0	3	3	.176	2	2	6	0	.318	1	2	0-0	5	11	1	.941
19 GARCIA, JUAN.....	.125	5-4	16	3	2	0	0	0	1	2	.125	3	1	4	1	.300	0	1	2-3	7	0	0	1.000
17 CANO, FELIX.....	.000	2-0	2	0	0	0	0	0	0	0	.000	0	0	1	0	.000	0	0	0-0	2	0	0	1.000
23 BALBOA, JORGE....	.000	2-0	1	0	0	0	0	0	0	0	.000	0	0	1	0	.000	0	0	0-0	0	0	0	.000
Totals.....	.287	5-5	181	41	52	7	2	0	36	63	.348	31	7	30	4	.405	3	5	6-8	138	42	9	.952
Opponents.....	.250	5-5	180	32	45	7	1	3	29	63	.350	27	2	44	2	.354	0	5	4-5	138	63	11	.948

LOB - Team (48), Opp (44). DPs turned - Team (2), Opp (5). IBB - Team (3), NAVARRO, D 2, RIERA, J.L. 1, Opp (1).

(All games - Series C Sorted by Earned run avg)

Player	ERA	W-L	APP	GS	CG	SHO/CBO	SV	IP	H	R	ER	BB	SO	2B	3B	HR	AB	B/Avg	WP	HBP	BK	SFA	SHA
18 RIZO, MIGUEL A...	0.00	0-0	1	0	0	0/0	0	0.1	0	0	0	0	0	0	0	0	1	.000	0	0	0	0	0
29 HERNANDEZ, YOEL..	1.59	1-0	1	1	0	0/0	0	5.2	3	2	1	2	6	0	1	0	21	.143	0	0	0	0	0
26 GONZALEZ, ERIC...	2.55	2-0	3	2	1	0/0	0	17.2	17	9	5	5	16	3	0	1	69	.246	0	1	0	0	4
20 GUTIERREZ, FERNAN	3.00	0-1	1	0	0	0/0	0	3.0	1	1	1	4	2	0	0	0	9	.111	0	0	0	0	1
16 OLIVERA, MANUEL..	3.18	0-0	2	1	0	0/0	0	5.2	5	2	2	7	2	0	0	0	20	.250	3	0	0	0	0
8 LEAL, REMIGIO....	7.00	0-1	3	0	0	0/0	2	9.0	10	7	7	3	10	1	0	2	36	.278	2	0	0	0	0
39 CRUZ, RHINER AUGU	10.12	0-0	1	0	0	0/0	0	2.2	1	3	3	4	5	0	0	0	9	.111	0	0	0	0	0
28 CIVIT, JAVIER....	27.00	0-0	2	1	0	0/0	0	2.0	8	8	6	2	3	3	0	0	15	.533	2	1	0	0	0
Totals.....	4.89	3-2	5	5	1	0/0	2	46.0	45	32	25	27	44	7	1	3	180	.250	7	2	0	0	5
Opponents.....	6.07	2-3	5	5	0	0/0	0	46.0	52	41	31	31	30	7	2	0	181	.287	5	7	1	3	5

PB - Team (1), NAVARRO, D 1, Opp (1). Pickoffs - Team (1), OLIVERA, M 1. SBA/ATT - NAVARRO, D (3-3), HERNANDEZ, Y (1-2), CRUZ, R (1-1), LEAL, R (1-1), MORA, M (1-1), CIVIT, J (1-1).

(All games - Series C Sorted by Fielding pct)

Player	C	PO	A	E	FLD%	Dps	SBA	CSB	SBA%	PB	CI
10 FIGUEROA, DANIEL.	18	18	0	0	1.000	0	0	0	---	0	0
25 RIERA, JOSE LUIS.	12	10	2	0	1.000	0	0	0	---	0	0
7 MORA, MIGUEL.....	8	8	0	0	1.000	0	1	0	1.000	0	0
19 GARCIA, JUAN.....	7	7	0	0	1.000	0	0	0	---	0	0
26 GONZALEZ, ERIC...	4	1	3	0	1.000	0	0	0	---	0	0
27 CARRILLO, MARC...	4	1	3	0	1.000	1	0	0	---	0	0
24 CRUZ, JOSE E....	3	3	0	0	1.000	0	0	0	---	0	0
29 HERNANDEZ, YOEL..	3	1	2	0	1.000	0	1	1	.500	0	0
17 CANO, FELIX.....	2	2	0	0	1.000	1	0	0	---	0	0
20 GUTIERREZ, FERNAN	1	0	1	0	1.000	0	0	0	---	0	0
8 LEAL, REMIGIO....	1	1	0	0	1.000	0	1	0	1.000	0	0
16 OLIVERA, MANUEL..	1	0	1	0	1.000	0	0	0	---	0	0
9 NAVARRO, DEWIS...	37	35	1	1	.973	0	3	0	1.000	1	0
44 FREIRE, ALEJANDRO	28	25	2	1	.964	1	0	0	---	0	0
1 SANCHEZ, DANIEL..	18	8	9	1	.944	1	0	0	---	0	0
4 PEREZ, NESTOR....	17	5	11	1	.941	1	0	0	---	0	0
3 MARTINEZ, DANIEL.	12	11	0	1	.917	0	0	0	---	0	0
13 FREIRE, DANIEL J.	10	1	6	3	.700	0	0	0	---	0	0
11 CARMONA, ANGEL R.	3	1	1	1	.667	0	0	0	---	0	0
39 CRUZ, RHINER AUGU	0	0	0	0	.000	0	1	0	1.000	0	0
28 CIVIT, JAVIER....	0	0	0	0	.000	0	1	0	1.000	0	0
18 RIZO, MIGUEL A...	0	0	0	0	.000	0	0	0	---	0	0
21 RODRIGUEZ, RICARD	0	0	0	0	.000	0	0	0	---	0	0
23 BALBOA, JORGE....	0	0	0	0	.000	0	0	0	---	0	0
Totals.....	189	138	42	9	.952	2	4	1	.800	1	0
Opponents.....	212	138	63	11	.948	5	6	2	.750	1	0



EUROBASEBALL'07

Estadísticas Serie Final – Final Round Team Stats



Sweden

SWE

Overall Statistics (as of Sep 16, 2007)
(All games - Series C Sorted by Batting avg)

Record: 0-5 Home: 0-4 Away: 0-1 Barcelona 07: 0-5

Player	AVG	GP-GS	AB	R	H	2B	3B	HR	RBI	TB	SLG%	BB	HBP	SO	GDP	OB%	SF	SH	SB-ATT	PO	A	E	FLD%
30 BORJES, HAKAN...	.500	1-1	2	0	1	0	0	0	0	1	.500	0	0	0	0	.500	0	0	0-0	1	0	0	1.000
13 LINDGREN, PER...	.375	3-2	8	0	3	0	0	0	0	3	.375	0	0	3	0	.375	0	0	0-0	8	0	0	1.000
8 PILEGARD, MAGNUS	.368	5-5	19	4	7	2	1	0	3	11	.579	0	0	0	0	.368	0	1	0-0	29	7	0	1.000
25 GAJZLER, PHILIP..	.333	5-1	9	1	3	0	0	0	1	3	.333	0	0	1	1	.333	0	0	0-0	3	0	0	1.000
2 LINDBERG, DEAN...	.313	5-5	16	2	5	1	0	1	4	9	.563	2	0	5	0	.389	0	0	0-0	15	0	0	1.000
17 JOHANNESSEN, PETE	.308	4-4	13	1	4	1	0	0	0	5	.385	1	1	0	0	.400	0	0	0-0	6	3	1	.900
22 REIMER, RICKARD..	.267	5-5	15	2	4	1	1	0	3	7	.467	4	0	4	1	.400	1	0	0-0	5	16	2	.913
7 SORGI, ADAM.....	.211	5-5	19	2	4	0	0	0	0	4	.211	3	0	2	2	.318	0	0	1-1	9	10	1	.950
23 LJUNG, RICKARD...	.200	5-4	10	0	2	0	0	0	1	2	.200	1	0	5	0	.273	0	2	0-0	1	12	2	.867
11 LEANDER, RICKARD.	.200	4-1	5	0	1	0	0	0	1	1	.200	1	0	3	0	.333	0	0	0-0	3	0	0	1.000
29 DERMENDZIEV, ANTH	.188	5-5	16	2	3	0	0	0	1	3	.188	3	0	0	1	.316	0	0	0-0	0	0	0	.000
20 JOHANNESSEN, BJOR	.111	5-5	18	1	2	0	0	0	1	2	.111	1	0	3	1	.158	0	0	0-0	33	0	0	1.000
10 FARTH, DANIEL....	.000	2-1	2	0	0	0	0	0	0	0	.000	0	0	0	1	.000	0	0	0-0	3	0	0	1.000
19 JOHANSSON, CHRIST	.000	3-1	1	0	0	0	0	0	0	0	.000	0	0	1	0	.000	0	0	0-0	2	0	0	1.000
21 STAEHELY, CHRISTI	.000	1-0	1	0	0	0	0	0	0	0	.000	0	0	1	0	.000	0	0	0-0	0	2	0	1.000
Totals.....	.253	5-5	154	15	39	5	2	1	15	51	.331	16	1	28	7	.326	1	3	1-1	120	57	7	.962
Opponents.....	.357	5-5	171	51	61	10	2	3	47	84	.491	34	2	19	2	.462	3	7	7-10	123	51	3	.983

LOB - Team (37), Opp (46). DPs turned - Team (2), Opp (7). IBB - Team (0), Opp (1).

(All games - Series C Sorted by Earned run avg)

Player	ERA	W-L	APP	GS	CG	SHO/CBO	SV	IP	H	R	ER	BB	SO	2B	3B	HR	AB	B/Avg	WP	HBP	BK	SFA	SHA
30 BORJES, HAKAN...	0.00	0-0	1	0	0	0/0	0	1.0	2	4	0	3	0	1	0	1	6	.333	0	0	0	0	0
15 SOUBIEA, NICHOLAS	3.86	0-0	1	0	0	0/0	0	4.2	2	2	2	1	0	0	0	15	.133	0	0	0	1	0	
6 SJORS, PER.....	3.86	0-0	1	0	0	0/0	0	2.1	1	1	1	0	1	0	0	1	9	.111	0	0	1	0	0
27 TISELL, JOHAN...	5.06	0-1	3	0	0	0/0	0	5.1	8	4	3	3	2	1	0	0	23	.348	0	0	0	0	0
5 HOGLUND, MAGNUS..	6.23	0-0	2	0	0	0/0	0	4.1	5	3	3	2	3	1	0	0	15	.333	2	1	0	1	2
21 STAEHELY, CHRISTI	8.49	0-1	3	2	0	0/0	0	11.2	18	12	11	9	9	4	0	0	51	.353	1	0	0	0	2
24 MELIN, NICKLAS...	9.45	0-1	2	1	0	0/0	0	6.2	10	8	7	5	3	2	0	0	26	.385	2	0	0	1	2
14 STENIS, MATTIAS..	30.86	0-1	1	1	0	0/0	0	2.1	7	8	8	5	0	1	2	0	13	.538	2	0	0	0	1
4 KARLSSON, KENT...	37.80	0-1	1	1	0	0/0	0	1.2	7	7	7	1	0	0	0	1	12	.583	1	1	0	0	0
71 KLASSON, JAKOB...	99.00	0-0	1	0	0	0/0	0	0.0	1	2	2	4	0	0	0	0	1	1.000	0	0	1	0	0
Totals.....	9.45	0-5	5	5	0	0/0	0	40.0	61	51	42	34	19	10	2	3	171	.357	8	2	2	3	7
Opponents.....	2.85	5-0	5	5	1	1/0	1	41.0	39	15	13	16	28	5	2	1	154	.253	4	1	0	1	3

SBA/ATT - PILEGARD, M (6-9), MELIN, N (2-3), STAEHELY, C (0-2), STENIS, M (2-2), TISELL, J (1-1), HOGLUND, M (1-1), SOUBIEA, N (1-1), JOHANNESSEN, B (1-1).

(All games - Series C Sorted by Fielding pct)

Player	C	PO	A	E	FLD%	DPs	SBA	CSB	SBA%	PB	CI
8 PILEGARD, MAGNUS.	36	29	7	0	1.000	0	6	3	.667	0	0
20 JOHANNESSEN, BJOR	33	33	0	0	1.000	1	1	0	1.000	0	0
2 LINDBERG, DEAN...	15	15	0	0	1.000	1	0	0	---	0	0
13 LINDGREN, PER....	8	8	0	0	1.000	0	0	0	---	0	0
25 GAJZLER, PHILIP..	3	3	0	0	1.000	0	0	0	---	0	0
11 LEANDER, RICKARD.	3	3	0	0	1.000	0	0	0	---	0	0
10 FARTH, DANIEL....	3	3	0	0	1.000	0	0	0	---	0	0
15 SOUBIEA, NICHOLAS	2	0	2	0	1.000	0	1	0	1.000	0	0
21 STAEHELY, CHRISTI	2	0	2	0	1.000	0	0	2	.000	0	0
19 JOHANSSON, CHRIST	2	2	0	0	1.000	0	0	0	---	0	0
5 HOGLUND, MAGNUS..	2	0	2	0	1.000	0	1	0	1.000	0	0
24 MELIN, NICKLAS...	2	0	2	0	1.000	0	2	1	.667	0	0
4 KARLSSON, KENT...	1	1	0	0	1.000	0	0	0	---	0	0
14 STENIS, MATTIAS..	1	1	0	0	1.000	0	2	0	1.000	0	0
30 BORJES, HAKAN...	1	1	0	0	1.000	0	0	0	---	0	0
7 SORGI, ADAM.....	20	9	10	1	.950	2	0	0	---	0	0
22 REIMER, RICKARD..	23	5	16	2	.913	1	0	0	---	0	0
17 JOHANNESSEN, PETE	10	6	3	1	.900	0	0	0	---	0	0
23 LJUNG, RICKARD...	15	1	12	2	.867	1	0	0	---	0	0
6 SJORS, PER.....	2	0	1	1	.500	0	0	0	---	0	0
27 TISELL, JOHAN....	0	0	0	0	.000	0	1	0	1.000	0	0
71 KLASSON, JAKOB...	0	0	0	0	.000	0	0	0	---	0	0
29 DERMENDZIEV, ANTH	0	0	0	0	.000	0	0	0	---	0	0
Totals.....	184	120	57	7	.962	2	7	3	.700	0	0
Opponents.....	177	123	51	3	.983	7	1	0	1.000	0	0



EUROBASEBALL'07

Estadísticas totales de equipo – Total Team Stats

Austria

AUT

Overall Statistics (as of Sep 16, 2007)
(All games Sorted by Batting avg)

Record: 0-6 Home: 0-2 Away: 0-4 Barcelona 07: 0-6

Player	AVG	GP-GS	AB	R	H	2B	3B	HR	RBI	TB	SLG%	BB	HBP	SO	GDP	OB%	SF	SH	SB-ATT	PO	A	E	FLD%
10 RIGELE, LUKAS....	.500	3-0	2	0	1	0	0	0	0	1	.500	0	0	1	0	.500	0	0	0-0	0	0	0	.000
14 KORBER, DAVID....	.500	2-1	2	0	1	0	0	0	0	1	.500	0	0	0	0	.500	0	0	0-0	8	0	0	1.000
20 FRICK, JOACHIM....	.250	6-5	12	0	3	3	0	0	0	6	.500	1	1	3	1	.357	0	0	0-0	6	1	0	1.000
39 RAUCH, LUTZ.....	.200	6-5	15	0	3	1	0	0	0	4	.267	0	0	6	1	.200	0	0	0-0	4	11	5	.750
18 PLAGG, SIMON.....	.182	6-3	11	0	2	0	0	0	1	2	.182	0	0	2	2	.182	0	0	0-0	2	5	0	1.000
22 CICHOCKI, CLEMENS	.182	4-4	11	1	2	0	0	0	0	2	.182	2	0	3	0	.308	0	0	0-0	0	0	0	.000
21 FERAK, PETER.....	.167	6-6	18	2	3	1	0	0	2	4	.222	0	1	6	0	.200	1	0	0-0	26	13	1	.975
27 KANTHAK, OLIVER..	.167	5-3	12	1	2	0	0	0	1	2	.167	0	0	3	0	.167	0	0	0-0	10	0	0	1.000
42 RABENGRUBER, MART	.167	4-4	12	1	2	0	0	0	0	2	.167	0	0	4	0	.167	0	0	0-0	1	0	0	1.000
17 GABLER, FLORIAN..	.167	3-2	6	0	1	0	0	0	0	1	.167	0	0	2	0	.167	0	0	0-0	13	0	0	1.000
36 SCHOLDAN, MAXIMIL	.154	6-3	13	2	2	1	0	0	0	3	.231	1	0	5	0	.214	0	0	0-0	5	0	2	.714
7 LOFFLER, DOMINIK..	.125	5-2	8	0	1	0	0	0	0	1	.125	0	0	0	0	.125	0	0	0-0	6	6	4	.750
4 KLINCK, GREGOR....	.118	5-5	17	0	2	0	0	0	1	2	.118	0	0	4	2	.118	0	0	0-0	2	1	0	1.000
28 PODREKA, EMILIO..	.111	5-3	9	0	1	0	0	0	0	1	.111	0	0	1	1	.111	0	0	0-0	6	7	5	.722
15 TOMSICH, CHRISTIA	.100	4-3	10	1	1	1	0	0	2	2	.200	1	1	2	0	.250	0	0	0-0	29	3	0	1.000
8 GRUBER, ANDRE....	.000	4-2	5	0	0	0	0	0	0	0	.000	1	0	3	0	.167	0	0	0-0	12	3	1	.938
19 MACHIAN, JAN.....	.000	4-2	4	0	0	0	0	0	0	0	.000	1	1	1	1	.333	0	0	0-0	2	2	2	.667
11 BERNACKI, CHRISTO	.000	1-1	1	0	0	0	0	0	0	0	.000	1	0	1	0	.500	0	0	0-0	0	0	0	.000
44 KOPPENSTEINER, MA	.000	1-0	0	0	0	0	0	0	0	0	.000	0	0	0	0	.000	0	0	0-0	0	0	0	.000
24 HARASSER, WERNER.	.000	1-0	0	0	0	0	0	0	0	0	.000	0	0	0	0	.000	0	0	0-0	0	5	0	1.000
Totals.....	.161	6-6	168	8	27	7	0	0	7	34	.202	8	4	47	8	.215	1	0	0-0	133	60	20	.906
Opponents.....	.330	6-6	197	57	65	14	3	5	50	100	.508	30	3	35	6	.422	2	1	11-14	144	66	10	.955

LOB - Team (29), Opp (43). DPs turned - Team (8), Opp (9).

(All games Sorted by Earned run avg)

Player	ERA	W-L	APP	GS	CG	SHO/CBO	SV	IP	H	R	ER	BB	SO	2B	3B	HR	AB	B/Avg	WP	HBP	BK	SFA	SHA
32 STRINI, WOLFGANG.	0.00	0-0	2	0	0	0/0	0	3.0	4	4	0	2	1	1	0	0	14	.286	0	1	0	0	0
34 KLINCK, GREGOR....	3.68	0-1	2	1	0	0/0	0	7.1	10	9	3	3	9	4	1	0	36	.278	1	0	0	0	0
15 TOMSICH, CHRISTIA	5.40	0-1	2	1	1	0/0	0	10.0	12	6	6	2	9	2	1	1	42	.286	0	0	1	0	0
16 STRASSER, WALTER.	7.11	0-0	1	1	0	0/0	0	6.1	6	6	5	3	5	1	0	0	23	.261	2	1	1	0	0
44 KOPPENSTEINER, MA	9.00	0-1	1	1	0	0/0	0	1.0	2	2	1	2	1	0	0	0	5	.400	0	0	0	0	0
24 HARASSER, WERNER.	10.45	0-1	2	1	0	0/0	0	10.1	15	12	12	8	7	3	0	3	43	.349	3	1	1	0	1
1 KAINZ, HARALD....	16.88	0-0	2	0	0	0/0	0	2.2	4	5	5	4	1	1	1	0	11	.364	3	0	0	1	0
22 CICHOCKI, CLEMENS	27.00	0-2	2	1	0	0/0	0	2.2	7	8	8	4	1	2	0	0	15	.467	2	0	0	0	0
14 KORBER, DAVID....	36.00	0-0	1	0	0	0/0	0	1.0	5	5	4	2	1	0	0	1	8	.625	2	0	0	1	0
Totals.....	8.93	0-6	6	6	1	0/0	0	44.1	65	57	44	30	35	14	3	5	197	.330	13	3	3	2	1
Opponents.....	0.75	6-0	6	6	1	2/1	3	48.0	27	8	4	8	47	7	0	0	168	.161	0	4	0	1	0

PB - Team (2), GRUBER, A 2. Pickoffs - Team (1), HARASSER, W 1. SBA/ATT - FERAK, P (5-7), GRUBER, A (6-7), HARASSER, W (4-5), KLINCK, G (3-3), KOPPENST., M (2-2), STRASSER, W (1-2), TOMSICH, C (0-1), CICHOCKI, C (1-1).

(All games Sorted by Fielding pct)

Player	C	PO	A	E	FLD%	Dps	SBA	CSB	SBA%	PB	CI
15 TOMSICH, CHRISTIA	32	29	3	0	1.000	4	0	1	.000	0	0
17 GABLER, FLORIAN..	13	13	0	0	1.000	1	0	0	---	0	0
27 KANTHAK, OLIVER..	10	10	0	0	1.000	0	0	0	---	0	0
14 KORBER, DAVID....	8	8	0	0	1.000	2	0	0	---	0	0
20 FRICK, JOACHIM....	7	6	1	0	1.000	0	0	0	---	0	0
18 PLAGG, SIMON.....	7	2	5	0	1.000	1	0	0	---	0	0
24 HARASSER, WERNER.	5	0	5	0	1.000	0	4	1	.800	0	0
16 STRASSER, WALTER.	3	0	3	0	1.000	0	1	1	.500	0	0
34 KLINCK, GREGOR....	3	2	1	0	1.000	1	3	0	1.000	0	0
1 KAINZ, HARALD....	1	1	0	0	1.000	0	0	0	---	0	0
42 RABENGRUBER, MART	1	1	0	0	1.000	0	0	0	---	0	0
21 FERAK, PETER.....	40	26	13	1	.975	3	5	2	.714	0	0
8 GRUBER, ANDRE....	16	12	3	1	.938	0	6	1	.857	2	0
39 RAUCH, LUTZ.....	20	4	11	5	.750	3	0	0	---	0	0
7 LOFFLER, DOMINIK..	16	6	6	4	.750	3	0	0	---	0	0
28 PODREKA, EMILIO..	18	6	7	5	.722	1	0	0	---	0	0
36 SCHOLDAN, MAXIMIL	7	5	0	2	.714	0	0	0	---	0	0
19 MACHIAN, JAN.....	6	2	2	2	.667	0	0	0	---	0	0
44 KOPPENSTEINER, MA	0	0	0	0	.000	0	2	0	1.000	0	0
10 RIGELE, LUKAS....	0	0	0	0	.000	0	0	0	---	0	0
22 CICHOCKI, CLEMENS	0	0	0	0	.000	0	1	0	1.000	0	0
32 STRINI, WOLFGANG.	0	0	0	0	.000	0	0	0	---	0	0
11 BERNACKI, CHRISTO	0	0	0	0	.000	0	0	0	---	0	0
Totals.....	213	133	60	20	.906	8	11	3	.786	2	0
Opponents.....	220	144	66	10	.955	9	0	0	---	0	0



EUROBASEBALL'07

Estadísticas totales de equipo – Total Team Stats



Croatia

CRO

Overall Statistics (as of Sep 16, 2007)
(All games Sorted by Batting avg)

Record: 2-4 Home: 0-2 Away: 2-2 Barcelona 07: 2-4

Player	AVG	GP-GS	AB	R	H	2B	3B	HR	RBI	TB	SLG%	BB	HBP	SO	GDP	OB%	SF	SH	SB-ATT	PO	A	E	FLD%
8 KARIN, DAMIR.....	.375	6-6	24	2	9	1	0	0	2	10	.417	1	0	3	1	.400	0	1	1-2	4	14	1	.947
16 BROZINIC, JOSIP..	.318	6-6	22	5	7	3	0	0	4	10	.455	3	1	5	1	.423	0	0	0-0	57	3	0	1.000
7 POSPISHIL, JASON..	.273	6-6	22	4	6	2	0	0	2	8	.364	4	0	5	2	.385	0	0	1-1	14	21	1	.972
91 PEREIRA, ERNESTO..	.263	5-5	19	1	5	1	0	0	3	6	.316	2	0	7	0	.333	0	0	0-1	1	3	0	1.000
15 RACIC, IVAN.....	.200	6-6	25	1	5	1	0	0	3	6	.240	0	1	10	1	.231	0	0	1-2	9	0	1	.900
6 CUSAK, DARIO.....	.200	3-3	10	3	2	0	0	0	0	2	.200	3	0	1	0	.385	0	0	1-1	7	7	2	.875
11 SPOLJARIC, NEVEN..	.167	6-6	18	1	3	0	0	0	1	3	.167	3	0	5	1	.286	0	1	1-1	11	0	1	.917
2 PAVLAKOVIC, MARKO	.143	5-5	14	3	2	0	1	0	0	4	.286	1	3	6	0	.333	0	1	1-2	8	0	0	1.000
19 NENADIC, BRANKO..	.111	2-2	9	0	1	0	0	0	0	1	.111	0	0	2	1	.111	0	0	0-0	0	0	0	.000
13 CURIC, MICHEL.....	.083	5-3	12	0	1	1	0	0	1	2	.167	0	0	1	0	.083	0	0	0-0	6	12	0	1.000
4 AGLADIUS, ROMEIL..	.059	4-4	17	0	1	0	0	0	0	1	.059	0	0	9	0	.059	0	0	0-1	30	5	2	.946
23 LATKOVIC, DARIO..	.000	2-2	5	0	0	0	0	0	0	0	.000	0	0	2	0	.000	0	0	0-0	12	1	0	1.000
9 MATIJASEC, GORAN..	.000	2-0	2	0	0	0	0	0	0	0	.000	0	0	1	0	.000	0	0	0-0	2	0	0	1.000
10 GALES, SLOBODAN..	.000	1-0	0	0	0	0	0	0	0	0	.000	1	0	0	0	1.000	0	0	0-0	0	3	1	.750

21 ZDELAR, MARIO....	.000	2-0	0	0	0	0	0	0	0	0	.000	0	0	0	0	.000	0	0	0-0	0	0	0	.000
24 GROFELNIK, MATIJA	.000	1-0	0	0	0	0	0	0	0	0	.000	0	0	0	0	.000	0	0	0-0	0	1	1	.500
18 SUPRAHA, GORAN...	.000	2-0	0	0	0	0	0	0	0	0	.000	0	0	0	0	.000	0	0	0-0	0	0	1	.000
Totals.....	.211	6-6	199	20	42	9	1	0	16	53	.266	18	5	57	7	.293	0	3	6-11	162	78	11	.956
Opponents.....	.251	6-6	207	40	52	16	4	2	37	82	.396	30	6	43	4	.359	2	3	3-6	168	70	9	.964

LOB - Team (37), Opp (46). DPs turned - Team (4), Opp (7). IBB - Team (1), POSPISHIL, J 1, Opp (1). Picked off - KARIN, D 1.

(All games Sorted by Earned run avg)

Player	ERA	W-L	APP	GS	CG	SHO/CBO	SV	IP	H	R	ER	BB	SO	2B	3B	HR	AB	B/Avg	WP	HBP	BK	SFA	SHA
21 ZDELAR, MARIO....	1.50	1-0	1	1	0	0/0	0	6.0	5	2	1	0	4	2	0	0	23	.217	0	2	0	0	0
22 SUMMERS, JAMES...	1.74	1-1	2	2	1	0/0	0	20.2	11	5	4	8	17	0	0	1	67	.164	1	2	0	1	1
24 GROFELNIK, MATIJA	5.40	0-0	3	0	0	0/0	1	3.1	5	2	2	1	1	0	0	15	.333	0	0	0	0	0	0
10 GALES, SLOBODAN..	6.00	0-1	2	1	0	0/0	0	6.0	8	4	4	1	4	3	2	0	26	.308	0	1	0	0	0
91 PEREIRA, ERNESTO..	6.75	0-0	1	1	0	0/0	0	6.2	4	5	5	8	6	1	0	0	23	.174	0	0	1	0	1
5 MARIN, DEJAN.....	9.00	0-0	2	0	0	0/0	0	3.0	4	4	3	2	5	2	1	0	14	.286	0	0	0	0	0
20 LEVAK, DANIJEL....	10.80	0-1	3	0	0	0/0	0	1.2	1	2	2	2	3	0	0	0	6	.167	0	0	0	0	0
14 FARKAS, MARIN....	14.40	0-1	3	1	0	0/0	0	5.0	9	8	8	4	2	5	0	1	22	.409	0	0	0	1	1
3 VUJNOVIC, SERGIJE	27.00	0-0	2	0	0	0/0	0	1.0	4	3	3	1	0	2	0	0	7	.571	0	0	0	0	0
12 MATKO, DABO.....	27.00	0-0	1	0	0	0/0	0	0.2	1	5	2	3	1	0	1	0	4	.250	1	1	0	0	0
Totals.....	5.67	2-4	6	6	1	0/0	1	54.0	52	40	34	30	43	16	4	2	207	.251	2	6	1	2	3
Opponents.....	2.09	4-2	6	6	2	1/1	1	56.0	42	20	13	18	57	9	1	0	199	.211	4	5	0	0	3

Pickoffs - Team (2), GALES, S 1, SUMMERS, J 1, Opp (1). SBA/ATT - AGLADIUS, R (2-5), SUMMERS, J (1-3), LATKOVIC, D (1-1), LEVAK, D (1-1), PEREIRA, E (0-1), FARKAS, M (1-1).

(All games Sorted by Fielding pct)

Player	C	PO	A	E	FLD%	Dps	SBA	CSB	SBA%	PB	CI
16 BROZINIC, JOSIP..	60	57	3	0	1.000	4	0	0	---	0	0
13 CURIC, MICHEL....	18	6	12	0	1.000	1	0	0	---	0	0
23 LATKOVIC, DARIO..	13	12	1	0	1.000	0	1	0	1.000	0	0
22 SUMMERS, JAMES...	9	1	8	0	1.000	1	1	2	.333	0	0
2 PAVLAKOVIC, MARKO	8	8	0	0	1.000	0	0	0	---	0	0
91 PEREIRA, ERNESTO..	4	1	3	0	1.000	0	0	1	.000	0	0
9 MATIJASEC, GORAN..	2	2	0	0	1.000	0	0	0	---	0	0
7 POSPISHIL, JASON..	36	14	21	1	.972	4	0	0	---	0	0
8 KARIN, DAMIR.....	19	4	14	1	.947	0	0	0	---	0	0
4 AGLADIUS, ROMEIL..	37	30	5	2	.946	0	2	3	.400	0	0
11 SPOLJARIC, NEVEN..	12	11	0	1	.917	0	0	0	---	0	0
15 RACIC, IVAN.....	10	9	0	1	.900	0	0	0	---	0	0
6 CUSAK, DARIO.....	16	7	7	2	.875	1	0	0	---	0	0
10 GALES, SLOBODAN..	4	0	3	1	.750	0	0	0	---	0	0
24 GROFELNIK, MATIJA	2	0	1	1	.500	0	0	0	---	0	0
18 SUPRAHA, GORAN...	1	0	0	1	.000	0	0	0	---	0	0
12 MATKO, DABO.....	0	0	0	0	.000	0	0	0	---	0	0
3 VUJNOVIC, SERGIJE	0	0	0	0	.000	0	0	0	---	0	0
14 FARKAS, MARIN....	0	0	0	0	.000	0	1	0	1.000	0	0
20 LEVAK, DANIJEL...	0	0	0	0	.000	0	1	0	1.000	0	0
5 MARIN, DEJAN.....	0	0	0	0	.000	0	0	0	---	0	0
19 NENADIC, BRANKO..	0	0	0	0	.000	0	0	0	---	0	0
21 ZDELAR, MARIO....	0	0	0	0	.000	0	0	0	---	0	0
Totals.....	251	162	78	11	.956	4	3	3	.500	0	0
Opponents.....	247	168	70	9	.964	7	6	5	.545	0	0



EUROBASEBALL'07

Estadísticas totales de equipo – Total Team Stats



Czech Republic

CZE

Overall Statistics (as of Sep 16, 2007)
(All games Sorted by Batting avg)

Record: 2-4 Home: 2-2 Away: 0-2 Barcelona 07: 2-4

Player	AVG	GP-GS	AB	R	H	2B	3B	HR	RBI	TB	SLG%	BB	HBP	SO	GDP	OB%	SF	SH	SB-ATT	PO	A	E	FLD%
1 NAVRATIL, ALES...	.368	6-6	19	0	7	1	0	0	2	8	.421	1	0	2	0	.400	0	0	1-1	1	0	1	.500
28 HOMOLKA, JAN....	.333	2-0	3	0	1	0	0	0	0	1	.333	0	0	0	0	.333	0	0	0-0	4	1	0	1.000
32 DRABEK, JAN.....	.313	5-5	16	2	5	0	0	0	1	5	.313	1	2	5	0	.421	0	0	0-0	5	12	1	.944
39 VESELY, MARTIN...	.278	5-5	18	2	5	2	0	0	1	7	.389	2	0	8	0	.350	0	0	0-1	11	0	1	.917
26 HRUSOVSKY, KAREL.	.250	5-5	12	0	3	0	0	0	0	3	.250	1	0	4	0	.308	0	0	0-2	5	1	0	1.000
16 HAJTMAR, JAKUB...	.235	6-5	17	1	4	1	0	0	3	5	.294	1	0	5	0	.278	0	1	2-4	6	10	2	.889
64 CECH, PETR.....	.154	6-3	13	2	2	0	0	0	1	2	.154	0	0	3	1	.154	0	0	0-0	18	1	3	.864
15 MALIK, JAKUB.....	.118	6-6	17	1	2	1	0	0	0	3	.176	2	0	3	0	.211	0	1	0-0	6	0	0	1.000
24 BUDSKY, PAVEL....	.111	6-6	18	2	2	0	0	1	1	5	.278	2	0	5	3	.200	0	0	0-0	48	1	1	.980
18 PETRIK, ONDREJ...	.111	3-3	9	1	1	0	0	0	0	1	.111	0	0	2	0	.111	0	0	0-0	7	8	1	.938
33 BAROCH, PETR.....	.067	5-5	15	0	1	0	0	0	1	1	.067	1	0	5	1	.125	0	0	0-0	11	16	2	.931
29 BREN, MICHAL.....	.000	5-4	9	2	0	0	0	0	1	0	.000	5	0	2	0	.333	1	0	0-1	22	6	0	1.000
25 STRITECKY, MARTIN	.000	4-1	5	0	0	0	0	0	0	0	.000	0	0	2	0	.000	0	0	0-0	0	0	0	.000
12 TOMAS, JAN.....	.000	5-0	3	1	0	0	0	0	0	0	.000	0	0	2	0	.000	0	0	1-1	2	0	0	1.000
Totals.....	.190	6-6	174	14	33	5	0	1	11	41	.236	16	2	48	5	.264	1	2	4-10	150	66	12	.947
Opponents.....	.315	6-6	203	29	64	10	2	3	23	87	.429	20	5	45	7	.389	1	3	10-13	150	70	7	.969

LOB - Team (31), Opp (53). DPs turned - Team (7), Opp (5). IBB - Team (0), Opp (1). Picked off - HRUSOVSKY, K 1.

(All games Sorted by Earned run avg)

Player	ERA	W-L	APP	GS	CG	SHO/CBO	SV	IP	H	R	ER	BB	SO	2B	3B	HR	AB	B/Avg	WP	HBP	EK	SFA	SHA
28 HOMOLKA, JAN....	0.00	0-0	3	0	0	0/0	0	6.1	5	0	0	2	7	3	0	0	24	.208	0	1	0	0	0
2 REHACEK, JAN....	0.00	0-0	1	1	0	0/0	0	5.2	8	0	0	1	7	0	0	0	22	.364	0	0	1	0	0
6 BOKAJ, BORIS....	0.00	0-0	1	1	0	0/0	0	5.0	4	2	0	1	5	1	0	0	19	.211	0	0	0	0	0
46 MINARIK, PETR....	0.00	0-0	4	0	0	0/0	1	4.0	3	1	0	1	4	1	0	0	13	.231	0	0	0	1	0
10 PROCHAZKA, RADEK.	2.00	1-0	3	0	0	0/0	0	9.0	12	3	2	4	6	0	0	0	36	.333	0	0	0	0	0
23 TOUFAR, JAKUB...	3.00	0-1	2	0	0	0/0	1	3.0	1	2	1	1	4	0	0	0	12	.083	2	0	0	0	1
31 GAJDOS, MARIAN...	3.00	0-0	3	0	0	0/0	0	3.0	2	1	1	3	2	0	0	0	11	.182	0	1	0	0	0
36 KUBAT, LEOS.....	5.00	1-1	2	2	0	0/0	0	9.0	12	6	5	3	8	3	2	0	35	.343	1	2	0	0	2
13 SCHNEIDER, MARTIN	18.00	0-1	1	1	0	0/0	0	2.0	7	4	4	2	2	1	0	1	13	.538	0	0	0	0	0
92 MAREK, JIRI.....	27.00	0-1	1	1	0	0/0	0	2.0	5	6	6	2	1	0	1	10	.500	1	1	0	0	0	
32 DRABEK, JAN.....	36.00	0-0	1	0	0	0/0	0	1.0	5	4	4	0	0	0	0	1	8	.625	0	0	0	0	0
Totals.....	4.14	2-4	6	6	0	0/0	2	50.0	64	29	23	20	45	10	2	3	203	.315	4	5	1	1	3
Opponents.....	1.98	4-2	6	6	0	1/1	1	50.0	33	14	11	16	48	5	0	1	174	.190	4	2	1	1	2

PB - Team (3), CECH, P 2, BREN, M 1, Opp (1). Pickoffs - Team (3), REHACEK, J 1, KUBAT, L 1, MAREK, J 1, Opp (1). SBA/ATT - CECH, P (7-7), BREN, M (3-5), MAREK, J (4-4), KUBAT, L (1-3), PROCHAZKA, R (2-2), MINARIK, P (1-1), SCHNEIDER, M (1-1), GAJDOS, M (1-1), REHACEK, J (0-1).


(All games Sorted by Fielding pct)

Player	C	PO	A	E	FLD%	Dps	SBA	CSB	SBA%	PB	CI
29 BREN, MICHAL.....	28	22	6	0	1.000	0	3	2	.600	1	0
15 MALIK, JAKUB.....	6	6	0	0	1.000	0	0	0	---	0	0
26 HRUSOVSKY, KAREL.	6	5	1	0	1.000	0	0	0	---	0	0
36 KUBAT, LEOS.....	6	2	4	0	1.000	0	1	2	.333	0	0
28 HOMOLKA, JAN.....	5	4	1	0	1.000	0	0	0	---	0	0
2 REHACEK, JAN....	3	0	3	0	1.000	1	0	1	.000	0	0
46 MINARIK, PETR....	2	1	1	0	1.000	1	1	0	1.000	0	0
12 TOMAS, JAN.....	2	2	0	0	1.000	0	0	0	---	0	0
13 SCHNEIDER, MARTIN	1	0	1	0	1.000	0	1	0	1.000	0	0
92 MAREK, JIRI.....	1	0	1	0	1.000	0	4	0	1.000	0	0
23 TOUFAR, JAKUB...	1	1	0	0	1.000	0	0	0	---	0	0
24 BUDSKY, PAVEL....	50	48	1	1	.980	7	0	0	---	0	0
32 DRABEK, JAN.....	18	5	12	1	.944	0	0	0	---	0	0
18 PETRIK, ONDREJ...	16	7	8	1	.938	3	0	0	---	0	0
33 BAROCH, PETR.....	29	11	16	2	.931	6	0	0	---	0	0
39 VESELY, MARTIN...	12	11	0	1	.917	0	0	0	---	0	0
16 HAJTMAR, JAKUB...	18	6	10	2	.889	1	0	0	---	0	0
64 CECH, PETR.....	22	18	1	3	.864	0	7	0	1.000	2	0
1 NAVRATIL, ALES...	2	1	0	1	.500	0	0	0	---	0	0
6 BOKAJ, BORIS.....	0	0	0	0	.000	0	0	0	---	0	0
10 PROCHAZKA, RADEK.	0	0	0	0	.000	0	2	0	1.000	0	0
31 GAJDOS, MARIAN...	0	0	0	0	.000	0	1	0	1.000	0	0
25 STRITECKY, MARTIN	0	0	0	0	.000	0	0	0	---	0	0
Totals.....	228	150	66	12	.947	7	10	3	.769	3	0
Opponents.....	227	150	70	7	.969	5	4	6	.400	1	0



EUROBASEBALL'07

Estadísticas totales de equipo – Total Team Stats



France

FRA

Overall Statistics (as of Sep 16, 2007)
(All games Sorted by Batting avg)

Record: 4-4 Home: 2-1 Away: 2-3 Barcelona 07: 4-4

Player	AVG	GP-GS	AB	R	H	2B	3B	HR	RBI	TB	SLG%	BB	HBP	SO	GDP	OB%	SF	SH	SB-ATT	PO	A	E	FLD%
16 PEYRICHOU, FLORIA	.286	8-8	28	1	8	2	0	1	5	13	.464	3	0	5	0	.355	0	0	1-2	24	22	3	.939
2 HERVE, SEBASTIEN..	.280	8-8	25	6	7	3	1	0	6	12	.480	6	1	3	0	.424	1	1	7-9	12	24	1	.973
5 HAGIWARA, KENJI..	.250	8-8	24	4	6	0	0	0	3	6	.250	2	1	5	0	.333	0	3	3-3	16	0	0	1.000
26 BOUTAGRA, JAMEL..	.222	8-8	27	3	6	3	0	0	1	9	.333	2	3	5	1	.344	0	0	0-0	16	2	0	1.000
25 ROUSSEAU, JEROME.	.200	7-5	15	3	3	0	0	1	1	6	.400	3	0	6	0	.333	0	0	0-0	20	5	1	.962
13 MARCHE, BORIS....	.194	8-8	31	2	6	0	0	0	3	6	.194	1	0	1	0	.219	0	0	0-0	50	7	2	.966
24 FESSY, GASPARD...	.185	8-8	27	2	5	1	1	0	4	8	.296	2	1	8	0	.258	1	0	0-0	15	0	1	.938
9 BERT, JORIS.....	.167	8-8	24	6	4	0	0	0	3	4	.167	7	0	10	0	.355	0	0	2-3	17	0	1	.944
23 MEURANT, DAVID...	.091	8-8	22	3	2	1	0	1	2	6	.273	4	1	7	0	.259	0	0	0-0	2	12	1	.933
14 GAUTHIER, DAVID..	.000	4-3	8	0	0	0	0	0	0	0	.000	2	0	1	1	.200	0	1	0-0	10	1	2	.846
15 PIQUET, LUC.....	.000	5-0	4	1	0	0	0	0	0	0	.000	0	0	1	0	.000	0	0	0-0	0	0	0	.000
22 FERREIRA, VINCENT	.000	1-0	1	0	0	0	0	0	0	0	.000	0	0	1	0	.000	0	0	0-0	0	0	0	.000
30 LE GUILLOU, PIERR	.000	1-0	1	0	0	0	0	0	0	0	.000	0	0	0	0	.000	0	0	0-0	0	0	0	.000
Totals.....	.198	8-8	237	31	47	10	2	3	28	70	.295	32	7	53	2	.309	2	5	13-17	195	83	13	.955
Opponents.....	.264	8-8	250	40	66	8	2	1	32	81	.324	32	10	41	4	.362	6	2	4-6	198	97	11	.964

LOB - Team (54), Opp (65). DPs turned - Team (7), Opp (2). IBB - Team (1), HERVE, S 1, Opp (2). Picked off - ROUSSEAU, J 1, PEYRICHOU, F 1.

(All games Sorted by Earned run avg)

Player	ERA	W-L	APP	GS	CG	SHO/CBO	SV	IP	H	R	ER	BB	SO	2B	3B	HR	AB	B/Avg	WP	HBP	BK	SFA	SHA
28 LEMESTRE, PIERRIC	0.00	0-0	3	0	0	0/0	1	7.1	6	0	0	2	6	0	0	0	28	.214	0	2	0	0	0
11 BRELLE A., MATTHI	0.00	0-0	2	0	0	0/0	1	2.2	0	1	0	3	1	0	0	0	8	.000	0	0	0	1	0
7 LECOURIEUX, PHILI	0.00	0-0	1	0	0	0/0	0	1.1	1	1	0	3	1	0	0	0	5	.200	0	0	0	0	0
19 DUBAUT, NICOLAS..	0.66	2-0	2	2	1	1/0	0	13.2	13	1	5	7	1	0	0	50	.260	0	1	0	1	0	
10 MEURANT, SAMUEL..	3.94	1-1	2	2	1	0/0	0	16.0	10	7	7	5	12	1	2	0	55	.182	2	1	0	1	1
6 PIQUET, ANTHONY..	4.76	0-2	2	2	0	0/0	0	11.1	10	8	6	6	10	2	0	0	40	.250	0	3	0	1	1
29 LEBLANC, MAXIME..	5.40	1-0	2	1	0	0/0	0	6.2	8	4	4	2	3	0	0	0	27	.296	1	3	0	0	0
18 MASSE, EDOUARD...	12.00	0-1	1	1	0	0/0	0	3.0	5	4	4	3	1	0	0	1	14	.357	1	0	0	0	0
21 CARLSON, PATRICK.	13.50	0-0	1	0	0	0/0	0	0.2	2	1	1	0	0	1	0	0	3	.667	0	0	0	1	0
20 CROS, GREGORY....	27.00	0-0	1	0	0	0/0	0	1.0	4	8	3	3	0	1	0	0	9	.444	1	0	0	1	0
12 OUIN, GIOVANNI...	33.75	0-0	1	0	0	0/0	0	1.1	7	5	5	0	0	2	0	0	11	.636	0	0	0	0	0
Totals.....	4.29	4-4	8	8	2	1/0	2	65.0	66	40	31	32	41	8	2	1	250	.264	5	10	0	6	2
Opponents.....	3.27	4-4	8	8	1	1/1	1	66.0	47	31	24	32	53	10	2	3	237	.198	3	7	1	2	5

Pickoffs - Team (1), PIQUET, A 1, Opp (2). SBA/ATT - MARCHE, B (4-5), PIQUET, A (2-3), MASSE, E (1-1), LECOURIEUX, P (0-1), BOUTAGRA, J (0-1), LEBLANC, M (1-1).

(All games Sorted by Fielding pct)

Player	C	PO	A	E	FLD%	Dps	SBA	CSB	SBA%	PB	CI
26 BOUTAGRA, JAMEL..	18	16	2	0	1.000	0	0	1	.000	0	0
5 HAGIWARA, KENJI..	16	16	0	0	1.000	0	0	0	---	0	0
19 DUBAUT, NICOLAS..	9	8	1	0	1.000	1	0	0	---	0	0
10 MEURANT, SAMUEL..	6	5	1	0	1.000	0	0	0	---	0	0
6 PIQUET, ANTHONY..	3	0	3	0	1.000	0	2	1	.667	0	0
28 LEMESTRE, PIERRIC	2	0	2	0	1.000	0	0	0	---	0	0
21 CARLSON, PATRICK.	1	0	1	0	1.000	0	0	0	---	0	0
11 BRELLE A., MATTHI	1	0	1	0	1.000	0	0	0	---	0	0
29 LEBLANC, MAXIME..	1	0	1	0	1.000	0	1	0	1.000	0	0
2 HERVE, SEBASTIEN..	37	12	24	1	.973	4	0	0	---	0	0
13 MARCHE, BORIS....	59	50	7	2	.966	3	4	1	.800	0	0
25 ROUSSEAU, JEROME.	26	20	5	1	.962	0	0	0	---	0	0
9 BERT, JORIS.....	18	17	0	1	.944	0	0	0	---	0	0
16 PEYRICHOU, FLORIA	49	24	22	3	.939	5	0	0	---	0	0
24 FESSY, GASPARD...	16	15	0	1	.938	0	0	0	---	0	0
23 MEURANT, DAVID...	15	2	12	1	.933	1	0	0	---	0	0
14 GAUTHIER, DAVID..	13	10	1	2	.846	3	0	0	---	0	0
18 MASSE, EDOUARD...	1	0	0	1	.000	0	1	0	1.000	0	0
12 OUIN, GIOVANNI...	0	0	0	0	.000	0	0	0	---	0	0
20 CROS, GREGORY....	0	0	0	0	.000	0	0	0	---	0	0
15 PIQUET, LUC.....	0	0	0	0	.000	0	0	0	---	0	0
30 LE GUILLOU, PIERR	0	0	0	0	.000	0	0	0	---	0	0
22 FERREIRA, VINCENT	0	0	0	0	.000	0	0	0	---	0	0
7 LECOURIEUX, PHILI	0	0	0	0	.000	0	0	1	.000	0	0
Totals.....	291	195	83	13	.955	7	4	2	.667	0	0
Opponents.....	306	198	97	11	.964	2	13	4	.765	0	0



Eurobaseball'07

Estadísticas totales de equipo – Total Team Stats



Germany

GER

All games Sorted by Batting avg)
Record: 4-1 Home: 3-0 Away: 1-1 Barcelona 07: 4-1

Player	AVG	GP-GS	AB	R	H	2B	3B	HR	RBI	TB	SLG%	BB	HBP	SO	GDP	OB%	SF	SH	SB-ATT	PO	A	E	FLD%
2 FRANKE, MICHAEL...	.417	4-3	12	0	5	2	0	0	2	7	.583	1	0	2	1	.462	0	0	0-0	21	1	0	1.000
31 GRUBER, ROBERT...	.412	5-5	17	5	7	4	0	1	6	14	.824	1	2	3	0	.500	0	1	0-0	6	1	0	1.000
26 LAUTERBACH, ALEXAN	.400	3-1	5	1	2	0	0	0	0	2	.400	1	0	3	0	.500	0	0	0-0	7	1	0	1.000
24 HOPFENSBERGER, KL	.364	5-4	11	4	4	1	0	1	2	8	.727	6	1	2	0	.611	0	0	0-0	0	0	0	.000
16 GUHRING, SIMON...	.350	5-5	20	5	7	1	0	0	1	8	.400	3	0	0	0	.435	0	0	2-2	11	0	0	1.000
2 LUTZ, SASCHA....	.350	5-5	20	3	7	2	0	0	3	9	.450	3	0	8	0	.435	0	0	1-1	2	0	0	1.000
19 GRONAUER, KAI....	.333	5-5	18	6	6	2	2	1	7	15	.833	3	0	1	1	.429	0	1	0-0	29	5	0	1.000
8 GIENGER, MARKUS...	.333	2-1	3	0	1	0	0	0	0	1	.333	0	1	0	0	.500	0	0	0-0	9	1	0	1.000
11 JANZEN, ANDREAS...	.278	5-5	18	3	5	0	0	0	6	5	.278	2	0	2	0	.350	0	0	0-1	10	20	4	.882
12 WULF, DOMINIK....	.200	5-5	20	4	4	2	0	1	3	9	.450	0	2	2	0	.261	1	0	1-2	6	7	0	1.000
21 HEYMER, JENS....	.200	4-1	5	1	1	0	0	0	1	1	.200	1	0	1	0	.333	0	0	0-0	17	1	1	.947
14 SPEER, JENDRICK..	.154	5-4	13	3	2	0	1	0	2	4	.308	5	1	4	0	.400	1	1	1-1	6	10	1	.941
4 HOWARD, PHILIPP..	.000	4-1	3	0	0	0	0	0	0	0	.000	1	0	1	0	.250	0	1	0-1	1	4	0	1.000
28 GESSMAN, RODNEY..	.000	1-0	1	1	0	0	0	0	0	0	.000	0	0	0	0	.000	0	0	0-0	0	1	0	1.000
18 HEILMANN, EUGEN..	.000	1-0	0	0	0	0	0	0	0	0	.000	0	0	0	0	.000	0	0	0-0	0	0	0	.000
Totals.....	.307	5-5	166	36	51	14	3	4	33	83	.500	27	7	29	2	.421	2	4	5-8	126	59	7	.964
Opponents.....	.176	5-5	142	15	25	2	1	0	11	29	.204	14	4	40	6	.269	0	1	3-7	121	49	12	.934

LOB - Team (49), Opp (20). DPs turned - Team (8), Opp (3).

(All games Sorted by Earned run avg)

Player	ERA	W-L	APP	GS	CG	SHO/CBO	SV	IP	H	R	ER	BB	SO	2B	3B	HR	AB	B/Avg	WP	HBP	EK	SFA	SHA
33 MOLLER, MANUEL...	0.00	1-0	1	1	1	1/0	0	7.0	0	0	0	1	7	0	0	0	20	.000	0	0	0	0	0
23 HEID, MIRKO.....	0.00	0-0	1	0	0	0/0	0	4.0	1	0	0	1	0	0	0	0	10	.100	0	2	0	0	0
28 GESSMAN, RODNEY..	0.00	1-0	2	0	0	0/0	0	2.1	0	0	0	1	1	0	0	0	7	.000	1	0	0	0	0
22 FRIES, DIRK.....	0.00	0-0	1	0	0	0/0	0	1.2	0	0	0	0	1	0	0	0	5	.000	0	0	0	0	0
15 HOPFSCHILD, PHILI	0.00	0-0	1	0	0	0/0	0	1.1	0	0	0	0	0	0	0	0	4	.000	0	0	0	0	0
9 MARQUEZ R., ENORB	0.75	2-0	2	2	0	0/0	0	12.0	8	1	1	2	16	0	1	0	42	.190	1	0	0	0	0
6 ALMSTETTER, MARTI	4.50	0-0	2	0	0	0/0	0	2.0	3	1	1	1	2	0	0	0	9	.333	0	0	0	0	0
29 HUGHES, ANDRE....	4.91	0-0	1	1	0	0/0	0	7.1	5	4	4	2	6	1	0	0	23	.217	0	2	0	0	1
25 HENKENJOHANN, TIM	11.25	0-1	1	1	0	0/0	0	4.0	6	6	5	5	7	1	0	0	19	.316	3	0	0	0	0
18 HEILMANN, EUGEN..	27.00	0-0	1	0	0	0/0	0	0.1	2	3	1	1	0	0	0	0	3	.667	0	0	0	0	0
Totals.....	2.57	4-1	5	5	1	1/0	0	42.0	25	15	12	14	40	2	1	0	142	.176	5	4	0	0	1
Opponents.....	7.36	1-4	5	5	0	0/0	1	40.1	51	36	33	27	29	14	3	4	166	.307	5	7	1	2	4

SBA/ATT - GRONAUER, K (2-4), HUGHES, A (1-2), HENKENJOH.,T (2-2), MARQUEZ, E (0-2), GESSMANN, R (0-1), GUHRING, S (1-1).

(All games Sorted by Fielding pct)

Player	C	PO	A	E	FLD%	DPS	SBA	CSB	SBA%	PB	CI
19 GRONAUER, KAI....	34	29	5	0	1.000	0	2	2	.500	0	0
32 FRANKE, MICHAEL..	22	21	1	0	1.000	4	0	0	---	0	0
12 WULF, DOMINIK....	13	6	7	0	1.000	1	0	0	---	0	0
16 GUHRING, SIMON...	11	11	0	0	1.000	0	1	0	1.000	0	0
8 GIENGER, MARKUS..	10	9	1	0	1.000	0	0	0	---	0	0
26 LAUTERBACH, ALEXAN	8	7	1	0	1.000	2	0	0	---	0	0
31 GRUBER, ROBERT...	7	6	1	0	1.000	1	0	0	---	0	0
4 HOWARD, PHILIPP..	5	1	4	0	1.000	1	0	0	---	0	0
29 HUGHES, ANDRE....	3	1	2	0	1.000	1	1	1	.500	0	0
2 LUTZ, SASCHA....	2	2	0	0	1.000	0	0	0	---	0	0
33 MOLLER, MANUEL...	2	0	2	0	1.000	0	0	0	---	0	0
23 HEID, MIRKO.....	1	0	1	0	1.000	0	0	0	---	0	0
28 GESSMAN, RODNEY..	1	0	1	0	1.000	0	0	1	.000	0	0
9 MARQUEZ R., ENORB	1	0	1	0	1.000	0	0	2	.000	0	0
21 HEYMER, JENS....	19	17	1	1	.947	2	0	0	---	0	0
14 SPEER, JENDRICK..	17	6	10	1	.941	3	0	0	---	0	0
11 JANZEN, ANDREAS..	34	10	20	4	.882	6	0	0	---	0	0
25 HENKENJOHANN, TIM	2	0	1	1	.500	0	2	0	1.000	0	0
24 HOPFENSBERGER, KL	0	0	0	0	.000	0	0	0	---	0	0
22 FRIES, DIRK.....	0	0	0	0	.000	0	0	0	---	0	0
15 HOPFSCHILD, PHILI	0	0	0	0	.000	0	0	0	---	0	0
18 HEILMANN, EUGEN..	0	0	0	0	.000	0	0	0	---	0	0
6 ALMSTETTER, MARTI	0	0	0	0	.000	0	0	0	---	0	0
Totals.....	192	126	59	7	.964	8	3	4	.429	0	0
Opponents.....	182	121	49	12	.934	3	5	3	.625	0	0



EUROBASEBALL'07

Estadísticas totales de equipo – Total Team Stats



Great Britain

GBR

Overall Statistics (as of Sep 16, 2007)
(All games Sorted by Batting avg)

Record: 5-3 Home: 2-1 Away: 3-2 Barcelona 07: 5-3

Player	AVG	GP-GS	AB	R	H	2B	3B	HR	RBI	TB	SLG%	BB	HBP	SO	GDP	OB%	SF	SH	SB-ATT	PO	A	E	FLD%
34 UST, BRANT.....	.613	8-8	31	12	19	7	0	2	11	32	1.032	7	1	3	1	.692	0	0	0-0	16	26	1	.977
26 NICKEAS, MIKE....	.424	8-8	33	4	14	3	0	1	10	20	.606	4	1	2	0	.487	1	0	0-0	46	5	1	.981
28 YOUNG, IAN.....	.345	8-8	29	2	10	2	0	1	11	15	.517	5	2	3	0	.472	0	0	0-0	71	2	1	.986
15 FALLS, CHRIS.....	.308	4-3	13	3	4	2	0	0	0	6	.462	1	2	2	0	.438	0	0	0-0	3	7	1	.909
21 HEATH, DARREN....	.294	5-4	17	3	5	0	0	0	2	5	.294	1	0	1	0	.316	1	1	0-0	16	0	0	1.000
9 McQUEARY-ENNIS,AE	.265	8-8	34	10	9	2	0	0	1	11	.324	5	1	8	0	.375	0	0	0-0	14	2	0	1.000
10 ROBERTS, ADAM....	.250	7-6	24	6	6	1	0	0	1	7	.292	2	0	4	0	.308	0	2	0-1	12	14	2	.929
13 COLLINS, TIMOTHY..	.227	8-7	22	2	5	0	0	0	1	5	.227	3	2	6	0	.370	0	0	1-2	7	26	2	.943
7 RUTHERFORD, JAMES	.200	8-6	25	1	5	0	0	0	0	5	.200	0	0	12	0	.200	0	2	1-3	9	0	1	.900
4 MALIHOUDIS, ALEX..	.167	5-3	12	2	2	0	0	0	1	2	.167	1	0	1	0	.231	0	0	1-1	5	0	0	1.000
31 EVANS, MITCH.....	.167	5-4	12	2	2	0	0	0	1	2	.167	4	0	8	0	.375	0	0	0-0	0	0	0	.000
2 MARCELINO, BRADLE	.150	7-6	20	2	3	1	0	0	2	4	.200	2	0	6	1	.227	0	0	0-0	5	0	0	1.000
8 BROWN, STEPHEN...	.000	3-1	5	1	0	0	0	0	0	0	.000	2	0	3	0	.286	0	0	0-0	1	1	0	1.000
25 PYCOCK, CRAIG....	.000	3-0	3	0	0	0	0	0	0	0	.000	0	0	1	0	.000	0	0	0-0	1	0	0	1.000
29 FREEBORN, GEOFF..	.000	2-0	1	0	0	0	0	0	0	0	.000	0	0	0	0	.000	0	0	1-1	3	1	0	1.000

3 RENERY, MICHAEL..	.000	1-0	0	1	0	0	0	0	0	0	.000	0	0	0	0	.000	0	0	0-0	0	1	0	1.000
Totals.....	.299	8-8	281	51	84	18	0	4	41	114	.406	37	9	60	2	.395	2	5	4-8	210	106	10	.969
Opponents.....	.260	8-8	265	44	69	12	2	4	41	97	.366	28	12	41	5	.353	4	8	7-8	210	80	17	.945

LOB - Team (73), Opp (63). DPs turned - Team (7), Opp (3). IBB - Team (3), UST, B 1, NICKEAS, M 1, YOUNG, I 1, Opp (1).
Picked off - HEATH, D 1, FALLS, C 1.

(All games Sorted by Earned run avg)

Player	ERA	W-L	APP	GS	CG	SHO/CBO	SV	IP	H	R	ER	BB	SO	2B	3B	HR	AB	B/Avg	WP	HBP	BK	SFA	SHA
9 McQUEARY-ENNIS,AE	0.00	0-0	3	0	0	0/1	1	3.1	3	0	0	1	2	0	0	0	12	.250	0	1	0	1	0
35 TONGUE, GARY PETE	0.00	0-0	2	0	0	0/1	0	1.1	1	0	0	0	0	1	0	0	5	.200	0	2	0	0	0
29 FREEBORN, GEOFF..	1.42	1-0	4	0	0	0/0	0	6.1	5	1	1	2	6	1	0	0	23	.217	0	1	0	1	1
30 SMITH, ALEXANDER..	2.51	0-0	3	2	0	0/0	0	14.1	12	8	4	3	8	2	0	2	53	.226	1	2	0	1	3
33 ESSERY, BRIAN....	3.31	1-1	3	3	0	0/1	0	16.1	17	9	6	4	3	2	0	1	61	.279	0	1	2	1	1
18 JEW, SAM.....	4.91	0-1	2	1	0	0/0	0	7.1	14	5	4	1	2	0	0	33	.424	0	0	0	0	2	
14 WHITEHEAD, SAM...	5.79	1-0	2	0	0	0/1	0	4.2	5	3	3	0	6	2	0	0	18	.278	0	0	0	0	0
23 LIEBENBERG, RODDI	6.75	0-0	2	0	0	0/0	0	1.1	3	1	1	0	2	0	1	0	7	.429	1	0	0	0	0
32 SPRAGG, STEPHEN..	7.27	2-1	5	0	0	0/0	1	8.2	4	7	7	3	5	1	1	0	30	.133	0	5	0	0	1
3 RENERY, MICHAEL..	10.80	0-0	2	2	0	0/0	0	5.0	2	6	6	9	5	1	0	0	16	.125	1	0	0	0	0
22 WATERMAN, PAUL...	27.00	0-0	2	0	0	0/1	0	1.0	2	3	3	1	3	0	0	1	5	.400	0	0	0	0	0
25 PYCOCK, CRAIG....	27.00	0-0	2	0	0	0/1	0	0.1	1	1	1	1	0	0	0	0	2	.500	0	0	0	0	0
Totals.....	4.63	5-3	8	8	0	1/1	2	70.0	69	44	36	28	41	12	2	4	265	.260	3	12	2	4	8
Opponents.....	5.14	3-5	8	8	0	1/1	0	70.0	84	51	40	37	60	18	0	4	281	.299	3	9	1	2	5

PB - Team (0), Opp (1). Pickoffs - Team (0), Opp (2). SBA/ATT - NICKEAS, M (7-8), ESSERY, B (2-2), FREEBORN, G (2-2), SMITH, A (1-1), McQUEARY-E A (1-1), RENERY, M (0-1), JEW, S (1-1).

(All games Sorted by Fielding pct)

Player	C	PO	A	E	FLD%	DPs	SBA	CSB	SBA%	PB	CI
21 HEATH, DARREN....	16	16	0	0	1.000	0	0	0	---	0	0
9 McQUEARY-ENNIS,AE	16	14	2	0	1.000	2	1	0	1.000	0	0
33 ESSERY, BRIAN....	8	0	8	0	1.000	1	2	0	1.000	0	0
18 JEW, SAM.....	6	1	5	0	1.000	0	1	0	1.000	0	0
2 MARCELINO, BRADLE	5	5	0	0	1.000	0	0	0	---	0	0
4 MALIHOUDIS, ALEX..	5	5	0	0	1.000	0	0	0	---	0	0
29 FREEBORN, GEOFF..	4	3	1	0	1.000	0	2	0	1.000	0	0
30 SMITH, ALEXANDER..	3	0	3	0	1.000	0	1	0	1.000	0	0
8 BROWN, STEPHEN...	2	1	1	0	1.000	0	0	0	---	0	0
25 PYCOCK, CRAIG....	1	1	0	0	1.000	0	0	0	---	0	0
3 RENERY, MICHAEL..	1	0	1	0	1.000	0	0	1	.000	0	0
28 YOUNG, IAN.....	74	71	2	1	.986	5	0	0	---	0	0
26 NICKEAS, MIKE....	52	46	5	1	.981	2	7	1	.875	0	0
34 UST, BRANT.....	43	16	26	1	.977	3	0	0	---	0	0
13 COLLINS, TIMOTHY..	35	7	26	2	.943	2	0	0	---	0	0
10 ROBERTS, ADAM....	28	12	14	2	.929	2	0	0	---	0	0
15 FALLS, CHRIS.....	11	3	7	1	.909	0	0	0	---	0	0
7 RUTHERFORD, JAMES	10	9	0	1	.900	0	0	0	---	0	0
32 SPRAGG, STEPHEN..	6	0	5	1	.833	0	0	0	---	0	0
23 LIEBENBERG, RODDI	0	0	0	0	.000	0	0	0	---	0	0
35 TONGUE, GARY PETE	0	0	0	0	.000	0	0	0	---	0	0
22 WATERMAN, PAUL...	0	0	0	0	.000	0	0	0	---	0	0
14 WHITEHEAD, SAM...	0	0	0	0	.000	0	0	0	---	0	0
31 EVANS, MITCH.....	0	0	0	0	.000	0	0	0	---	0	0
Totals.....	326	210	106	10	.969	7	7	1	.875	0	0
Opponents.....	307	210	80	17	.945	3	4	4	.500	1	0



EUROBASEBALL'07

Estadísticas totales de equipo – Total Team Stats



Italy

ITA

Overall Statistics (as of Sep 16, 2007)
(All games Sorted by Batting avg)

Record: 4-2 Home: 1-2 Away: 3-0 Barcelona 07: 4-2

Player	AVG	GP-GS	AB	R	H	2B	3B	HR	RBI	TB	SLG%	BB	HBP	SO	GDP	OB%	SF	SH	SB-ATT	PO	A	E	FLD%
40 MAZZANTI, GIUSEPP	.522	6-6	23	7	12	4	0	0	4	16	.696	3	1	2	0	.593	0	1	0-0	26	8	2	.944
19 LIDDI, ALEX.....	.471	4-4	17	3	8	2	0	0	4	10	.588	0	0	4	0	.421	2	0	1-1	26	5	0	1.000
22 AVAGNINA, LORENZO	.455	4-2	11	3	5	1	0	0	3	6	.545	1	0	3	0	.500	0	0	1-1	4	0	0	1.000
36 DE BIASE,MAXIMILI	.417	6-6	24	3	10	2	0	1	5	15	.625	1	3	2	1	.500	0	0	0-0	0	0	0	.000
34 DALLOSPEDALE, DAV	.385	6-6	26	2	10	1	0	0	3	11	.423	2	0	1	0	.429	0	1	3-3	10	11	2	.913
9 MAZZUCA, JOSEPH S	.333	5-2	9	1	3	0	2	0	2	7	.778	3	0	1	0	.500	0	0	0-0	2	4	0	1.000
31 CHAPELLI, LAIDEL.	.320	6-6	25	7	8	1	0	1	3	12	.480	3	0	2	1	.393	0	0	1-2	5	0	0	1.000
42 CHIARINI, MARIO..	.320	6-6	25	4	8	1	0	0	1	9	.360	0	0	3	4	.320	0	0	0-0	7	1	0	1.000
6 PARISI, VICENT J.	.235	5-4	17	2	4	1	0	0	2	5	.294	1	1	3	0	.316	0	0	0-0	46	3	3	.942
3 BUCCHERI, JAMES F	.235	5-4	17	2	4	0	0	0	3	4	.235	5	2	1	1	.458	0	0	2-2	7	0	1	.875
1 SANTORA, JACK A..	.222	6-5	18	4	4	0	0	1	3	7	.389	6	0	4	0	.400	1	1	1-1	4	15	1	.950
33 CERIANI, MATHEW S	.143	2-2	7	0	1	0	0	0	1	1	.143	0	0	0	0	.143	0	0	0-0	16	2	0	1.000
11 LA FERA, SETH....	.000	1-1	1	0	0	0	0	0	0	0	.000	1	0	0	0	.500	0	0	0-0	0	2	0	1.000
Totals.....	.350	6-6	220	38	77	13	2	3	34	103	.468	26	7	26	7	.430	3	3	9-10	159	65	9	.961
Opponents.....	.215	6-6	191	15	41	9	0	0	12	50	.262	16	8	62	3	.302	0	2	7-11	156	83	7	.972

LOB - Team (65), Opp (43). DPs turned - Team (4), Opp (8). IBB - Team (0), Opp (1).

(All games Sorted by Earned run avg)

Player	ERA	W-L	APP	GS	CG	SHO/CBO	SV	IP	H	R	ER	BB	SO	2B	3B	HR	AB	B/Avg	WP	HBP	BK	SFA	SHA
23 RICHETTI, CARLO M	0.00	1-0	2	1	0	0/1	0	8.0	0	0	0	2	7	0	0	0	25	.000	0	1	0	0	0
37 CARRARA, GIOVANNI	0.00	1-0	1	1	0	0/1	0	7.0	3	0	0	0	8	0	0	0	24	.125	0	0	0	0	0
26 MILANO, FABIO....	0.00	0-0	2	0	0	0/1	0	3.1	2	0	0	1	5	0	0	0	12	.167	0	0	0	0	0
25 DI ROMA, CRISTOPH	0.00	0-0	2	0	0	0/0	0	3.0	1	0	0	0	4	0	0	0	10	.100	0	0	0	0	0
10 PEZZULO, CARLOS A	0.00	0-0	3	0	0	0/0	0	2.2	3	0	0	1	3	0	0	0	7	.429	0	2	1	0	1
18 D'ANGELO, MATTEO.	1.35	1-0	2	1	0	0/1	0	6.2	5	2	1	6	6	2	0	0	24	.208	0	0	0	0	0
12 PATRONE, SANDY E.	1.93	0-0	1	1	0	0/0	0	4.2	3	1	1	3	6	1	0	0	17	.176	0	1	0	0	0
17 MAESTRI, ALESSAND	2.25	0-0	2	0	0	0/1	0	4.0	4	1	1	0	8	1	0	0	16	.250	1	0	0	0	0
43 DE SANTIS, RICCAR	2.57	1-0	1	1	0	0/0	0	7.0	8	2	2	1	8	4	0	0	27	.296	0	2	0	0	0
13 CORRADINI, ROBERT	9.64	0-1	2	0	0	0/0	0	4.2	8	5	5	1	4	1	0	0	19	.421	0	1	0	0	1
38 NORRITO, GIUSEPPE	13.50	0-1	2	1	0	0/1	0	2.0	4	4	3	1	3	0	0	0	10	.400	1	1	0	0	0
Totals.....	2.21	4-2	6	6	0	2/2	0	53.0	41	15	13	16	62	9	0	0	191	.215	2	8	1	0	2
Opponents.....	5.71	2-4	6	6	0	0/0	2	52.0	77	38	33	26	62	13	2	3	220	.350	0	7	2	3	3

PB - Team (1), CERIANI, M.S 1, Opp (1). Pickoffs - Team (3), PEZZULO, C.A 2, DE SANTIS, R 1. SBA/ATT - CERIANI, M.S (4-5), PARISI, V.J. (3-4), PEZZULO, C.A (1-3), PATRONE, S.E (2-2), D'ANGELO, M (0-1), CORRADINI, R (1-1), MAESTRI, A (1-1), DI ROMA, C (1-1), DE SANTIS, R (0-1), NORRITO, G (1-1).

(All games Sorted by Fielding pct)

Player	C	PO	A	E	FLD%	DPS	SBA	CSB	SBA%	PB	CI
19 LIDDI, ALEX.....	31	26	5	0	1.000	3	0	0	---	0	0
33 CERIANI, MATHEW S	18	16	2	0	1.000	0	4	1	.800	1	0
42 CHIARINI, MARIO..	8	7	1	0	1.000	0	0	0	---	0	0
9 MAZZUCA, JOSEPH S	6	2	4	0	1.000	0	0	0	---	0	0
43 DE SANTIS, RICCAR	6	0	6	0	1.000	0	0	1	.000	0	0
31 CHAPELLI, LAIDEL.	5	5	0	0	1.000	0	0	0	---	0	0
22 AVAGNINA, LORENZO	4	4	0	0	1.000	0	0	0	---	0	0
23 RICHETTI, CARLO M	4	1	3	0	1.000	1	0	0	---	0	0
10 PEZZULO, CARLOS A	4	1	3	0	1.000	0	1	2	.333	0	0
13 CORRADINI, ROBERT	3	2	1	0	1.000	0	1	0	1.000	0	0
11 LA FERA, SETH....	2	0	2	0	1.000	0	0	0	---	0	0
37 CARRARA, GIOVANNI	1	0	1	0	1.000	0	0	0	---	0	0
38 NORRITO, GIUSEPPE	1	1	0	0	1.000	0	1	0	1.000	0	0
17 MAESTRI, ALESSAND	1	1	0	0	1.000	0	1	0	1.000	0	0
1 SANTORA, JACK A..	20	4	15	1	.950	3	0	0	---	0	0
40 MAZZANTI, GIUSEPP	36	26	8	2	.944	1	0	0	---	0	0
6 PARISI, VICENT J.	52	46	3	3	.942	0	3	1	.750	0	0
34 DALLOSPEDALE, DAV	23	10	11	2	.913	3	0	0	---	0	0
3 BUCCHERI, JAMES F	8	7	0	1	.875	0	0	0	---	0	0
18 D'ANGELO, MATTEO.	0	0	0	0	.000	0	0	1	.000	0	0
36 DE BIASE,MAXIMILI	0	0	0	0	.000	0	0	0	---	0	0
26 MILANO, FABIO....	0	0	0	0	.000	0	0	0	---	0	0
12 PATRONE, SANDY E.	0	0	0	0	.000	0	2	0	1.000	0	0
25 DI ROMA, CRISTOPH	0	0	0	0	.000	0	1	0	1.000	0	0
Totals.....	233	159	65	9	.961	4	7	4	.636	1	0
Opponents.....	246	156	83	7	.972	8	9	1	.900	1	0



EUROBASEBALL'07

Estadísticas totales de equipo – Total Team Stats

	Netherlands	NED
---	--------------------	------------

Overall Statistics (as of Sep 16, 2007)
(All games Sorted by Batting avg)

Record: 8-0 Home: 5-0 Away: 3-0 Barcelona 07: 8-0

Player	AVG	GP-GS	AB	R	H	2B	3B	HR	RBI	TB	SLG%	BB	HBP	SO	GDP	OB%	SF	SH	SB-ATT	PO	A	E	FLD%
33 BERNADINA, ROGEAR	.632	7-7	19	18	12	2	0	2	7	20	1.053	9	1	1	0	.759	0	0	6-6	8	1	0	1.000
2 DECASTER, YURENDE	.483	8-8	29	11	14	2	0	1	15	19	.655	9	0	2	0	.605	0	0	1-1	39	9	1	.980
4 STATIA, HAINLEY..	.429	8-8	35	13	15	2	0	1	9	20	.571	3	0	1	1	.474	0	0	2-2	11	22	1	.971
30 LEGITO, RAYLINOE.	.423	8-8	26	10	11	4	0	4	15	27	1.038	6	0	3	1	.515	1	1	0-0	4	12	2	.889
27 ROMBLEY, DANNY...	.417	7-7	24	7	10	1	1	0	8	13	.542	3	0	2	0	.481	0	0	0-0	3	0	0	1.000
12 ADRIANA, SHARNOL.	.400	8-8	25	10	10	3	0	1	11	16	.640	9	2	3	1	.568	1	0	1-1	11	1	0	1.000
26 HALMAN, GREGORY..	.357	6-3	14	6	5	1	0	0	0	6	.429	2	0	3	0	.438	0	0	1-1	1	0	0	1.000
24 JONG DE, SIDNEY..	.333	6-6	24	4	8	2	0	0	7	10	.417	3	1	1	0	.429	0	0	0-0	59	2	0	1.000
23 BALENTINA, RANDOL	.313	6-4	16	6	5	3	0	0	6	8	.500	1	0	1	0	.300	3	0	1-1	9	0	0	1.000
18 KLOOSTER VAN'T, D	.308	6-3	13	4	4	0	0	0	4	4	.308	4	0	2	0	.471	0	0	0-0	8	1	1	.900
38 SMEETS, TIERK....	.200	2-2	5	2	1	0	0	0	0	1	.200	2	1	1	0	.500	0	0	0-0	16	0	0	1.000
8 DUURSMAN, MICHAEL.	.143	7-6	21	5	3	1	1	0	6	6	.286	2	0	4	0	.208	1	0	0-0	13	17	2	.938
7 MONTE, PERIGAULT.	.000	4-2	8	3	0	0	0	0	0	0	.000	4	0	2	0	.333	0	0	0-0	0	0	0	.000
41 ROOI, VINCE.....	.000	4-0	7	1	0	0	0	0	0	0	.000	0	0	3	0	.000	0	0	0-0	3	0	1	.750
Totals.....	.368	8-8	266	100	98	21	2	9	88	150	.564	57	5	29	3	.479	6	1	12-12	186	72	11	.959
Opponents.....	.194	8-8	222	14	43	7	1	0	11	52	.234	18	5	71	9	.269	0	2	1-3	171	67	20	.922

LOB - Team (64), Opp (47). DPs turned - Team (10), Opp (6). IBB - Team (2), DECASTER, Y 1, MONTE, P 1, Opp (2). Picked off - DECASTER, Y 1, JONG DE, S 1.

(All games Sorted by Earned run avg)

Player	ERA	W-L	APP	GS	CG	SHO/CBO	SV	IP	H	R	ER	BB	SO	2B	3B	HR	AB	B/Avg	WP	HBP	BK	SFA	SHA
19 CORDEMANS, ROBBIE	0.00	1-0	2	1	0	0/1	0	7.0	4	0	0	1	10	0	0	0	23	.174	0	0	0	0	0
16 BERKENBOSCH, KENN	0.00	1-0	3	1	0	0/2	0	7.0	4	0	0	0	8	0	0	0	23	.174	0	1	0	0	0
36 MARKWELL, DIEGOMA	0.00	0-0	3	1	0	0/1	0	5.2	4	1	0	2	9	0	0	0	22	.182	0	0	0	0	0
13 KAMPEN VAN, MICHI	0.00	0-0	3	0	0	0/0	1	3.1	3	0	0	1	2	0	0	0	12	.250	0	3	0	0	0
10 STUIFBERGEN, NICK	0.00	1-0	2	0	0	0/2	0	2.0	0	0	0	0	0	0	0	0	8	.000	0	0	0	0	0
31 JANSEN, DUKE.....	0.00	0-0	2	0	0	0/2	0	2.0	0	0	0	1	4	0	0	0	6	.000	0	0	0	0	0
37 MARTIS, SHAIRON..	0.82	1-0	2	2	0	0/1	0	11.0	6	3	1	3	15	1	0	0	37	.162	0	0	0	0	1
44 BOYD, LEON.....	0.93	2-0	2	1	0	0/0	0	9.2	11	4	1	2	10	2	0	0	39	.282	0	0	0	0	0
25 BERGMAN, DAVID...	1.38	2-0	3	2	0	0/0	0	13.0	8	4	2	7	12	2	1	0	46	.174	1	0	0	0	1
14 DRAIJER, DOROTHEU	13.50	0-0	2	0	0	0/1	0	1.1	3	2	2	1	1	2	0	0	6	.500	0	1	0	0	0
Totals.....	0.87	8-0	8	8	0	4/4	1	62.0	43	14	6	18	71	7	1	0	222	.194	1	5	0	0	2
Opponents.....	11.68	0-8	8	8	0	0/0	0	57.0	98	100	74	57	29	21	2	9	266	.368	17	5	3	6	1

PB - Team (0), Opp (3). Pickoffs - Team (0), Opp (2). SBA/ATT - BERGMAN, D (1-1), MARTIS, S (0-1), SMEETS, T (1-1),CORDEMANS, R (0-1), JONG DE, S (0-1).

(All games Sorted by Fielding pct)

Player	C	PO	A	E	FLD%	Dps	SBA	CSB	SBA%	PB	CI
24 JONG DE, SIDNEY..	61	59	2	0	1.000	0	0	1	.000	0	0
38 SMEETS, TIERK....	16	16	0	0	1.000	0	1	0	1.000	0	0
12 ADRIANA, SHARNOL.	12	11	1	0	1.000	3	0	0	---	0	0
33 BERNADINA, ROGEAR	9	8	1	0	1.000	0	0	0	---	0	0
23 BALENTINA, RANDOL	9	9	0	0	1.000	0	0	0	---	0	0
37 MARTIS, SHAIRON..	3	1	2	0	1.000	0	0	1	.000	0	0
27 ROMBLEY, DANNY...	3	3	0	0	1.000	0	0	0	---	0	0
26 HALMAN, GREGORY..	1	1	0	0	1.000	0	0	0	---	0	0
31 JANSEN, DUKE.....	1	0	1	0	1.000	0	0	0	---	0	0
19 CORDEMANS, ROBBIE	1	0	1	0	1.000	0	0	1	.000	0	0
44 BOYD, LEON.....	1	0	1	0	1.000	0	0	0	---	0	0
2 DECASTER, YURENDE	49	39	9	1	.980	10	0	0	---	0	0
4 STATIA, HAINLEY..	34	11	22	1	.971	6	0	0	---	0	0
8 DUURSMAN, MICHAEL.	32	13	17	2	.938	8	0	0	---	0	0
18 KLOOSTER VAN'T, D	10	8	1	1	.900	0	0	0	---	0	0
30 LEGITO, RAYLINOE.	18	4	12	2	.889	2	0	0	---	0	0
41 ROOI, VINCE.....	4	3	0	1	.750	0	0	0	---	0	0
36 MARKWELL, DIEGOMA	4	0	2	2	.500	0	0	0	---	0	0
10 STUIFBERGEN, NICK	1	0	0	1	.000	0	0	0	---	0	0
14 DRAIJER, DOROTHEU	0	0	0	0	.000	0	0	0	---	0	0
25 BERGMAN, DAVID...	0	0	0	0	.000	0	1	0	1.000	0	0
16 BERKENBOSCH, KENN	0	0	0	0	.000	0	0	0	---	0	0
7 MONTE, PERIGAULT.	0	0	0	0	.000	0	0	0	---	0	0
13 KAMPEN VAN, MICHI	0	0	0	0	.000	0	0	0	---	0	0
Totals.....	269	186	72	11	.959	10	1	2	.333	0	0
Opponents.....	258	171	67	20	.922	6	12	0	1.000	3	0



EUROBASEBALL'07

Estadísticas totales de equipo – Total Team Stats



Russia

RUS

Overall Statistics (as of Sep 16, 2007)
(All games Sorted by Batting avg)

Record: 1-5 Home: 1-2 Away: 0-3 Barcelona 07: 1-5

Player	AVG	GP-GS	AB	R	H	2B	3B	HR	RBI	TB	SLG%	BB	HBP	SO	GDP	OB%	SF	SH	SB-ATT	PO	A	E	FLD%
15 MONAKHOV, NIKITA..	.667	2-1	3	0	2	0	0	0	2	2	.667	1	0	0	0	.750	0	0	0-0	14	1	0	1.000
11 VASILIEV, VIACHES	.529	4-4	17	5	9	3	0	0	4	12	.706	0	0	2	0	.500	1	0	2-3	2	0	2	.500
27 ZHAROV, SERGEY...	.429	4-2	7	1	3	1	0	0	1	4	.571	0	1	3	0	.500	0	0	0-0	5	2	1	.875
12 NIZOV, ALEXANDER.	.348	6-6	23	6	8	5	0	0	1	13	.565	3	1	7	0	.444	0	0	1-3	13	20	0	1.000
48 KRIPOCHIN, ANDREY	.273	4-3	11	0	3	0	0	0	1	3	.273	1	0	2	0	.333	0	0	1-1	3	2	0	1.000
29 BOLOTIN, ANDREY..	.211	6-6	19	4	4	0	0	0	2	4	.211	5	2	5	0	.423	0	0	1-2	6	3	0	1.000
13 FEDOROV, ALEXANDE	.200	5-1	10	0	2	0	0	0	0	2	.200	0	0	2	0	.200	0	0	1-1	18	0	0	1.000
17 SEMENOV, OLEG....	.167	3-2	6	0	1	0	0	0	0	1	.167	0	0	1	0	.167	0	0	1-1	1	1	0	1.000
2 ARTAMONOV, ARTEMI	.143	6-5	21	2	3	1	0	0	3	4	.190	1	0	4	1	.182	0	0	0-0	2	12	2	.875
26 YUDAEV, MAXIM....	.118	5-5	17	3	2	0	0	0	0	2	.118	1	0	6	0	.167	0	0	1-1	52	1	2	.964
25 SOLOVIEV, SERGEY..	.111	4-2	9	0	1	0	0	0	2	1	.111	1	0	0	1	.200	0	0	0-0	15	2	0	1.000
7 VASILIEV, ALEXAND	.095	6-6	21	0	2	0	1	0	2	4	.190	5	0	10	0	.269	0	0	0-2	15	1	1	.941
19 TOROPOV, ALEXANDE	.071	4-4	14	0	1	1	0	0	1	2	.143	0	0	7	1	.071	0	0	0-0	2	0	0	1.000
16 MAXYAKOV, ALEXAND	.000	4-3	6	0	0	0	0	0	1	0	.000	3	0	5	0	.333	0	1	0-0	7	17	4	.857
21 VASHAKIDZE,ALEXAN	.000	3-3	5	0	0	0	0	0	0	0	.000	1	0	4	0	.167	0	0	0-0	0	0	0	.000
18 BAKALETS, Yury...	.000	2-1	5	0	0	0	0	0	0	0	.000	0	0	2	0	.000	0	0	0-0	1	3	0	1.000

23 LOBANOV, ANDERY..	.000	1-0	0	0	0	0	0	0	0	0	.000	0	0	0	0	.000	0	0	0-0	1	2	0	1.000
Totals.....	.211	6-6	194	21	41	11	1	0	20	54	.278	22	4	60	3	.303	1	1	8-14	160	77	13	.948
Opponents.....	.240	6-6	200	31	48	11	0	2	24	65	.325	34	7	43	4	.366	2	1	8-11	165	75	6	.976

LOB - Team (36), Opp (54). DPs turned - Team (6), Opp (4). CI - Team (1), VASILIEV, A 1. IBB - Team (0), Opp (1). Picked off - BOLOTIN, A 1, MONAKHOV, N 1.

(All games Sorted by Earned run avg)

Player	ERA	W-L	APP	GS	CG	SHO/CBO	SV	IP	H	R	ER	BB	2B	3B	HR	AB	B/Avg	WP	HBP	BK	SFA	SHA	
10 PETROV, VLADIMIR.	0.00	0-0	1	1	0	0/0	0	7.0	3	0	0	4	6	0	0	22	.136	0	0	0	0	0	
8 SISYUK, ALEXANDER	0.00	1-0	2	1	0	0/0	0	5.0	2	1	0	5	7	1	0	16	.125	0	1	0	0	0	
11 VASILIEV, VIACHES	2.00	0-1	2	1	0	0/0	0	9.0	6	6	2	9	6	1	0	35	.171	0	1	1	0	0	
23 LOBANOV, ANDERY..	3.00	0-1	2	0	0	0/0	0	3.0	3	1	1	2	1	1	0	10	.300	0	1	0	1	0	
55 SHIROKIY, ANTON..	3.72	0-1	2	1	0	0/0	0	9.2	9	4	4	3	6	1	0	33	.273	1	1	0	1	1	
20 LOBANOV, NIKLOLAY	5.23	0-1	2	1	0	0/0	0	10.1	14	7	6	6	6	5	0	45	.311	0	0	2	0	0	
14 SEREDENKO, DMITRI	9.64	0-0	3	0	0	0/0	0	4.2	6	5	3	7	1	0	0	19	.316	1	2	0	0	0	
5 AKISHEV, PAVEL...	13.50	0-1	2	1	0	0/0	0	4.2	5	7	7	2	4	1	0	20	.250	0	1	0	0	0	
Totals.....	4.22	1-5	6	6	0	0/0	0	53.1	48	31	25	34	43	11	0	200	.240	2	7	3	2	1	
Opponents.....	3.11	5-1	6	6	3	1/0	1	55.0	41	21	19	22	60	11	1	0	194	.211	4	4	2	1	1

Pickoffs - Team (1), SHIROKIY, A 1, Opp (2). SBA/ATT - ZHAROV, S (4-5), SOLOVIEV, S (4-5), SHIROKIY, A (4-4), LOBANOV, N (2-4), VASILIEV, V (2-2), VASILIEV, A (0-1), PETROV, V (0-1).

(All games Sorted by Fielding pct)

Player	C	PO	A	E	FLD%	Dps	SBA	CSB	SBA%	PB	CI
12 NIZOV, ALEXANDER.	33	13	20	0	1.000	4	0	0	---	0	0
13 FEDOROV, ALEXANDE	18	18	0	0	1.000	1	0	0	---	0	0
25 SOLOVIEV, SERGEY.	17	15	2	0	1.000	0	4	1	.800	0	0
15 MONAKHOV, NIKITA.	15	14	1	0	1.000	0	0	0	---	0	0
29 BOLOTIN, ANDREY..	9	6	3	0	1.000	0	0	0	---	0	0
55 SHIROKIY, ANTON..	5	0	5	0	1.000	1	4	0	1.000	0	0
48 KRIPOCHIN, ANDREY	5	3	2	0	1.000	1	0	0	---	0	0
18 BAKALETS, Yury...	4	1	3	0	1.000	0	0	0	---	0	0
23 LOBANOV, ANDERY..	3	1	2	0	1.000	0	0	0	---	0	0
19 TOROPOV, ALEXANDE	2	2	0	0	1.000	0	0	0	---	0	0
17 SEMENOV, OLEG....	2	1	1	0	1.000	0	0	0	---	0	0
20 LOBANOV, NIKLOLAY	2	0	2	0	1.000	0	2	2	.500	0	0
10 PETROV, VLADIMIR.	1	0	1	0	1.000	0	0	1	.000	0	0
5 AKISHEV, PAVEL...	1	1	0	0	1.000	0	0	0	---	0	0
14 SEREDENKO, DMITRI	1	0	1	0	1.000	0	0	0	---	0	0
26 YUDAEV, MAXIM....	55	52	1	2	.964	4	0	0	---	0	0
7 VASILIEV, ALEXAND	17	15	1	1	.941	0	0	1	.000	0	1
2 ARTAMONOV, ARTEMI	16	2	12	2	.875	1	0	0	---	0	0
27 ZHAROV, SERGEY...	8	5	2	1	.875	0	4	1	.800	0	0
16 MAXYAKOV, ALEXAND	28	7	17	4	.857	3	0	0	---	0	0
8 SISYUK, ALEXANDER	4	2	1	1	.750	1	0	0	---	0	0
11 VASILIEV, VIACHES	4	2	0	2	.500	0	2	0	1.000	0	0
21 VASHAKIDZE,ALEXAN	0	0	0	0	.000	0	0	0	---	0	0
Totals.....	250	160	77	13	.948	6	8	3	.727	0	1
Opponents.....	246	165	75	6	.976	4	8	6	.571	0	0



EUROBASEBALL'07

Estadísticas totales de equipo – Total Team Stats



Spain

ESP

Overall Statistics (as of Sep 16, 2007)
(All games Sorted by Batting avg)

Record: 6-2 Home: 3-1 Away: 3-1 Barcelona 07: 6-2

Player	AVG	GP-GS	AB	R	H	2B	3B	HR	RBI	TB	SLG%	BB	HBP	SO	GDP	OB%	SF	SH	SB-ATT	PO	A	E	FLD%
10 FIGUEROA, DANIEL..	.480	8-8	25	13	12	4	1	0	8	18	.720	10	2	4	0	.632	1	2	5-7	21	0	0	1.000
3 MARTINEZ, DANIEL..	.379	8-7	29	5	11	0	0	0	8	11	.379	3	2	2	0	.457	1	0	1-2	14	1	1	.938
9 NAVARRO, DEWIS...	.364	7-6	22	5	8	1	0	0	7	9	.409	6	1	3	0	.500	1	0	1-1	54	3	1	.983
13 FREIRE, DANIEL J..	.333	7-6	21	4	7	1	0	0	6	8	.381	5	0	3	1	.462	0	0	0-0	1	12	3	.813
21 RODRIGUEZ, RICARD	.333	3-2	9	0	3	0	0	0	2	3	.333	0	0	0	1	.333	0	0	0-0	0	0	0	.000
25 RIERA, JOSE LUIS..	.333	5-2	9	2	3	1	0	0	1	4	.444	2	0	0	0	.417	1	0	0-0	10	2	0	1.000
44 FREIRE, ALEJANDRO	.286	7-7	28	4	8	1	0	0	3	9	.321	3	3	6	3	.412	0	0	1-1	61	3	1	.985
24 CRUZ, JOSE E.....	.286	8-7	28	4	8	0	1	0	5	10	.357	3	1	4	0	.375	0	0	1-1	4	0	1	.800
27 CARRILLO, MARC...	.273	4-2	11	0	3	2	0	0	1	5	.455	1	0	3	0	.333	0	0	0-0	2	5	0	1.000
7 MORA, MIGUEL.....	.250	4-2	8	2	2	0	0	0	1	2	.250	1	0	0	0	.333	0	0	0-0	14	0	0	1.000
19 GARCIA, JUAN.....	.231	8-7	26	4	6	0	0	0	1	6	.231	6	1	7	1	.394	0	1	3-4	14	0	0	1.000
4 PEREZ, NESTOR....	.185	8-8	27	7	5	0	0	0	4	5	.185	4	2	7	1	.324	1	2	0-0	8	22	2	.938
1 SANCHEZ, DANIEL..	.174	8-7	23	6	4	0	0	0	0	4	.174	2	1	5	0	.269	0	1	1-1	10	15	2	.926
11 CARMONA, ANGEL R.	.167	4-1	6	0	1	0	0	0	1	1	.167	0	0	3	0	.167	0	0	0-0	1	5	1	.857
17 CANO, FELIX.....	.000	3-0	3	0	0	0	0	0	0	0	.000	0	0	2	0	.000	0	0	0-0	2	0	0	1.000
23 BALBOA, JORGE....	.000	2-0	1	0	0	0	0	0	0	0	.000	0	0	1	0	.000	0	0	0-0	0	0	0	.000
Totals.....	.293	8-8	276	56	81	10	2	0	48	95	.344	46	13	50	7	.412	5	6	13-17	219	82	12	.962
Opponents.....	.226	8-8	270	40	61	9	1	3	36	81	.300	40	5	67	3	.335	1	8	6-9	213	100	14	.957

LOB - Team (77), Opp (65). DPs turned - Team (3), Opp (9). IBB - Team (3), NAVARRO, D 2, RIERA, J.L. 1, Opp (1).

(All games Sorted by Earned run avg)

Player	ERA	W-L	APP	GS	CG	SHO/CBO	SV	IP	H	R	ER	BB	SO	2B	3B	HR	AB	B/Avg	WP	HBP	BK	SFA	SHA
29 HERNANDEZ, YOEL..	0.61	2-0	2	2	1	1/0	0	14.2	6	2	1	4	16	0	1	0	50	.120	0	0	0	0	0
20 GUTIERREZ, FERNAN	1.69	0-1	3	0	0	0/0	2	5.1	1	1	1	5	5	0	0	0	16	.063	0	0	0	0	1
26 GONZALEZ, ERIC...	2.55	2-0	3	2	1	0/0	0	17.2	17	9	5	5	16	3	0	1	69	.246	0	1	0	0	4
8 LEAL, REMIGIO....	4.50	1-1	4	0	0	0/0	2	14.0	12	7	7	5	15	1	0	2	52	.231	2	0	0	0	1
16 OLIVERA, MANUEL..	4.63	1-0	3	2	0	0/0	0	11.2	10	6	6	13	5	1	0	0	42	.238	3	1	0	0	1
39 CRUZ, RHINER AUGU	6.23	0-0	2	0	0	0/0	0	4.1	2	3	3	5	7	0	0	0	14	.143	0	0	0	0	0
18 RIZO, MIGUEL A...	10.80	0-0	2	1	0	0/0	0	3.1	5	4	4	1	0	1	0	0	12	.417	0	2	0	1	1
28 CIVIT, JAVIER....	27.00	0-0	2	1	0	0/0	0	2.0	8	8	6	2	3	3	0	0	15	.533	2	1	0	0	0
Totals.....	4.07	6-2	8	8	2	1/0	4	73.0	61	40	33	40	67	9	1	3	270	.226	7	5	0	1	8
Opponents.....	5.70	2-6	8	8	0	0/0	0	71.0	81	56	45	46	50	10	2	0	276	.293	8	13	2	5	6

PB - Team (1), NAVARRO, D 1, Opp (2). Pickoffs - Team (1), OLIVERA, M 1. SBA/ATT - NAVARRO, D (5-6), HERNANDEZ, Y (1-3), CRUZ, R (2-2), LEAL, R (1-1), CIVIT, J (1-1), MORA, M (1-1), RIZO, M (0-1), GUTIERREZ, F (1-1).

(All games Sorted by Fielding pct)

Player	C	PO	A	E	FLD%	DPS	SBA	CSB	SBA%	PB	CI
10 FIGUEROA, DANIEL..	21	21	0	0	1.000	0	0	0	---	0	0
7 MORA, MIGUEL.....	14	14	0	0	1.000	0	1	0	1.000	0	0
19 GARCIA, JUAN.....	14	14	0	0	1.000	0	0	0	---	0	0
25 RIERA, JOSE LUIS..	12	10	2	0	1.000	0	0	0	---	0	0
27 CARRILLO, MARC...	7	2	5	0	1.000	1	0	0	---	0	0
29 HERNANDEZ, YOEL..	5	1	4	0	1.000	0	1	2	.333	0	0
26 GONZALEZ, ERIC...	4	1	3	0	1.000	0	0	0	---	0	0
8 LEAL, REMIGIO....	3	1	2	0	1.000	0	1	0	1.000	0	0
16 OLIVERA, MANUEL..	3	0	3	0	1.000	0	0	0	---	0	0
17 CANO, FELIX.....	2	2	0	0	1.000	1	0	0	---	0	0
18 RIZO, MIGUEL A...	1	0	1	0	1.000	0	0	1	.000	0	0
20 GUTIERREZ, FERNAN	1	0	1	0	1.000	0	1	0	1.000	0	0
44 FREIRE, ALEJANDRO	65	61	3	1	.985	2	0	0	---	0	0
9 NAVARRO, DEWIS...	58	54	3	1	.983	0	5	1	.833	1	0
4 PEREZ, NESTOR....	32	8	22	2	.938	2	0	0	---	0	0
3 MARTINEZ, DANIEL..	16	14	1	1	.938	0	0	0	---	0	0
1 SANCHEZ, DANIEL..	27	10	15	2	.926	2	0	0	---	0	0
11 CARMONA, ANGEL R.	7	1	5	1	.857	0	0	0	---	0	0
13 FREIRE, DANIEL J..	16	1	12	3	.813	0	0	0	---	0	0
24 CRUZ, JOSE E.....	5	4	0	1	.800	0	0	0	---	0	0
21 RODRIGUEZ, RICARD	0	0	0	0	.000	0	0	0	---	0	0
28 CIVIT, JAVIER....	0	0	0	0	.000	0	1	0	1.000	0	0
23 BALBOA, JORGE....	0	0	0	0	.000	0	0	0	---	0	0
39 CRUZ, RHINER AUGU	0	0	0	0	.000	0	2	0	1.000	0	0
Totals.....	313	219	82	12	.962	3	6	3	.667	1	0
Opponents.....	327	213	100	14	.957	9	13	4	.765	2	0



EUROBASEBALL'07

Estadísticas totales de equipo – Total Team Stats



Sweden

SWE

Overall Statistics (as of Sep 16, 2007)
(All games Sorted by Batting avg)

Record: 3-5 Home: 1-4 Away: 2-1 Barcelona 07: 3-5

Player	AVG	GP-GS	AB	R	H	2B	3B	HR	RBI	TB	SLG%	BB	HBP	SO	GDP	OB%	SF	SH	SB-ATT	PO	A	E	FLD%
30 BORJES, HAKAN....	.500	3-1	2	1	1	0	0	0	0	1	.500	0	0	0	0	.500	0	0	0-0	2	0	0	1.000
17 JOHANNESSEN, PETE	.381	7-6	21	3	8	2	1	0	2	12	.571	1	1	1	0	.435	0	1	0-1	11	7	3	.857
2 LINDBERG, DEAN...	.346	8-8	26	2	9	2	0	1	6	14	.538	2	0	5	0	.393	0	0	0-0	40	2	0	1.000
8 PILEGARD, MAGNUS..	.333	8-8	30	5	10	3	1	0	5	15	.500	2	0	3	1	.375	0	1	0-0	41	7	0	1.000
7 SORGI, ADAM.....	.313	8-8	32	3	10	2	0	0	3	12	.375	4	0	3	3	.389	0	1	1-2	15	20	2	.946
22 REIMER, RICKARD..	.308	8-8	26	4	8	1	1	0	3	11	.423	6	0	7	1	.424	1	0	0-0	11	30	2	.953
29 DERMENDZIEV, ANTH	.267	8-8	30	3	8	1	1	0	4	11	.367	3	0	4	1	.333	0	0	0-0	2	0	0	1.000
13 LINDGREN, PER....	.250	6-4	20	2	5	1	0	0	2	6	.300	0	0	7	0	.250	0	0	0-0	11	0	0	1.000
25 GAJZLER, PHILIP..	.235	8-4	17	3	4	0	0	0	1	4	.235	1	1	4	1	.316	0	0	0-0	8	0	0	1.000
10 FARTH, DANIEL....	.200	5-2	5	2	1	0	0	0	0	1	.200	0	0	2	1	.200	0	0	0-0	4	0	0	1.000
23 LJUNG, RICKARD...	.188	8-6	16	2	3	1	0	0	1	4	.250	3	0	8	0	.316	0	2	0-0	1	14	3	.833
20 JOHANNESSEN, BJOR	.174	8-6	23	2	4	0	1	0	1	6	.261	1	0	4	2	.208	0	0	0-0	46	1	0	1.000
11 LEANDER, RICKARD.	.100	6-2	10	0	1	0	0	0	1	1	.100	1	0	4	0	.182	0	0	0-0	3	2	0	1.000
21 STAEHEL, CHRISTI	.000	3-0	3	0	0	0	0	0	0	0	.000	0	0	1	0	.000	0	0	0-0	0	2	0	1.000
19 JOHANSSON, CHRIST	.000	5-1	2	0	0	0	0	0	0	0	.000	0	0	1	0	.000	0	0	0-0	3	0	0	1.000
Totals.....	.274	8-8	263	32	72	13	5	1	29	98	.373	24	2	54	10	.338	1	5	1-3	201	95	11	.964
Opponents.....	.292	8-8	264	55	77	14	2	3	51	104	.394	40	3	38	6	.386	4	8	11-14	201	84	14	.953

LOB - Team (62), Opp (63). DPs turned - Team (6), Opp (12). IBB - Team (0), Opp (1). Picked off - REIMER, R 1, LINDBERG, D 1, GAJZLER, P 1.

(All games Sorted by Earned run avg)

Player	ERA	W-L	APP	GS	CG	SHO/CBO	SV	IP	H	R	ER	BB	SO	2B	3B	HR	AB	B/Avg	WP	HBP	EK	SFA	SHA
30 BORJES, HAKAN....	0.00	0-0	1	0	0	0/0	0	1.0	2	4	0	3	0	1	0	1	6	.333	0	0	0	0	0
22 REIMER, RICKARD..	0.00	0-0	1	0	0	0/0	1	1.0	0	0	0	0	1	0	0	0	4	.000	0	0	0	0	0
6 SJORS, PER.....	2.25	1-0	2	0	0	0/0	0	4.0	3	1	1	0	3	0	0	1	15	.200	0	0	1	0	0
15 SOUBIEA, NICHOLAS	3.12	0-0	2	1	0	0/0	0	8.2	4	3	3	3	5	2	0	0	28	.143	0	0	0	2	0
27 TISELL, JOHAN....	4.26	0-1	4	0	0	0/0	1	6.1	9	4	3	3	1	0	0	26	.346	0	0	0	0	0	
24 MELIN, NICKLAS...	4.91	1-1	3	2	0	0/0	0	14.2	15	9	8	7	7	4	0	54	.278	2	0	0	1	3	
5 HOGLUND, MAGNUS..	5.79	0-0	3	0	0	0/0	0	4.2	5	3	3	2	4	1	0	16	.313	2	1	0	1	2	
14 STENIS, MATTIAS..	7.94	1-1	2	2	1	0/0	0	11.1	11	10	10	8	6	1	2	0	43	.256	2	0	0	0	1
21 STAEHEL, CHRISTI	8.49	0-1	3	2	0	0/0	0	11.2	18	12	11	9	9	4	0	51	.353	1	0	0	0	2	
4 KARLSSON, KENT...	17.18	0-1	2	1	0	0/0	0	3.2	9	7	7	1	0	0	0	20	.450	1	2	0	0	0	
71 KLASSON, JAKOB...	99.00	0-0	1	0	0	0/0	0	0.0	1	2	2	4	0	0	0	1	1.000	0	0	1	0	0	
Totals.....	6.18	3-5	8	8	1	0/0	2	67.0	77	55	46	40	38	14	2	3	264	.292	8	3	2	4	8
Opponents.....	3.76	5-3	8	8	2	1/0	1	67.0	72	32	28	24	54	13	5	1	263	.274	6	2	2	1	5

PB - Team (0), Opp (1). Pickoffs - Team (0), Opp (2). SBA/ATT - PILEGARD, M (10-13), MELIN, N (4-5), STENIS, M (4-4), STAEHEL, C (0-2), TISELL, J (1-1), HOGLUND, M (1-1), SOUBIEA, N (1-1), JOHANNESSEN, B (1-1).

(All games Sorted by Fielding pct)

Player	C	PO	A	E	FLD%	Dps	SBA	CSB	SBA%	PB	CI
8 PILEGARD, MAGNUS.	48	41	7	0	1.000	0	10	3	.769	0	0
20 JOHANNESSEN, BJOR	47	46	1	0	1.000	1	1	0	1.000	0	0
2 LINDBERG, DEAN...	42	40	2	0	1.000	5	0	0	---	0	0
13 LINDGREN, PER....	11	11	0	0	1.000	0	0	0	---	0	0
25 GAJZLER, PHILIP..	8	8	0	0	1.000	0	0	0	---	0	0
24 MELIN, NICKLAS...	5	1	4	0	1.000	1	4	1	.800	0	0
11 LEANDER, RICKARD.	5	3	2	0	1.000	0	0	0	---	0	0
10 FARTH, DANIEL....	4	4	0	0	1.000	0	0	0	---	0	0
19 JOHANSSON, CHRIST	3	3	0	0	1.000	0	0	0	---	0	0
15 SOUBIEA, NICHOLAS	2	0	2	0	1.000	0	1	0	1.000	0	0
5 HOGLUND, MAGNUS..	2	0	2	0	1.000	0	1	0	1.000	0	0
21 STAEHEL, CHRISTI	2	0	2	0	1.000	0	0	2	.000	0	0
29 DERMENDZIEV, ANTH	2	2	0	0	1.000	0	0	0	---	0	0
30 BORJES, HAKAN....	2	2	0	0	1.000	0	0	0	---	0	0
14 STENIS, MATTIAS..	1	1	0	0	1.000	0	4	0	1.000	0	0
4 KARLSSON, KENT...	1	1	0	0	1.000	0	0	0	---	0	0
22 REIMER, RICKARD..	43	11	30	2	.953	5	0	0	---	0	0
7 SORGI, ADAM.....	37	15	20	2	.946	5	0	0	---	0	0
17 JOHANNESSEN, PETE	21	11	7	3	.857	0	0	0	---	0	0
23 LJUNG, RICKARD...	18	1	14	3	.833	1	0	0	---	0	0
6 SJORS, PER.....	3	0	2	1	.667	0	0	0	---	0	0
71 KLASSON, JAKOB...	0	0	0	0	.000	0	0	0	---	0	0
27 TISELL, JOHAN....	0	0	0	0	.000	0	1	0	1.000	0	0
Totals.....	307	201	95	11	.964	6	11	3	.786	0	0
Opponents.....	299	201	84	14	.953	12	1	2	.333	1	0



EUROBASEBALL'07

Estadísticas totales de equipo – Total Team Stats



Ukraine

UKR

Overall Statistics (as of Sep 16, 2007)
(All games Sorted by Batting avg)

Record: 1-5 Home: 1-2 Away: 0-3 Barcelona 07: 1-5

Player	AVG	GP-GS	AB	R	H	2B	3B	HR	RBI	TB	SLG%	BB	HBP	SO	GDP	OB%	SF	SH	SB-ATT	PO	A	E	FLD%
9 TROFYMENKO, OLEKS	1.000	1-0	1	0	1	0	0	0	0	1	1.000	0	0	0	0	1.000	0	0	0-0	0	6	1	.857
6 HOLOVKO, SERHIY..	.333	2-2	3	1	1	0	0	0	0	1	.333	3	0	1	0	.667	0	0	0-1	16	2	0	1.000
20 PALAMARCHUK, ARTE	.261	6-6	23	1	6	1	0	0	3	7	.304	3	0	3	0	.333	1	1	0-0	20	4	1	.960
16 TKACHENKO, YEVGEH	.250	3-2	4	0	1	0	0	0	1	1	.250	1	0	1	0	.333	1	1	0-0	3	2	1	.833
12 SHKATULA, OLEH...	.222	5-4	18	0	4	0	0	0	1	4	.222	0	1	5	0	.263	0	0	0-0	7	3	0	1.000
17 AGAPOV, DENYS...	.211	6-5	19	2	4	0	0	0	2	4	.211	4	2	5	1	.400	0	0	0-2	16	20	1	.973
1 TYKHONETS, SERHIY	.174	6-6	23	1	4	0	0	0	1	4	.174	1	1	5	0	.240	0	0	0-1	9	8	0	1.000
23 SHVETS, YURIY....	.167	6-5	18	2	3	0	0	0	1	3	.167	3	1	3	1	.318	0	1	0-0	7	1	0	1.000
8 MAMONTOV, OLEKSAN	.158	6-5	19	2	3	0	0	0	0	3	.158	2	0	6	0	.238	0	0	0-0	16	22	3	.927
15 KOROBKO, SERHIY..	.100	6-5	20	0	2	0	0	0	1	2	.100	1	0	4	0	.143	0	0	0-0	26	2	3	.903
55 DEYKUN, RUSLAN...	.095	6-6	21	2	2	1	0	0	1	3	.143	3	2	6	0	.269	0	0	0-0	24	4	0	1.000
11 KIIACHENKO, MAKSY	.000	5-4	10	0	0	0	0	0	0	0	.000	1	1	2	1	.167	0	0	0-0	7	8	1	.938
36 SYVRYNCHUK, PAVL	.000	3-2	5	0	0	0	0	0	0	0	.000	1	0	2	1	.167	0	0	0-0	2	0	0	1.000
19 LITVINCHUK, IHOR.	.000	2-1	3	0	0	0	0	0	0	0	.000	0	1	0	0	.250	0	0	0-0	12	1	0	1.000
7 KUBALSKYY, ANDRIY	.000	1-1	2	0	0	0	0	0	0	0	.000	0	0	2	0	.000	0	0	0-0	1	0	0	1.000
21 DOVGALENKO, VIKTO	.000	1-0	1	0	0	0	0	0	0	0	.000	0	0	1	0	.000	0	0	0-0	0	0	0	.000
27 KOROLOV, ANATOLIY	.000	2-0	1	0	0	0	0	0	0	0	.000	1	0	1	0	.500	0	0	0-0	1	1	0	1.000
Totals.....	.162	6-6	191	11	31	2	0	0	11	33	.173	24	9	47	4	.283	2	3	0-4	168	85	11	.958
Opponents.....	.307	6-6	215	38	66	16	1	2	33	90	.419	33	7	37	4	.408	5	2	7-15	175	99	6	.979

LOB - Team (44), Opp (56). DPs turned - Team (6), Opp (6). CI - Team (0), Opp (1). IBB - Team (2), AGAPOV, D 1, DEYKUN, R 1, Opp (1). Picked off - AGAPOV, D 1.

(All games Sorted by Earned run avg)

Player	ERA	W-L	APP	GS	CG	SHO/CBO	SV	IP	H	R	ER	BB	SO	2B	3B	HR	AB	B/Avg	WP	HBP	BK	SFA	SHA
6 HOLOVKO, SERHIY..	0.00	0-0	1	0	0	0/0	0	0.1	0	0	0	0	0	0	0	0	1	.000	0	1	0	0	0
4 YATSYUK, ROMAN...	2.57	0-2	3	2	1	0/0	0	14.0	14	4	4	5	13	2	0	0	51	.275	1	1	0	0	1
9 TROFYMENKO, OLEKS	3.00	1-1	2	1	1	0/0	0	12.0	10	5	4	8	13	2	0	0	41	.244	2	1	1	0	1
27 KOROLOV, ANATOLIY	3.86	0-0	1	1	0	0/0	0	7.0	10	3	3	4	4	1	0	0	29	.345	0	0	0	0	0
16 TKACHENKO, YEVGEH	4.15	0-1	2	1	0	0/0	0	4.1	3	4	2	5	3	1	0	0	14	.214	0	3	1	1	0
7 KUBALSKYY, ANDRIY	6.00	0-0	3	0	0	0/0	0	3.0	3	2	2	5	1	1	0	0	11	.273	0	0	0	1	0
19 LITVINCHUK, IHOR.	7.56	0-1	2	1	0	0/0	0	8.1	13	10	7	4	2	4	0	2	38	.342	0	0	0	1	0
21 DOVGALENKO, VIKTO	7.71	0-0	2	0	0	0/0	0	7.0	13	10	6	2	1	5	1	0	30	.433	1	1	0	2	0
Totals.....	4.50	1-5	6	6	2	0/0	0	56.0	66	38	28	33	37	16	1	2	215	.307	4	7	2	5	2
Opponents.....	1.54	5-1	6	6	1	2/2	2	58.1	31	11	10	24	47	2	0	0	191	.162	1	9	0	2	3

PB - Team (1), HOLOVKO, S 1. Pickoffs - Team (1), TKACHENKO, Y 1, Opp (1). SBA/ATT - SHKATULA, O (5-7), TROFYMENKO, O (2-5), HOLOVKO, S (1-3), YATSYUK, R (0-2), LITVINCHUK, I (1-2), DOVGALENKO, V (1-2), PALAMARCHUK (1-2), TKACHENKO, Y (2-2), KUBALSKYY, A (1-1), KOROLOV, A (0-1).

(All games Sorted by Fielding pct)

Player	C	PO	A	E	FLD%	Dps	SBA	CSB	SBA%	PB	CI
55 DEYKUN, RUSLAN...	28	24	4	0	1.000	4	0	0	---	0	0
6 HOLOVKO, SERHIY..	18	16	2	0	1.000	0	1	2	.333	1	0
1 TYKHONETS, SERHIY	17	9	8	0	1.000	2	0	0	---	0	0
19 LITVINCHUK, IHOR.	13	12	1	0	1.000	1	1	1	.500	0	0
12 SHKATULA, OLEH...	10	7	3	0	1.000	0	5	2	.714	0	0
23 SHVETS, YURIY....	8	7	1	0	1.000	0	0	0	---	0	0
36 SYVRYNCHUK, PAVL	2	2	0	0	1.000	0	0	0	---	0	0
4 YATSYUK, ROMAN...	2	1	1	0	1.000	0	0	2	.000	0	0
27 KOROLOV, ANATOLIY	2	1	1	0	1.000	0	0	1	.000	0	0
7 KUBALSKYY, ANDRIY	1	1	0	0	1.000	0	1	0	1.000	0	0
17 AGAPOV, DENYS...	37	16	20	1	.973	4	0	0	---	0	0
20 PALAMARCHUK, ARTE	25	20	4	1	.960	1	1	1	.500	0	0
11 KIIACHENKO, MAKSY	16	7	8	1	.938	1	0	0	---	0	0
8 MAMONTOV, OLEKSAN	41	16	22	3	.927	4	0	0	---	0	0
15 KOROBKO, SERHIY..	31	26	2	3	.903	0	0	0	---	0	0
9 TROFYMENKO, OLEKS	7	0	6	1	.857	0	2	3	.400	0	0
16 TKACHENKO, YEVGEH	6	3	2	1	.833	0	2	0	1.000	0	0
21 DOVGALENKO, VIKTO	0	0	0	0	.000	0	1	1	.500	0	0
Totals.....	264	168	85	11	.958	6	7	8	.467	1	0
Opponents.....	280	175	99	6	.979	6	0	4	.000	0	1



EUROBASEBALL'07

Overall Team Statistics

Overall Statistics (as of Sep 16, 2007) (All games - Series C Sorted by Batting avg)

Team	AVG	G	AB	R	H	2B	3B	HR	RBI	TB	SLG%	BB	HBP	SO	GDP	OB%	SF	SH	SB-ATT	PO	A	E	FLD%
GREAT BRITAIN.....	.326	5	184	32	60	12	0	2	27	78	.424	17	5	39	2	.396	1	5	0-2	132	64	8	.961
NETHERLANDS.....	.321	5	168	54	54	9	0	5	48	78	.464	37	3	20	2	.445	3	1	6-6	129	49	8	.957
SPAIN.....	.287	5	181	41	52	7	2	0	36	63	.348	31	7	30	4	.405	3	5	6-8	138	42	9	.952
GERMANY.....	.269	5	171	29	46	8	1	0	23	56	.327	18	8	34	3	.362	2	5	6-8	132	65	8	.961
SWEDEN.....	.253	5	154	15	39	5	2	1	15	51	.331	16	1	28	7	.326	1	3	1-1	120	57	7	.962
FRANCE.....	.193	5	145	16	28	5	2	2	15	43	.297	17	3	33	1	.289	1	3	6-9	114	42	12	.929
Totals.....	.278		1003		279		7		164		.368		27		19		11		25-34		319		.954
		30		187		46		10		369		136		184		.376		22		765		52	

(All games - Series C Sorted by Earned run avg)

Team	ERA	W-L	G	CG	SHO/CBO	SV	IP	H	R	ER	BB	SO	2B	3B	HR	AB	B/Avg	WP	HBP	BK	SFA	SHA	
NETHERLANDS.....	1.26	5-0	5	0	1/1	1	43.0	37	14	6	16	44	7	1	0	158	.234	1	3	0	0	2	
GERMANY.....	4.50	3-2	5	0	0/0	0	44.0	46	24	22	19	33	7	1	0	171	.269	5	6	0	0	1	
SPAIN.....	4.89	3-2	5	1	0/0	2	46.0	45	32	25	27	44	7	1	3	180	.250	7	2	0	0	5	
GREAT BRITAIN.....	4.91	3-2	5	0	0/0	1	44.0	43	31	24	18	21	8	1	3	168	.256	2	9	2	3	5	
FRANCE.....	6.39	1-4	5	1	1/0	0	38.0	47	35	27	22	23	7	1	1	155	.303	5	5	0	5	2	
SWEDEN.....	9.45	0-5	5	0	0/0	0	40.0	61	51	42	34	19	10	2	3	171	.357	8	2	2	3	7	
Totals.....	5.15		30		2/1		255.0		187		136		46		10		.278		27		11		22
		15-15		2		4		279		146		184		7		1003		28		4		22	

PB - ESP 1, GER 1. Pickoffs - ESP 1, FRA 1.

(All games - Series C Sorted by Fielding pct)

Team	C	PO	A	E	FLD%	Dps	SBA	CSB	SBA%	PB	CI
SWEDEN.....	184	120	57	7	.962	2	7	3	.700	0	0
GERMANY.....	205	132	65	8	.961	5	4	2	.667	1	0
GREAT BRITAIN.....	204	132	64	8	.961	5	5	0	1.000	0	0
NETHERLANDS.....	186	129	49	8	.957	8	1	2	.333	0	0
SPAIN.....	189	138	42	9	.952	2	4	1	.800	1	0
FRANCE.....	168	114	42	12	.929	3	4	1	.800	0	0
Totals.....	1136		319		.954		25		.735		0
		765	52			25	9			2	

Overall Individual Leaders

Batting Leaders (as of Sep 16, 2007) (All games - Series C)

Hitting minimums - 1 Games 1.0 AB/Game 2.7 TPA/Game
Pitching minimums - 1 Games 1.0 IP/Game

Batting avg

1. UST, BRANT, GBR.....	.600
2. BERNADINA, ROGEARVIN, NED..	.538
3. LUTZ, SASCHA, GER.....	.450
4. NICKEAS, MIKE, GBR.....	.429
5. JANZEN, ANDREAS, GER.....	.389
DECASTER, YURENDELL, NED..	.389
7. FREIRE, DANIEL J., ESP.....	.385
8. MARTINEZ, DANIEL, ESP.....	.381
9. FIGUEROA, DANIEL, ESP.....	.375
ROMBLEY, DAMNY, NED.....	.375
NAVARRO, DEWIS, ESP.....	.375
HERVE, SEBASTIEN, FRA.....	.375
13. PILEGARD, MAGNUS, SWE.....	.368
14. KLOOSTER VAN'T, DIRK, NED..	.364
15. STATIA, HAINLEY, NED.....	.348

Slugging pct

1. UST, BRANT, GBR.....	.950
2. BERNADINA, ROGEARVIN, NED..	.846
3. LEGITO, RAYLINEO, NED.....	.765
4. NICKEAS, MIKE, GBR.....	.667
5. HERVE, SEBASTIEN, FRA.....	.625
FIGUEROA, DANIEL, ESP.....	.625
7. ADRIANA, SHARNOL, NED.....	.600
8. PILEGARD, MAGNUS, SWE.....	.579
9. LINDBERG, DEAN, SWE.....	.563
10. DECASTER, YURENDELL, NED..	.556
11. LUTZ, SASCHA, GER.....	.550
12. PEYRICHOU, FLORIAN, FRA....	.471
13. REIMER, RICKARD, SWE.....	.467
14. FREIRE, DANIEL J., ESP.....	.462
15. CRUZ, JOSE E., ESP.....	.444

On base pct

1. BERNADINA, ROGEARVIN, NED..	.714
2. UST, BRANT, GBR.....	.680
3. FIGUEROA, DANIEL, ESP.....	.600
4. ADRIANA, SHARNOL, NED.....	.583
5. DECASTER, YURENDELL, NED..	.542
6. LUTZ, SASCHA, GER.....	.522
7. YOUNG, IAN, GBR.....	.500
NAVARRO, DEWIS, ESP.....	.500
FREIRE, DANIEL J., ESP.....	.500
KLOOSTER VAN'T, DIRK, NED..	.500
11. NICKEAS, MIKE, GBR.....	.480
12. JANZEN, ANDREAS, GER.....	.450
HERVE, SEBASTIEN, FRA.....	.450
14. MARTINEZ, DANIEL, ESP.....	.440
15. JONG DE, SIDNEY, NED.....	.421

Runs scored

1. BERNADINA, ROGEARVIN, NED..	11
2. FIGUEROA, DANIEL, ESP.....	9
3. UST, BRANT, GBR.....	8
DECASTER, YURENDELL, NED..	8
5. ADRIANA, SHARNOL, NED.....	7
STATIA, HAINLEY, NED.....	7
7. ROBERTS, ADAM, GBR.....	6
MCQUEARY-ENNIS, AEDEN, GBR..	6
9. SPEER, JENDRICK, GER.....	5
MARTINEZ, DANIEL, ESP.....	5
NAVARRO, DEWIS, ESP.....	5
WULF, DOMINIK, GER.....	5
LUTZ, SASCHA, GER.....	5
14.5 tied at.....	4

Hits

1. UST, BRANT, GBR.....	12
2. NICKEAS, MIKE, GBR.....	9
LUTZ, SASCHA, GER.....	9
4. STATIA, HAINLEY, NED.....	8
MCQUEARY-ENNIS, AEDEN, GBR..	8
MARTINEZ, DANIEL, ESP.....	8
7. PILEGARD, MAGNUS, SWE.....	7
DECASTER, YURENDELL, NED..	7
JANZEN, ANDREAS, GER.....	7
BERNADINA, ROGEARVIN, NED..	7
11.9 tied at.....	6

Runs batted in

1. LEGITO, RAYLINEO, NED.....	11
2. DECASTER, YURENDELL, NED..	9
3. UST, BRANT, GBR.....	7
NICKEAS, MIKE, GBR.....	7
YOUNG, IAN, GBR.....	7
6. MARTINEZ, DANIEL, ESP.....	6
FIGUEROA, DANIEL, ESP.....	6
8. GUHRING, SIMON, GER.....	5
BALENTINA, RANDOLF, NED....	5
JONG DE, SIDNEY, NED.....	5
HERVE, SEBASTIEN, FRA.....	5
CRUZ, JOSE E., ESP.....	5
13.6 tied at.....	4



EUROBASEBALL'07

Doubles

1. UST, BRANT, GBR.....	4
2. FIGUEROA, DANIEL, ESP.....	2
LEGITO, RAYLINOE, NED.....	2
MCQUEARY-ENNIS, AEDEN, GBR..	2
GRONAUER, KAI, GER.....	2
BALENTINA, RANDOLF, NED.....	2
WULF, DOMINIK, GER.....	2
FRANKE, MICHAEL, GER.....	2
PILEGARD, MAGNUS, SWE.....	2
HERVE, SEBASTIEN, FRA.....	2
NICKEAS, MIKE, GBR.....	2
CARRILLO, MARC, ESP.....	2
13.20 tied at.....	1

Total bases

1. UST, BRANT, GBR.....	19
2. NICKEAS, MIKE, GBR.....	14
3. LEGITO, RAYLINOE, NED.....	13
4. BERNADINA, ROGEARVIN, NED..	11
LUTZ, SASCHA, GER.....	11
PILEGARD, MAGNUS, SWE.....	11
7. MCQUEARY-ENNIS, AEDEN, GBR..	10
DECASTER, YURENDELL, NED...	10
FIGUEROA, DANIEL, ESP.....	10
HERVE, SEBASTIEN, FRA.....	10
11. STATIA, HAINLEY, NED.....	9
LINDBERG, DEAN, SWE.....	9
ADRIANA, SHARNOL, NED.....	9
14.4 tied at.....	8

Sac bunts

1. HAGIWARA, KENJI, FRA.....	3
2. LJUNG, RICKARD, SWE.....	2
RUTHERFORD, JAMES, GBR.....	2
PEREZ, NESTOR, ESP.....	2
ROBERTS, ADAM, GBR.....	2
6. 11 tied at.....	1

Total plate appearances

1. FIGUEROA, DANIEL, ESP.....	26
2. UST, BRANT, GBR.....	25
MCQUEARY-ENNIS, AEDEN, GBR..	25
STATIA, HAINLEY, NED.....	25
NICKEAS, MIKE, GBR.....	25
MARTINEZ, DANIEL, ESP.....	25
7. PEREZ, NESTOR, ESP.....	24
YOUNG, IAN, GBR.....	24
ADRIANA, SHARNOL, NED.....	24
LUTZ, SASCHA, GER.....	24
DECASTER, YURENDELL, NED...	24
12. SPEER, JENDRICK, GER.....	23
WULF, DOMINIK, GER.....	23
ROBERTS, ADAM, GBR.....	23
15.4 tied at.....	22

Strikeouts

1. RUTHERFORD, JAMES, GBR.....	10
2. PEREZ, NESTOR, ESP.....	6
BERT, JORIS, FRA.....	6
4. LUTZ, SASCHA, GER.....	5
MCQUEARY-ENNIS, AEDEN, GBR..	5
HOPFENSBERGER, KLAUS, GER..	5
LJUNG, RICKARD, SWE.....	5
GRUBER, ROBERT, GER.....	5
LINDBERG, DEAN, SWE.....	5
FESSY, GASPARD, FRA.....	5
EVANS, MITCH, GBR.....	5
12.11 tied at.....	4

Triples

1. PILEGARD, MAGNUS, SWE.....	1
FESSY, GASPARD, FRA.....	1
LUTZ, SASCHA, GER.....	1
CRUZ, JOSE E., ESP.....	1
FIGUEROA, DANIEL, ESP.....	1
REIMER, RICKARD, SWE.....	1
HERVE, SEBASTIEN, FRA.....	1

Walks

1. FIGUEROA, DANIEL, ESP.....	9
2. BERNADINA, ROGEARVIN, NED..	8
3. ADRIANA, SHARNOL, NED.....	7
4. DECASTER, YURENDELL, NED..	6
5. SPEER, JENDRICK, GER.....	5
6. UST, BRANT, GBR.....	4
YOUNG, IAN, GBR.....	4
REIMER, RICKARD, SWE.....	4
BERT, JORIS, FRA.....	4
10.13 tied at.....	3

Sac flies

1. BALENTINA, RANDOLF, NED....	2
2. RIERA, JOSE LUIS, ESP.....	1
PEREZ, NESTOR, ESP.....	1
GRONAUER, KAI, GER.....	1
NICKEAS, MIKE, GBR.....	1
MARTINEZ, DANIEL, ESP.....	1
HERVE, SEBASTIEN, FRA.....	1
WULF, DOMINIK, GER.....	1
LEGITO, RAYLINOE, NED.....	1
REIMER, RICKARD, SWE.....	1

At bats

1. STATIA, HAINLEY, NED.....	23
MCQUEARY-ENNIS, AEDEN, GBR..	23
3. NICKEAS, MIKE, GBR.....	21
GUHRING, SIMON, GER.....	21
MARTINEZ, DANIEL, ESP.....	21
6. ROBERTS, ADAM, GBR.....	20
LUTZ, SASCHA, GER.....	20
UST, BRANT, GBR.....	20
9. PILEGARD, MAGNUS, SWE.....	19
WULF, DOMINIK, GER.....	19
SORGI, ADAM, SWE.....	19
MARCHE, BORIS, FRA.....	19
13.5 tied at.....	18

Caught stealing

1. HERVE, SEBASTIEN, FRA.....	2
2. GARCIA, JUAN, ESP.....	1
GUHRING, SIMON, GER.....	1
RUTHERFORD, JAMES, GBR.....	1
FIGUEROA, DANIEL, ESP.....	1
ROBERTS, ADAM, GBR.....	1
PEYRICHOU, FLORIAN, FRA....	1
LUTZ, SASCHA, GER.....	1

Home runs

1. LEGITO, RAYLINOE, NED.....	2
2. LINDBERG, DEAN, SWE.....	1
BERNADINA, ROGEARVIN, NED..	1
UST, BRANT, GBR.....	1
NICKEAS, MIKE, GBR.....	1
ROUSSEAU, JEROME, FRA.....	1
ADRIANA, SHARNOL, NED.....	1
DECASTER, YURENDELL, NED...	1
PEYRICHOU, FLORIAN, FRA....	1

Hit by pitch

1. GRUBER, ROBERT, GER.....	2
PEREZ, NESTOR, ESP.....	2
YOUNG, IAN, GBR.....	2
JANZEN, ANDREAS, GER.....	2
ADRIANA, SHARNOL, NED.....	2
BOUTAGRA, JAMEL, FRA.....	2
FREIRE, ALEJANDRO, ESP.....	2
8. 13 tied at.....	1

Stolen bases

1. BERNADINA, ROGEARVIN, NED..	4
HERVE, SEBASTIEN, FRA.....	4
3. SPEER, JENDRICK, GER.....	2
LUTZ, SASCHA, GER.....	2
FIGUEROA, DANIEL, ESP.....	2
GARCIA, JUAN, ESP.....	2
7. ADRIANA, SHARNOL, NED.....	1
MARTINEZ, DANIEL, ESP.....	1
FREIRE, ALEJANDRO, ESP.....	1
SORGI, ADAM, SWE.....	1
BERT, JORIS, FRA.....	1
BALENTINA, RANDOLF, NED....	1
WULF, DOMINIK, GER.....	1
GUHRING, SIMON, GER.....	1
PEYRICHOU, FLORIAN, FRA....	1

Steal attempts

1. HERVE, SEBASTIEN, FRA.....	6
2. BERNADINA, ROGEARVIN, NED..	4
3. GARCIA, JUAN, ESP.....	3
LUTZ, SASCHA, GER.....	3
FIGUEROA, DANIEL, ESP.....	3
6. GUHRING, SIMON, GER.....	2
PEYRICHOU, FLORIAN, FRA....	2
SPEER, JENDRICK, GER.....	2
9. 9 tied at.....	1

Grounded into DP

1. FRANKE, MICHAEL, GER.....	2
SORGI, ADAM, SWE.....	2
3. 15 tied at.....	1



Eurobaseball'07

Batting Analysis Leaders (as of Sep 16, 2007) (All games - Series C)

Hitting minimums - 1 Games 1.0 AB/Game 2.7 TPA/Game
Pitching minimums - 1 Games 1.0 IP/Game

Avg vs left

1. CRUZ, JOSE E., ESP.....	1.000
FREIRE, DANIEL J., ESP.....	1.000
3. UST, BRANT, GBR.....	.800
4. STATIA, HAINLEY, NED.....	.750
JONG DE, SIDNEY, NED.....	.750
6. ROBERTS, ADAM, GBR.....	.600
7. REIMER, RICKARD, SWE.....	.500
BERNADINA, ROGEARVIN, NED..	.500
9. McQUEARY-ENNIS,AEDEN, GBR..	.400
10.DECASTER, YURENDELL, NED...	.333
LEGITO, RAYLINEO, NED.....	.333
12.PILEGARD, MAGNUS, SWE.....	.286
13.YOUNG, IAN, GBR.....	.250
ROMBLEY, DANNY, NED.....	.250
ADRIANA, SHARNOL, NED.....	.250

Avg vs right

1. BERNADINA, ROGEARVIN, NED..	.545
2. NICKEAS, MIKE, GBR.....	.533
UST, BRANT, GBR.....	.533
4. LUTZ, SASCHA, GER.....	.450
5. PILEGARD, MAGNUS, SWE.....	.417
LINDBERG, DEAN, SWE.....	.417
ROMBLEY, DANNY, NED.....	.417
8. MARTINEZ, DANIEL, ESP.....	.400
DECASTER, YURENDELL, NED...	.400
HERVE, SEBASTIEN, FRA.....	.400
11.JANZEN, ANDREAS, GER.....	.389
12.FIGUEROA, DANIEL, ESP.....	.375
NAVARRO, DEWIS, ESP.....	.375
14.ADRIANA, SHARNOL, NED.....	.364
KLOOSTER VAN'T, DIRK, NED..	.364

Pct reach as leadoff

1. NAVARRO, DEWIS, ESP.....	1.000
ADRIANA, SHARNOL, NED.....	1.000
3. GUHRING, SIMON, GER.....	.800
GARCIA, JUAN, ESP.....	.800
JONG DE, SIDNEY, NED.....	.800
BERNADINA, ROGEARVIN, NED..	.800
7. STATIA, HAINLEY, NED.....	.667
McQUEARY-ENNIS,AEDEN, GBR..	.667
JANZEN, ANDREAS, GER.....	.667
PEREZ, NESTOR, ESP.....	.667
FREIRE, ALEJANDRO, ESP.....	.667
REIMER, RICKARD, SWE.....	.667
13.HERVE, SEBASTIEN, FRA.....	.625
14.SORGI, ADAM, SWE.....	.600
COLLINS, TIMOTHY, GBR.....	.600

Avg w/2 outs

1. LUTZ, SASCHA, GER.....	.800
2. UST, BRANT, GBR.....	.667
HAGIWARA, KENJI, FRA.....	.667
4. MARTINEZ, DANIEL, ESP.....	.600
FIGUEROA, DANIEL, ESP.....	.600
6. LEGITO, RAYLINEO, NED.....	.571
7. McQUEARY-ENNIS,AEDEN, GBR..	.500
YOUNG, IAN, GBR.....	.500
KLOOSTER VAN'T, DIRK, NED..	.500
10.ROMBLEY, DANNY, NED.....	.429
11.PILEGARD, MAGNUS, SWE.....	.400
DECASTER, YURENDELL, NED...	.400
PEREZ, NESTOR, ESP.....	.400
NAVARRO, DEWIS, ESP.....	.400
JOHANNESSEN, PETER, SWE....	.400

Avg w/bases empty

1. RIERA, JOSE LUIS, ESP.....	1.000
2. FREIRE, ALEJANDRO, ESP.....	.667
GAJZLER, PHILIP, SWE.....	.667
4. BERNADINA, ROGEARVIN, NED..	.545
5. GARCIA, JUAN, ESP.....	.500
HEATH, DARREN, GBR.....	.500
HALMAN, GREGORY, NED.....	.500
BORJES, HAKAN, SWE.....	.500
9. LUTZ, SASCHA, GER.....	.462
10.NICKEAS, MIKE, GBR.....	.444
11.LINDGREN, PER, SWE.....	.429
12.JONG DE, SIDNEY, NED.....	.400
CARRILLO, MARC, ESP.....	.400
14.McQUEARY-ENNIS,AEDEN, GBR..	.375
GUHRING, SIMON, GER.....	.375

Avg w/runners

1. UST, BRANT, GBR.....	.750
2. PILEGARD, MAGNUS, SWE.....	.500
FIGUEROA, DANIEL, ESP.....	.500
LINDBERG, DEAN, SWE.....	.500
JOHANNESSEN, PETER, SWE....	.500
BERNADINA, ROGEARVIN, NED..	.500
KLOOSTER VAN'T, DIRK, NED..	.500
8. DECASTER, YURENDELL, NED...	.462
9. YOUNG, IAN, GBR.....	.455
10.JANZEN, ANDREAS, GER.....	.444
11.MARTINEZ, DANIEL, ESP.....	.429
LUTZ, SASCHA, GER.....	.429
GRONAUER, KAI, GER.....	.429
FREIRE, DANIEL J., ESP.....	.429
15.NICKEAS, MIKE, GBR.....	.417

Avg w/bases loaded

1. DECASTER, YURENDELL, NED...	1.000
HERVE, SEBASTIEN, FRA.....	1.000
HAGIWARA, KENJI, FRA.....	1.000
BERNADINA, ROGEARVIN, NED..	1.000
KLOOSTER VAN'T, DIRK, NED..	1.000
LJUNG, RICKARD, SWE.....	1.000
MALIHOUDIS, ALEX, GBR.....	1.000
8. JONG DE, SIDNEY, NED.....	.600
9. JOHANNESSEN, BJORN, SWE.....	.500
CRUZ, JOSE E., ESP.....	.500
LEGITO, RAYLINEO, NED.....	.500
BALENTINA, RANDOLF, NED.....	.500
13.NICKEAS, MIKE, GBR.....	.250
14.STATIA, HAINLEY, NED.....	.000
GUHRING, SIMON, GER.....	.000

Avg w/RBI ops

1. UST, BRANT, GBR.....	.800
2. PEYRICHOU, FLORIAN, FRA....	.667
GRONAUER, KAI, GER.....	.667
4. YOUNG, IAN, GBR.....	.625
5. LUTZ, SASCHA, GER.....	.600
DECASTER, YURENDELL, NED...	.600
7. PILEGARD, MAGNUS, SWE.....	.500
CRUZ, JOSE E., ESP.....	.500
FESSY, GASPARD, FRA.....	.500
FIGUEROA, DANIEL, ESP.....	.500
HERVE, SEBASTIEN, FRA.....	.500
ADRIANA, SHARNOL, NED.....	.500
JOHANNESSEN, PETER, SWE....	.500
BERNADINA, ROGEARVIN, NED..	.500
15.NICKEAS, MIKE, GBR.....	.444

Pct adv runners

1. BERNADINA, ROGEARVIN, NED..	1.000
2. UST, BRANT, GBR.....	.800
3. FIGUEROA, DANIEL, ESP.....	.778
KLOOSTER VAN'T, DIRK, NED..	.778
5. DECASTER, YURENDELL, NED...	.733
6. GRONAUER, KAI, GER.....	.700
7. WULF, DOMINK, GER.....	.692
8. MARTINEZ, DANIEL, ESP.....	.688
9. PILEGARD, MAGNUS, SWE.....	.667
NAVARRO, DEWIS, ESP.....	.667
JOHANNESSEN, PETER, SWE....	.667
12.STATIA, HAINLEY, NED.....	.647
13.YOUNG, IAN, GBR.....	.643
14.LINDBERG, DEAN, SWE.....	.636
15.PEREZ, NESTOR, ESP.....	.611

Pinch hitting avg

1. FALLS, CHRIS, GBR.....	1.000
CARMONA, ANGEL R., ESP.....	1.000
FRANKE, MICHAEL, GER.....	1.000
MALIHOUDIS, ALEX, GBR.....	1.000
RIERA, JOSE LUIS, ESP.....	1.000
LINDGREN, PER, SWE.....	1.000
BALENTINA, RANDOLF, NED.....	1.000
8. HALMAN, GREGORY, NED.....	.500
9. GAJZLER, PHILIP, SWE.....	.333
10.LEANDER, RICKARD, SWE.....	.000
CANO, FELIX, ESP.....	.000
GIENGER, MARKUS, GER.....	.000
MORA, MIGUEL, ESP.....	.000
HOPFENSBERGER, KLAUS, GER..	.000
HEYMER, JENS, GER.....	.000

Pinch hit at bats

1. GAJZLER, PHILIP, SWE.....	3
LEANDER, RICKARD, SWE.....	3
3. HALMAN, GREGORY, NED.....	2
CANO, FELIX, ESP.....	2
GIENGER, MARKUS, GER.....	2
MORA, MIGUEL, ESP.....	2
7. 20 tied at.....	1

Pinch hits

1. LINDGREN, PER, SWE.....	1
RIERA, JOSE LUIS, ESP.....	1
MALIHOUDIS, ALEX, GBR.....	1
CARMONA, ANGEL R., ESP.....	1
FRANKE, MICHAEL, GER.....	1
GAJZLER, PHILIP, SWE.....	1
FALLS, CHRIS, GBR.....	1
HALMAN, GREGORY, NED.....	1
BALENTINA, RANDOLF, NED....	1

2-out RBIs

1. LEGITO, RAYLINEO, NED.....	8
2. UST, BRANT, GBR.....	5
3. DECASTER, YURENDELL, NED..	4
MARTINEZ, DANIEL, ESP.....	4
5. ROMBLEY, DANNY, NED.....	3
KLOOSTER VAN'T, DIRK, NED..	3
YOUNG, IAN, GBR.....	3
PILEGARD, MAGNUS, SWE.....	3
BALENTINA, RANDOLF, NED....	3
LINDBERG, DEAN, SWE.....	3
11.RODRIGUEZ, RICARDO, ESP....	2
FIGUEROA, DANIEL, ESP.....	2
PEYRICHOU, FLORIAN, FRA....	2
FREIRE, DANIEL J., ESP.....	2
15.22 tied at.....	1

Runners advanced

1. MARTINEZ, DANIEL, ESP.....	5
PEREZ, NESTOR, ESP.....	5
3. LEGITO, RAYLINEO, NED.....	4
HAGIWARA, KENJI, FRA.....	4
FIGUEROA, DANIEL, ESP.....	4
6. GARCIA, JUAN, ESP.....	3
BALENTINA, RANDOLF, NED....	3
CRUZ, JOSE E., ESP.....	3
9. 15 tied at.....	2

Runners left on base

1. RUTHERFORD, JAMES, GBR....	15
2. GUHRING, SIMON, GER.....	10
3. DUURSMA, MICHAEL, NED....	9
4. FREIRE, ALEJANDRO, ESP.....	8
5. NICKEAS, MIKE, GBR.....	7
6. JANZEN, ANDREAS, GER.....	6
PEYRICHOU, FLORIAN, FRA....	6
SANCHEZ, DANIEL, ESP.....	6
JOHANNESSEN, BJORN, SWE....	6
SORGI, ADAM, SWE.....	6
11.11 tied at.....	5



Eurobaseball'07

Fly outs

1. NICKEAS, MIKE, GBR.....	11
2. GUHRING, SIMON, GER.....	9
3. WULF, DOMINIK, GER.....	8
MARTINEZ, DANIEL, ESP.....	8
STATIA, HAINLEY, NED.....	8
ADRIANA, SHARNOL, NED.....	8
7. JOHANNESSEN, BJORN, SWE....	7
JONG DE, SIDNEY, NED.....	7
DERMENDZIEV, ANTHONY, SWE..	7
10. SORGI, ADAM, SWE.....	6
DECASTER, YURENDELL, NED...	6
PILEGARD, MAGNUS, SWE.....	6
ROMBLEY, DANNY, NED.....	6
CRUZ, JOSE E., ESP.....	6
LEGITO, RAYLINOE, NED.....	6

Ground outs

1. MARCHE, BORIS, FRA.....	9
2. JOHANNESSEN, PETER, SWE....	8
HAGIWARA, KENJI, FRA.....	8
PEREZ, NESTOR, ESP.....	8
5. GRONAUER, KAI, GER.....	7
FESSY, GASPARD, FRA.....	7
GARCIA, JUAN, ESP.....	7
8. 13 tied at.....	6

Fly outs/Ground outs

1. ADRIANA, SHARNOL, NED.....	99.00
2. NICKEAS, MIKE, GBR.....	11.00
3. JONG DE, SIDNEY, NED.....	3.50
4. GUHRING, SIMON, GER.....	3.00
DECASTER, YURENDELL, NED...	3.00
ROMBLEY, DANNY, NED.....	3.00
7. WULF, DOMINIK, GER.....	2.67
8. COLLINS, TIMOTHY, GER.....	2.50
HEYMER, JENS, GER.....	2.50
10. MARTINEZ, DANIEL, ESP.....	2.00
11. PEYRICHOU, FLORIAN, FRA....	1.67
REIMER, RICKARD, SWE.....	1.67
13. STATIA, HAINLEY, NED.....	1.60
14. CRUZ, JOSE E., ESP.....	1.50
LINDBERG, DEAN, SWE.....	1.50

Ground outs/Fly outs

1. GARCIA, JUAN, ESP.....	99.00
KLOOSTER VAN'T, DIRK, NED...	99.00
3. JOHANNESSEN, PETER, SWE....	8.00
4. FESSY, GASPARD, FRA.....	7.00
5. FREIRE, DANIEL J., ESP.....	5.00
6. LUTZ, SASCHA, GER.....	4.00
HAGIWARA, KENJI, FRA.....	4.00
BERNADINA, ROGEARVIN, NED..	4.00
9. McQUEARY-ENNIS, AEDEN, GBR..	3.00
10. PEREZ, NESTOR, ESP.....	2.67
11. UST, BRANT, GBR.....	2.00
FIGUEROA, DANIEL, ESP.....	2.00
BERT, JORIS, FRA.....	2.00
14. MARCHE, BORIS, FRA.....	1.80
15. ROBERTS, ADAM, GBR.....	1.50

Batting Per-Game Leaders (as of Sep 16, 2007) (All games - Series C)

Hitting minimums - 1 Games 1.0 AB/Game 2.7 TPA/Game
Pitching minimums - 1 Games 1.0 IP/Game

Hits per game

1. UST, BRANT, GBR.....	2.40
2. NICKEAS, MIKE, GBR.....	1.80
LUTZ, SASCHA, GER.....	1.80
4. McQUEARY-ENNIS, AEDEN, GBR..	1.60
STATIA, HAINLEY, NED.....	1.60
MARTINEZ, DANIEL, ESP.....	1.60
7. ROMBLEY, DANNY, NED.....	1.50
NAVARRO, DEWIS, ESP.....	1.50
9. PILEGARD, MAGNUS, SWE.....	1.40
DECASTER, YURENDELL, NED...	1.40
JANZEN, ANDREAS, GER.....	1.40
BERNADINA, ROGEARVIN, NED..	1.40
13. JONG DE, SIDNEY, NED.....	1.25
FREIRE, DANIEL J., ESP.....	1.25
15. GUHRING, SIMON, GER.....	1.20

Runs scored per game

1. BERNADINA, ROGEARVIN, NED..	2.20
2. FIGUEROA, DANIEL, ESP.....	1.80
3. UST, BRANT, GBR.....	1.60
DECASTER, YURENDELL, NED...	1.60
5. STATIA, HAINLEY, NED.....	1.40
ADRIANA, SHARNOL, NED.....	1.40
7. NAVARRO, DEWIS, ESP.....	1.25
8. McQUEARY-ENNIS, AEDEN, GBR..	1.20
ROBERTS, ADAM, GBR.....	1.20
10. MARTINEZ, DANIEL, ESP.....	1.00
LUTZ, SASCHA, GER.....	1.00
WULF, DOMINIK, GER.....	1.00
FREIRE, ALEJANDRO, ESP.....	1.00
SPEER, JENDRICK, GER.....	1.00
ROMBLEY, DANNY, NED.....	1.00

Doubles per game

1. UST, BRANT, GBR.....	0.80
2. McQUEARY-ENNIS, AEDEN, GBR..	0.40
NICKEAS, MIKE, GBR.....	0.40
PILEGARD, MAGNUS, SWE.....	0.40
WULF, DOMINIK, GER.....	0.40
LEGITO, RAYLINOE, NED.....	0.40
GRONAUER, KAI, GER.....	0.40
FIGUEROA, DANIEL, ESP.....	0.40
HERVE, SEBASTIEN, FRA.....	0.40
10. NAVARRO, DEWIS, ESP.....	0.25
ROMBLEY, DANNY, NED.....	0.25
JONG DE, SIDNEY, NED.....	0.25
MARCELINO, BRADLEY, GBR....	0.25
JOHANNESSEN, PETER, SWE....	0.25
FREIRE, DANIEL J., ESP.....	0.25

Triples per game

1. LUTZ, SASCHA, GER.....	0.20
PILEGARD, MAGNUS, SWE.....	0.20
CRUZ, JOSE E., ESP.....	0.20
FESSY, GASPARD, FRA.....	0.20
FIGUEROA, DANIEL, ESP.....	0.20
HERVE, SEBASTIEN, FRA.....	0.20
REIMER, RICKARD, SWE.....	0.20
8. McQUEARY-ENNIS, AEDEN, GBR..	0.00
STATIA, HAINLEY, NED.....	0.00
GUHRING, SIMON, GER.....	0.00
MARTINEZ, DANIEL, ESP.....	0.00
NICKEAS, MIKE, GBR.....	0.00
ROBERTS, ADAM, GBR.....	0.00
UST, BRANT, GBR.....	0.00
SORGI, ADAM, SWE.....	0.00

Homers per game

1. LEGITO, RAYLINOE, NED.....	0.40
2. NICKEAS, MIKE, GBR.....	0.20
UST, BRANT, GBR.....	0.20
DECASTER, YURENDELL, NED...	0.20
PEYRICHOU, FLORIAN, FRA....	0.20
LINDBERG, DEAN, SWE.....	0.20
ADRIANA, SHARNOL, NED.....	0.20
BERNADINA, ROGEARVIN, NED..	0.20
9. McQUEARY-ENNIS, AEDEN, GBR..	0.00
STATIA, HAINLEY, NED.....	0.00
GUHRING, SIMON, GER.....	0.00
MARTINEZ, DANIEL, ESP.....	0.00
ROBERTS, ADAM, GBR.....	0.00
LUTZ, SASCHA, GER.....	0.00
WULF, DOMINIK, GER.....	0.00

RBIs per game

1. LEGITO, RAYLINOE, NED.....	2.20
2. DECASTER, YURENDELL, NED...	1.80
3. NICKEAS, MIKE, GBR.....	1.40
UST, BRANT, GBR.....	1.40
YOUNG, IAN, GBR.....	1.40
6. JONG DE, SIDNEY, NED.....	1.25
7. MARTINEZ, DANIEL, ESP.....	1.20
FIGUEROA, DANIEL, ESP.....	1.20
9. GUHRING, SIMON, GER.....	1.00
CRUZ, JOSE E., ESP.....	1.00
NAVARRO, DEWIS, ESP.....	1.00
HERVE, SEBASTIEN, FRA.....	1.00
FREIRE, DANIEL J., ESP.....	1.00
14. WULF, DOMINIK, GER.....	0.80
LINDBERG, DEAN, SWE.....	0.80

Stolen bases per game

1. HERVE, SEBASTIEN, FRA.....	0.80
BERNADINA, ROGEARVIN, NED..	0.80
3. LUTZ, SASCHA, GER.....	0.40
GARCIA, JUAN, ESP.....	0.40
SPEER, JENDRICK, GER.....	0.40
FIGUEROA, DANIEL, ESP.....	0.40
7. FREIRE, ALEJANDRO, ESP.....	0.25
8. MARTINEZ, DANIEL, ESP.....	0.20
GUHRING, SIMON, GER.....	0.20
SORGI, ADAM, SWE.....	0.20
WULF, DOMINIK, GER.....	0.20
PEYRICHOU, FLORIAN, FRA....	0.20
ADRIANA, SHARNOL, NED.....	0.20
BERT, JORIS, FRA.....	0.20
15. McQUEARY-ENNIS, AEDEN, GBR..	0.00

Walks per game

1. FIGUEROA, DANIEL, ESP.....	1.80
2. BERNADINA, ROGEARVIN, NED..	1.60
3. ADRIANA, SHARNOL, NED.....	1.40
4. DECASTER, YURENDELL, NED...	1.20
5. SPEER, JENDRICK, GER.....	1.00
6. UST, BRANT, GBR.....	0.80
YOUNG, IAN, GBR.....	0.80
REIMER, RICKARD, SWE.....	0.80
BERT, JORIS, FRA.....	0.80
10. NAVARRO, DEWIS, ESP.....	0.75
FREIRE, DANIEL J., ESP.....	0.75
KLOOSTER VAN'T, DIRK, NED..	0.75
13. MARTINEZ, DANIEL, ESP.....	0.60
LUTZ, SASCHA, GER.....	0.60
SORGI, ADAM, SWE.....	0.60

Strikeouts per game

1. PILEGARD, MAGNUS, SWE.....	0.00
DERMENDZIEV, ANTHONY, SWE..	0.00
JOHANNESSEN, PETER, SWE....	0.00
4. STATIA, HAINLEY, NED.....	0.20
NICKEAS, MIKE, GBR.....	0.20
MARTINEZ, DANIEL, ESP.....	0.20
UST, BRANT, GBR.....	0.20
WULF, DOMINIK, GER.....	0.20
MARCHE, BORIS, FRA.....	0.20
DECASTER, YURENDELL, NED...	0.20
HERVE, SEBASTIEN, FRA.....	0.20
GRONAUER, KAI, GER.....	0.20
FIGUEROA, DANIEL, ESP.....	0.20
BERNADINA, ROGEARVIN, NED..	0.20
15. JONG DE, SIDNEY, NED.....	0.25



Eurobaseball'07

At bats per game

1. McQUEARY-ENNIS, AEDEN, GBR..	4.60
STATIA, HAINLEY, NED.....	4.60
3. GUHRING, SIMON, GER.....	4.20
NICKEAS, MIKE, GBR.....	4.20
MARTINEZ, DANIEL, ESP.....	4.20
6. ROBERTS, ADAM, GBR.....	4.00
LUTZ, SASCHA, GER.....	4.00
UST, BRANT, GBR.....	4.00
FREIRE, ALEJANDRO, ESP.....	4.00
NAVARRO, DEWIS, ESP.....	4.00
ROMBLEY, DANNY, NED.....	4.00
JONG DE, SIDNEY, NED.....	4.00
13. MARCHE, BORIS, FRA.....	3.80
WULF, DOMINIK, GER.....	3.80
SORGI, ADAM, SWE.....	3.80

Plate appearances/game

1. FIGUEROA, DANIEL, ESP.....	5.20
2. STATIA, HAINLEY, NED.....	5.00
McQUEARY-ENNIS, AEDEN, GBR..	5.00
NICKEAS, MIKE, GBR.....	5.00
MARTINEZ, DANIEL, ESP.....	5.00
UST, BRANT, GBR.....	5.00
FREIRE, ALEJANDRO, ESP.....	5.00
NAVARRO, DEWIS, ESP.....	5.00
9. LUTZ, SASCHA, GER.....	4.80
DECASTER, YURENDELL, NED...	4.80
YOUNG, IAN, GBR.....	4.80
PEREZ, NESTOR, ESP.....	4.80
ADRIANA, SHARNOL, NED.....	4.80
14. JONG DE, SIDNEY, NED.....	4.75
15. ROBERTS, ADAM, GBR.....	4.60

Pitching Leaders (as of Sep 16, 2007) (All games - Series C)

Hitting minimums - 1 Games 1.0 AB/Game 2.7 TPA/Game
Pitching minimums - 1 Games 1.0 IP/Game

Earned run avg

1. CORDEMANS, ROBBIE, NED.....	0.00
DUBAUT, NICOLAS, FRA.....	0.00
LEMESTRE, PIERRICK, FRA.....	0.00
4. BOYD, LEON, NED.....	0.93
5. BERGMAN, DAVID, NED.....	1.38
6. FREEBORN, GEOFF, GBR.....	1.42
7. HERNANDEZ, YOEL, ESP.....	1.59
8. MARTIS, SHAIRON, NED.....	1.80
9. MARQUEZ R., ENORBEL, GER...	2.00
10. SMITH, ALEXANDER, GBR.....	2.51
11. GONZALEZ, ERIC, ESP.....	2.55
12. OLIVERA, MANUEL, ESP.....	3.18
13. HENKENJOHANN, TIM, GER.....	4.09
14. PIQUET, ANTHONY, FRA.....	4.76
ESSERY, BRIAN, GBR.....	4.76

Opposing bat avg

1. SPRAGG, STEPHEN, GBR.....	.133
2. HERNANDEZ, YOEL, ESP.....	.143
3. BERGMAN, DAVID, NED.....	.174
CORDEMANS, ROBBIE, NED.....	.174
5. DUBAUT, NICOLAS, FRA.....	.192
6. FREEBORN, GEOFF, GBR.....	.217
7. HENKENJOHANN, TIM, GER.....	.225
8. SMITH, ALEXANDER, GBR.....	.226
9. MARTIS, SHAIRON, NED.....	.235
10. GONZALEZ, ERIC, ESP.....	.246
11. PIQUET, ANTHONY, FRA.....	.250
MARQUEZ R., ENORBEL, GER...	.250
OLIVERA, MANUEL, ESP.....	.250
LEMESTRE, PIERRICK, FRA.....	.250
15. LEAL, REMIGIO, ESP.....	.278

Innings pitched

1. GONZALEZ, ERIC, ESP.....	17.2
2. SMITH, ALEXANDER, GBR.....	14.1
3. BERGMAN, DAVID, NED.....	13.0
4. STAEHEL, CHRISTIAN, SWE...	11.2
5. ESSERY, BRIAN, GBR.....	11.1
PIQUET, ANTHONY, FRA.....	11.1
7. HENKENJOHANN, TIM, GER.....	11.0
8. BOYD, LEON, NED.....	9.2
9. MARQUEZ R., ENORBEL, GER...	9.0
LEAL, REMIGIO, ESP.....	9.0
11. SPRAGG, STEPHEN, GBR.....	8.2
12. DUBAUT, NICOLAS, FRA.....	7.0
CORDEMANS, ROBBIE, NED.....	7.0
MEURANT, SAMUEL, FRA.....	7.0
15. MELIN, NICKLAS, SWE.....	6.2

Batters struck out

1. GONZALEZ, ERIC, ESP.....	16
2. HENKENJOHANN, TIM, GER.....	14
3. BERGMAN, DAVID, NED.....	12
4. PIQUET, ANTHONY, FRA.....	10
CORDEMANS, ROBBIE, NED.....	10
BOYD, LEON, NED.....	10
LEAL, REMIGIO, ESP.....	10
8. STAEHEL, CHRISTIAN, SWE...	9
MARQUEZ R., ENORBEL, GER...	9
10. SMITH, ALEXANDER, GBR.....	8
11. MARTIS, SHAIRON, NED.....	7
12. FREEBORN, GEOFF, GBR.....	6
LEMESTRE, PIERRICK, FRA.....	6
HERNANDEZ, YOEL, ESP.....	6
15.2 tied at.....	5

Batters SO out looking

1. BOYD, LEON, NED.....	5
HENKENJOHANN, TIM, GER.....	5
3. BERGMAN, DAVID, NED.....	4
4. MARTIS, SHAIRON, NED.....	3
MARQUEZ R., ENORBEL, GER...	3
LEAL, REMIGIO, ESP.....	3
CORDEMANS, ROBBIE, NED.....	3
FREEBORN, GEOFF, GBR.....	3
SPRAGG, STEPHEN, GBR.....	3
STAEHEL, CHRISTIAN, SWE...	3
11.9 tied at.....	2

Wins

1. MARQUEZ R., ENORBEL, GER...	2
BERGMAN, DAVID, NED.....	2
BOYD, LEON, NED.....	2
GONZALEZ, ERIC, ESP.....	2
SPRAGG, STEPHEN, GBR.....	2
6. CORDEMANS, ROBBIE, NED.....	1
FREEBORN, GEOFF, GBR.....	1
HERNANDEZ, YOEL, ESP.....	1
DUBAUT, NICOLAS, FRA.....	1
HENKENJOHANN, TIM, GER.....	1

Saves

1. LEAL, REMIGIO, ESP.....	2
2. KAMPEN VAN, MICHIEL, NED...	1
SPRAGG, STEPHEN, GBR.....	1

Appearances

1. SPRAGG, STEPHEN, GBR.....	5
2. FREEBORN, GEOFF, GBR.....	4
3. STAEHEL, CHRISTIAN, SWE...	3
BERGMAN, DAVID, NED.....	3
TISELL, JOHAN, SWE.....	3
KAMPEN VAN, MICHIEL, NED...	3
GONZALEZ, ERIC, ESP.....	3
SMITH, ALEXANDER, GBR.....	3
LEAL, REMIGIO, ESP.....	3
10.14 tied at.....	2

Games started

1. BERGMAN, DAVID, NED.....	2
ESSERY, BRIAN, GBR.....	2
PIQUET, ANTHONY, FRA.....	2
HENKENJOHANN, TIM, GER.....	2
STAEHEL, CHRISTIAN, SWE...	2
GONZALEZ, ERIC, ESP.....	2
SMITH, ALEXANDER, GBR.....	2
8. 16 tied at.....	1

Games finished

1. LEAL, REMIGIO, ESP.....	3
SPRAGG, STEPHEN, GBR.....	3
3. TISELL, JOHAN, SWE.....	2
GESSMAN, RODNEY, GER.....	2
KAMPEN VAN, MICHIEL, NED...	2
LEMESTRE, PIERRICK, FRA.....	2
7. 14 tied at.....	1

Games in relief

1. SPRAGG, STEPHEN, GBR.....	5
2. FREEBORN, GEOFF, GBR.....	4
3. KAMPEN VAN, MICHIEL, NED...	3
TISELL, JOHAN, SWE.....	3
LEAL, REMIGIO, ESP.....	3
6. LEMESTRE, PIERRICK, FRA...	2
GESSMAN, RODNEY, GER.....	2
HOGLUND, MAGNUS, SWE.....	2
HEID, MIRKO, GER.....	2
MARKWELL, DIEGOMAR, NED...	2
11.31 tied at.....	1

Sac bunts allowed

1. GONZALEZ, ERIC, ESP.....	4
2. SMITH, ALEXANDER, GBR.....	3
3. STAEHEL, CHRISTIAN, SWE...	2
HOGLUND, MAGNUS, SWE.....	2
MELIN, NICKLAS, SWE.....	2
6. BERGMAN, DAVID, NED.....	1
FREEBORN, GEOFF, GBR.....	1
MEURANT, SAMUEL, FRA.....	1
STENIS, MATTIAS, SWE.....	1
SPRAGG, STEPHEN, GBR.....	1
FRIES, DIRK, GER.....	1
GUTIERREZ, FERNANDO, ESP...	1
PIQUET, ANTHONY, FRA.....	1
MARTIS, SHAIRON, NED.....	1



EUROBASEBALL'07

Sac flies allowed

1. PIQUET, ANTHONY, FRA.....	1
FREEBORN, GEOFF, GBR.....	1
CROS, GREGORY, FRA.....	1
SMITH, ALEXANDER, GBR.....	1
ESSERY, BRIAN, GBR.....	1
MELIN, NICKLAS, SWE.....	1
BRELLE A., MATTHIEU, FRA...	1
SOUBIERA, NICHOLAS, SWE.....	1
CARLSON, PATRICK, FRA.....	1
HOGLUND, MAGNUS, SWE.....	1
MEURANT, SAMUEL, FRA.....	1

Wild pitches

1. HENKENJOHANN, TIM, GER.....	3
OLIVERA, MANUEL, ESP.....	3
3. LEAL, REMIGIO, ESP.....	2
CIVIT, JAVIER, ESP.....	2
HOGLUND, MAGNUS, SWE.....	2
MELIN, NICKLAS, SWE.....	2
STENIS, MATTIAS, SWE.....	2
MEURANT, SAMUEL, FRA.....	2
9. 10 tied at.....	1

Intentional BB allowed

1. TISELL, JOHAN, SWE.....	1
CROS, GREGORY, FRA.....	1
LEMESTRE, PIERRICK, FRA....	1
CIVIT, JAVIER, ESP.....	1
SPRAGG, STEPHEN, GBR.....	1
KAMPEN VAN, MICHIEL, NED...	1
MARKWELL, DIEGOMAR, NED....	1

Earned runs allowed

1. DUBAUT, NICOLAS, FRA.....	0
LEMESTRE, PIERRICK, FRA....	0
CORDEMANS, ROBBIE, NED.....	0
4. BOYD, LEON, NED.....	1
MARTIS, SHAIRON, NED.....	1
HERNANDEZ, YOEL, ESP.....	1
FREEBORN, GEOFF, GBR.....	1
8. MARQUEZ R., ENORBEL, GER...	2
OLIVERA, MANUEL, ESP.....	2
BERGMAN, DAVID, NED.....	2
11. TISELL, JOHAN, SWE.....	3
12. SMITH, ALEXANDER, GBR.....	4
13. MEURANT, SAMUEL, FRA.....	5
GONZALEZ, ERIC, ESP.....	5
HENKENJOHANN, TIM, GER.....	5

Triples allowed

1. OLIVERA, MANUEL, ESP.....	0
CORDEMANS, ROBBIE, NED.....	0
DUBAUT, NICOLAS, FRA.....	0
LEMESTRE, PIERRICK, FRA....	0
STAEHELY, CHRISTIAN, SWE...	0
FREEBORN, GEOFF, GBR.....	0
GONZALEZ, ERIC, ESP.....	0
PIQUET, ANTHONY, FRA.....	0
MARTIS, SHAIRON, NED.....	0
LEAL, REMIGIO, ESP.....	0
TISELL, JOHAN, SWE.....	0
HENKENJOHANN, TIM, GER.....	0
MELIN, NICKLAS, SWE.....	0
BOYD, LEON, NED.....	0
ESSERY, BRIAN, GBR.....	0

Losses

1. PIQUET, ANTHONY, FRA.....	2
2. STAEHELY, CHRISTIAN, SWE...	1
STENIS, MATTIAS, SWE.....	1
SPRAGG, STEPHEN, GBR.....	1
MEURANT, SAMUEL, FRA.....	1
GUTIERREZ, FERNANDO, ESP...	1
HENKENJOHANN, TIM, GER.....	1
MASSE, EDOUARD, FRA.....	1
KARLSSON, KENT, SWE.....	1
MELIN, NICKLAS, SWE.....	1
MOLLER, MANUEL, GER.....	1
ESSERY, BRIAN, GBR.....	1
TISELL, JOHAN, SWE.....	1
LEAL, REMIGIO, ESP.....	1

Balks

1. ESSERY, BRIAN, GBR.....	2
2. SJORS, PER, SWE.....	1
KLASSON, JAKOB, SWE.....	1

Hits allowed

1. HERNANDEZ, YOEL, ESP.....	3
2. SPRAGG, STEPHEN, GBR.....	4
MARTIS, SHAIRON, NED.....	4
CORDEMANS, ROBBIE, NED.....	4
5. LEMESTRE, PIERRICK, FRA....	5
OLIVERA, MANUEL, ESP.....	5
FREEBORN, GEOFF, GBR.....	5
DUBAUT, NICOLAS, FRA.....	5
9. MEURANT, SAMUEL, FRA.....	7
10. BERGMAN, DAVID, NED.....	8
TISELL, JOHAN, SWE.....	8
12. HENKENJOHANN, TIM, GER...	9
MARQUEZ R., ENORBEL, GER...	9
14. LEAL, REMIGIO, ESP.....	10
MELIN, NICKLAS, SWE.....	10

Walks allowed

1. CORDEMANS, ROBBIE, NED....	1
MARQUEZ R., ENORBEL, GER...	1
3. DUBAUT, NICOLAS, FRA.....	2
FREEBORN, GEOFF, GBR.....	2
HERNANDEZ, YOEL, ESP.....	2
LEMESTRE, PIERRICK, FRA....	2
BOYD, LEON, NED.....	2
8. SMITH, ALEXANDER, GBR.....	3
SPRAGG, STEPHEN, GBR.....	3
MARTIS, SHAIRON, NED.....	3
LEAL, REMIGIO, ESP.....	3
TISELL, JOHAN, SWE.....	3
13. MEURANT, SAMUEL, FRA.....	4
ESSERY, BRIAN, GBR.....	4
15. GONZALEZ, ERIC, ESP.....	5

Home runs allowed

1. OLIVERA, MANUEL, ESP.....	0
CORDEMANS, ROBBIE, NED.....	0
HERNANDEZ, YOEL, ESP.....	0
MEURANT, SAMUEL, FRA.....	0
DUBAUT, NICOLAS, FRA.....	0
LEMESTRE, PIERRICK, FRA....	0
STAEHELY, CHRISTIAN, SWE...	0
FREEBORN, GEOFF, GBR.....	0
SPRAGG, STEPHEN, GBR.....	0
PIQUET, ANTHONY, FRA.....	0
MARTIS, SHAIRON, NED.....	0
MARQUEZ R., ENORBEL, GER...	0
BERGMAN, DAVID, NED.....	0
TISELL, JOHAN, SWE.....	0
HENKENJOHANN, TIM, GER.....	0

Runners picked off

1. OLIVERA, MANUEL, ESP.....	1
PIQUET, ANTHONY, FRA.....	1

Hit batters

1. SPRAGG, STEPHEN, GBR.....	5
2. KAMPEN VAN, MICHIEL, NED...	3
PIQUET, ANTHONY, FRA.....	3
4. SMITH, ALEXANDER, GBR.....	2
HEILMANN, EUGEN, GER.....	2
MOLLER, MANUEL, GER.....	2
HEID, MIRKO, GER.....	2
8. KARLSSON, KENT, SWE.....	1
CIVIT, JAVIER, ESP.....	1
LEMESTRE, PIERRICK, FRA....	1
FREEBORN, GEOFF, GBR.....	1
ESSERY, BRIAN, GBR.....	1
GONZALEZ, ERIC, ESP.....	1
HOGLUND, MAGNUS, SWE.....	1
LEBLANC, MAXIME, FRA.....	1

Runs allowed

1. DUBAUT, NICOLAS, FRA.....	0
LEMESTRE, PIERRICK, FRA....	0
CORDEMANS, ROBBIE, NED.....	0
4. FREEBORN, GEOFF, GBR.....	1
5. OLIVERA, MANUEL, ESP.....	2
HERNANDEZ, YOEL, ESP.....	2
MARQUEZ R., ENORBEL, GER...	2
8. MARTIS, SHAIRON, NED.....	3
9. TISELL, JOHAN, SWE.....	4
BOYD, LEON, NED.....	4
BERGMAN, DAVID, NED.....	4
12. MEURANT, SAMUEL, FRA.....	5
13. HENKENJOHANN, TIM, GER...	6
14. LEAL, REMIGIO, ESP.....	7
SPRAGG, STEPHEN, GBR.....	7

Doubles allowed

1. OLIVERA, MANUEL, ESP.....	0
CORDEMANS, ROBBIE, NED.....	0
DUBAUT, NICOLAS, FRA.....	0
LEMESTRE, PIERRICK, FRA....	0
HERNANDEZ, YOEL, ESP.....	0
6. FREEBORN, GEOFF, GBR.....	1
MEURANT, SAMUEL, FRA.....	1
SPRAGG, STEPHEN, GBR.....	1
MARTIS, SHAIRON, NED.....	1
LEAL, REMIGIO, ESP.....	1
TISELL, JOHAN, SWE.....	1
MARQUEZ R., ENORBEL, GER...	1
13. BERGMAN, DAVID, NED.....	2
BOYD, LEON, NED.....	2
ESSERY, BRIAN, GBR.....	2



EUROBASEBALL'07

Pitching Analysis Leaders (as of Sep 16, 2007) (All games - Series C)

Hitting minimums - 1 Games 1.0 AB/Game 2.7 TPA/Game
Pitching minimums - 1 Games 1.0 IP/Game

B/avg vs left

1. SPRAGG, STEPHEN, GBR.....	.000
CORDEMANS, ROBBIE, NED.....	.000
3. MARQUEZ R., ENORBEL, GER...	.125
FREEBORN, GEOFF, GBR.....	.125
5. DUBAUT, NICOLAS, FRA.....	.136
6. PIQUET, ANTHONY, FRA.....	.143
7. HERNANDEZ, YOEL, ESP.....	.200
8. SMITH, ALEXANDER, GBR.....	.214
9. LEAL, REMIGIO, ESP.....	.313
10. BERGMAN, DAVID, NED.....	.316
11. GONZALEZ, ERIC, ESP.....	.321
12. MEURANT, SAMUEL, FRA.....	.333
13. STAEHEL, CHRISTIAN, SWE...	.357
14. TISELL, JOHAN, SWE.....	.400
LEMESTRE, PIERRICK, FRA....	.400

B/avg vs right

1. BERGMAN, DAVID, NED.....	.074
2. HERNANDEZ, YOEL, ESP.....	.125
3. HENKENJOHANN, TIM, GER.....	.143
4. SPRAGG, STEPHEN, GBR.....	.167
5. BOYD, LEON, NED.....	.188
6. GONZALEZ, ERIC, ESP.....	.195
7. LEMESTRE, PIERRICK, FRA....	.200
MARTIS, SHAIRON, NED.....	.200
9. OLIVERA, MANUEL, ESP.....	.211
10. ESSERY, BRIAN, GBR.....	.219
11. CORDEMANS, ROBBIE, NED.....	.222
12. SMITH, ALEXANDER, GBR.....	.231
13. LEAL, REMIGIO, ESP.....	.250
14. PIQUET, ANTHONY, FRA.....	.273
MEURANT, SAMUEL, FRA.....	.273

B/avg vs leadoff

1. SPRAGG, STEPHEN, GBR.....	.143
DUBAUT, NICOLAS, FRA.....	.143
3. BERGMAN, DAVID, NED.....	.231
4. LEAL, REMIGIO, ESP.....	.250
5. CORDEMANS, ROBBIE, NED.....	.286
6. MARQUEZ R., ENORBEL, GER...	.333
HERNANDEZ, YOEL, ESP.....	.333
LEMESTRE, PIERRICK, FRA....	.333
9. PIQUET, ANTHONY, FRA.....	.385
10. GONZALEZ, ERIC, ESP.....	.389
11. SMITH, ALEXANDER, GBR.....	.400
TISELL, JOHAN, SWE.....	.400
13. BOYD, LEON, NED.....	.444
14. STAEHEL, CHRISTIAN, SWE...	.462
15. HENKENJOHANN, TIM, GER....	.500

B/avg w/2 outs

1. PIQUET, ANTHONY, FRA.....	.000
2. HENKENJOHANN, TIM, GER.....	.083
3. SPRAGG, STEPHEN, GBR.....	.111
4. SMITH, ALEXANDER, GBR.....	.125
FREEBORN, GEOFF, GBR.....	.125
6. OLIVERA, MANUEL, ESP.....	.143
7. HERNANDEZ, YOEL, ESP.....	.167
LEMESTRE, PIERRICK, FRA....	.167
MARTIS, SHAIRON, NED.....	.167
10. ESSERY, BRIAN, GBR.....	.182
11. MARQUEZ R., ENORBEL, GER...	.250
MEURANT, SAMUEL, FRA.....	.250
CORDEMANS, ROBBIE, NED.....	.250
14. BERGMAN, DAVID, NED.....	.267
15. STAEHEL, CHRISTIAN, SWE...	.300

B/avg w/runners

1. SMITH, ALEXANDER, GBR.....	.087
2. MARQUEZ R., ENORBEL, GER...	.118
3. SPRAGG, STEPHEN, GBR.....	.143
4. BERGMAN, DAVID, NED.....	.167
CORDEMANS, ROBBIE, NED.....	.167
HERNANDEZ, YOEL, ESP.....	.167
7. LEMESTRE, PIERRICK, FRA....	.200
8. GONZALEZ, ERIC, ESP.....	.212
9. DUBAUT, NICOLAS, FRA.....	.222
10. HENKENJOHANN, TIM, GER...	.235
11. FREEBORN, GEOFF, GBR.....	.250
12. MELIN, NICKLAS, SWE.....	.263
13. PIQUET, ANTHONY, FRA.....	.300
OLIVERA, MANUEL, ESP.....	.300
15. ESSERY, BRIAN, GBR.....	.304

Fly ball outs

1. GONZALEZ, ERIC, ESP.....	21
2. BERGMAN, DAVID, NED.....	15
SMITH, ALEXANDER, GBR.....	15
4. STAEHEL, CHRISTIAN, SWE...	11
PIQUET, ANTHONY, FRA.....	11
6. MEURANT, SAMUEL, FRA.....	10
7. DUBAUT, NICOLAS, FRA.....	9
ESSERY, BRIAN, GBR.....	9
9. FREEBORN, GEOFF, GBR.....	8
BOYD, LEON, NED.....	8
11. SPRAGG, STEPHEN, GBR.....	7
12.8 tied at.....	6

Ground ball outs

1. ESSERY, BRIAN, GBR.....	20
SMITH, ALEXANDER, GBR.....	20
3. GONZALEZ, ERIC, ESP.....	16
4. STAEHEL, CHRISTIAN, SWE...	13
5. MARQUEZ R., ENORBEL, GER...	12
SPRAGG, STEPHEN, GBR.....	12
7. MELIN, NICKLAS, SWE.....	11
HENKENJOHANN, TIM, GER.....	11
9. LEAL, REMIGIO, ESP.....	10
BERGMAN, DAVID, NED.....	10
PIQUET, ANTHONY, FRA.....	10
12. DUBAUT, NICOLAS, FRA.....	8
BOYD, LEON, NED.....	8
SOUBIEA, NICHOLAS, SWE.....	8
15.2 tied at.....	7

Fly/Ground outs

1. MARTIS, SHAIRON, NED.....	6.00
2. FREEBORN, GEOFF, GBR.....	1.60
3. BERGMAN, DAVID, NED.....	1.50
HERNANDEZ, YOEL, ESP.....	1.50
5. MEURANT, SAMUEL, FRA.....	1.43
6. GONZALEZ, ERIC, ESP.....	1.31
7. CORDEMANS, ROBBIE, NED.....	1.25
LEMESTRE, PIERRICK, FRA....	1.25
9. DUBAUT, NICOLAS, FRA.....	1.13
10. PIQUET, ANTHONY, FRA.....	1.10
11. BOYD, LEON, NED.....	1.00
TISELL, JOHAN, SWE.....	1.00
13. OLIVERA, MANUEL, ESP.....	0.86
14. STAEHEL, CHRISTIAN, SWE...	0.85
15. SMITH, ALEXANDER, GBR.....	0.75

Ground/Fly outs

1. MARQUEZ R., ENORBEL, GER...	3.00
2. MELIN, NICKLAS, SWE.....	2.75
3. ESSERY, BRIAN, GBR.....	2.22
4. HENKENJOHANN, TIM, GER.....	2.20
5. SPRAGG, STEPHEN, GBR.....	1.71
6. LEAL, REMIGIO, ESP.....	1.67
7. SMITH, ALEXANDER, GBR.....	1.33
8. STAEHEL, CHRISTIAN, SWE...	1.18
9. OLIVERA, MANUEL, ESP.....	1.17
10. BOYD, LEON, NED.....	1.00
TISELL, JOHAN, SWE.....	1.00
12. PIQUET, ANTHONY, FRA.....	0.91
13. DUBAUT, NICOLAS, FRA.....	0.89
14. CORDEMANS, ROBBIE, NED.....	0.80
LEMESTRE, PIERRICK, FRA....	0.80

Fly outs/game

1. MEURANT, SAMUEL, FRA.....	12.86
2. DUBAUT, NICOLAS, FRA.....	11.57
3. FREEBORN, GEOFF, GBR.....	11.37
4. MARTIS, SHAIRON, NED.....	10.80
5. GONZALEZ, ERIC, ESP.....	10.70
6. BERGMAN, DAVID, NED.....	10.38
7. TISELL, JOHAN, SWE.....	10.12
8. OLIVERA, MANUEL, ESP.....	9.53
HERNANDEZ, YOEL, ESP.....	9.53
10. SMITH, ALEXANDER, GBR.....	9.42
11. LEMESTRE, PIERRICK, FRA....	9.00
12. PIQUET, ANTHONY, FRA.....	8.74
13. STAEHEL, CHRISTIAN, SWE...	8.49
14. BOYD, LEON, NED.....	7.45
15. SPRAGG, STEPHEN, GBR.....	7.27

Ground outs/game

1. ESSERY, BRIAN, GBR.....	15.88
2. MELIN, NICKLAS, SWE.....	14.85
3. SMITH, ALEXANDER, GBR.....	12.56
4. SPRAGG, STEPHEN, GBR.....	12.46
5. MARQUEZ R., ENORBEL, GER...	12.00
6. OLIVERA, MANUEL, ESP.....	11.12
7. DUBAUT, NICOLAS, FRA.....	10.29
8. TISELL, JOHAN, SWE.....	10.12
9. STAEHEL, CHRISTIAN, SWE...	10.03
10. LEAL, REMIGIO, ESP.....	10.00
11. HENKENJOHANN, TIM, GER...	9.00
MEURANT, SAMUEL, FRA.....	9.00
13. GONZALEZ, ERIC, ESP.....	8.15
14. PIQUET, ANTHONY, FRA.....	7.94
15. BOYD, LEON, NED.....	7.45



Eurobaseball'07

Pitching Per-Game leaders (as of Sep 16, 2007) (All games - Series C)

Hitting minimums - 1 Games 1.0 AB/Game 2.7 TPA/Game
Pitching minimums - 1 Games 1.0 IP/Game

Innings per game

1. DUBAUT, NICOLAS, FRA.....	7.00
MEURANT, SAMUEL, FRA.....	7.00
3. GONZALEZ, ERIC, ESP.....	5.89
4. PIQUET, ANTHONY, FRA.....	5.67
ESSERY, BRIAN, GBR.....	5.67
HERNANDEZ, YOEL, ESP.....	5.67
7. HENKENJOHANN, TIM, GER.....	5.50
8. MARTIS, SHAIRON, NED.....	5.00
9. BOYD, LEON, NED.....	4.83
10. SMITH, ALEXANDER, GBR.....	4.78
11. MARQUEZ R., ENORBEL, GER...	4.50
12. BERGMAN, DAVID, NED.....	4.33
13. STAHELY, CHRISTIAN, SWE...	3.89
14. CORDEMANS, ROBBIE, NED.....	3.50
15. MELIN, NICKLAS, SWE.....	3.33

Strikeouts/game

1. CORDEMANS, ROBBIE, NED.....	12.86
2. MARTIS, SHAIRON, NED.....	12.60
3. HENKENJOHANN, TIM, GER.....	11.45
4. LEMESTRE, PIERRICK, FRA....	10.80
5. LEAL, REMIGIO, ESP.....	10.00
6. HERNANDEZ, YOEL, ESP.....	9.53
7. BOYD, LEON, NED.....	9.31
8. MARQUEZ R., ENORBEL, GER...	9.00
9. FREEBORN, GEOFF, GBR.....	8.53
10. BERGMAN, DAVID, NED.....	8.31
11. GONZALEZ, ERIC, ESP.....	8.15
12. PIQUET, ANTHONY, FRA.....	7.94
13. STAHELY, CHRISTIAN, SWE...	6.94
14. SPRAGG, STEPHEN, GBR.....	5.19
15. DUBAUT, NICOLAS, FRA.....	5.14

Walks allowed/game

1. MARQUEZ R., ENORBEL, GER...	1.00
2. CORDEMANS, ROBBIE, NED.....	1.29
3. BOYD, LEON, NED.....	1.86
4. SMITH, ALEXANDER, GBR.....	1.88
5. GONZALEZ, ERIC, ESP.....	2.55
6. DUBAUT, NICOLAS, FRA.....	2.57
7. FREEBORN, GEOFF, GBR.....	2.84
8. LEAL, REMIGIO, ESP.....	3.00
9. SPRAGG, STEPHEN, GBR.....	3.12
10. ESSERY, BRIAN, GBR.....	3.18
HERNANDEZ, YOEL, ESP.....	3.18
12. LEMESTRE, PIERRICK, FRA....	3.60
13. PIQUET, ANTHONY, FRA.....	4.76
14. BERGMAN, DAVID, NED.....	4.85
15. HENKENJOHANN, TIM, GER.....	4.91

Doubles allowed/game

1. CORDEMANS, ROBBIE, NED.....	0.00
DUBAUT, NICOLAS, FRA.....	0.00
HERNANDEZ, YOEL, ESP.....	0.00
OLIVERA, MANUEL, ESP.....	0.00
LEMESTRE, PIERRICK, FRA....	0.00
6. MARQUEZ R., ENORBEL, GER...	1.00
LEAL, REMIGIO, ESP.....	1.00
8. SPRAGG, STEPHEN, GBR.....	1.04
9. SMITH, ALEXANDER, GBR.....	1.26
10. MEURANT, SAMUEL, FRA.....	1.29
11. BERGMAN, DAVID, NED.....	1.38
12. FREEBORN, GEOFF, GBR.....	1.42
13. GONZALEZ, ERIC, ESP.....	1.53
14. ESSERY, BRIAN, GBR.....	1.59
PIQUET, ANTHONY, FRA.....	1.59

Triples allowed/game

1. GONZALEZ, ERIC, ESP.....	0.00
SMITH, ALEXANDER, GBR.....	0.00
STAHELY, CHRISTIAN, SWE...	0.00
ESSERY, BRIAN, GBR.....	0.00
PIQUET, ANTHONY, FRA.....	0.00
HENKENJOHANN, TIM, GER.....	0.00
BOYD, LEON, NED.....	0.00
LEAL, REMIGIO, ESP.....	0.00
DUBAUT, NICOLAS, FRA.....	0.00
CORDEMANS, ROBBIE, NED.....	0.00
MELIN, NICKLAS, SWE.....	0.00
FREEBORN, GEOFF, GBR.....	0.00
OLIVERA, MANUEL, ESP.....	0.00
TISELL, JOHAN, SWE.....	0.00
MARTIS, SHAIRON, NED.....	0.00

Homers allowed/game

1. BERGMAN, DAVID, NED.....	0.00
STAHELY, CHRISTIAN, SWE...	0.00
PIQUET, ANTHONY, FRA.....	0.00
HENKENJOHANN, TIM, GER.....	0.00
BOYD, LEON, NED.....	0.00
MARQUEZ R., ENORBEL, GER...	0.00
SPRAGG, STEPHEN, GBR.....	0.00
DUBAUT, NICOLAS, FRA.....	0.00
MEURANT, SAMUEL, FRA.....	0.00
CORDEMANS, ROBBIE, NED.....	0.00
MELIN, NICKLAS, SWE.....	0.00
FREEBORN, GEOFF, GBR.....	0.00
OLIVERA, MANUEL, ESP.....	0.00
HERNANDEZ, YOEL, ESP.....	0.00
TISELL, JOHAN, SWE.....	0.00

Batters faced/game

1. STAHELY, CHRISTIAN, SWE...	47.83
2. MELIN, NICKLAS, SWE.....	45.90
3. TISELL, JOHAN, SWE.....	43.88
4. OLIVERA, MANUEL, ESP.....	42.88
5. LEMESTRE, PIERRICK, FRA....	41.40
6. PIQUET, ANTHONY, FRA.....	40.50
SPRAGG, STEPHEN, GBR.....	40.50
8. GONZALEZ, ERIC, ESP.....	40.25
9. MEURANT, SAMUEL, FRA.....	39.86
10. FREEBORN, GEOFF, GBR.....	39.79
11. ESSERY, BRIAN, GBR.....	39.71
12. LEAL, REMIGIO, ESP.....	39.00
13. SMITH, ALEXANDER, GBR.....	38.93
14. BOYD, LEON, NED.....	38.17
15. MARTIS, SHAIRON, NED.....	37.80

Hits allowed/game

1. SPRAGG, STEPHEN, GBR.....	4.15
2. HERNANDEZ, YOEL, ESP.....	4.76
3. CORDEMANS, ROBBIE, NED.....	5.14
4. BERGMAN, DAVID, NED.....	5.54
5. DUBAUT, NICOLAS, FRA.....	6.43
6. FREEBORN, GEOFF, GBR.....	7.11
7. MARTIS, SHAIRON, NED.....	7.20
8. HENKENJOHANN, TIM, GER.....	7.36
9. SMITH, ALEXANDER, GBR.....	7.53
10. PIQUET, ANTHONY, FRA.....	7.94
OLIVERA, MANUEL, ESP.....	7.94
12. GONZALEZ, ERIC, ESP.....	8.66
13. MARQUEZ R., ENORBEL, GER...	9.00
MEURANT, SAMUEL, FRA.....	9.00
LEMESTRE, PIERRICK, FRA....	9.00

Runs allowed/game

1. DUBAUT, NICOLAS, FRA.....	0.00
CORDEMANS, ROBBIE, NED.....	0.00
LEMESTRE, PIERRICK, FRA....	0.00
4. FREEBORN, GEOFF, GBR.....	1.42
5. MARQUEZ R., ENORBEL, GER...	2.00
6. BERGMAN, DAVID, NED.....	2.77
7. OLIVERA, MANUEL, ESP.....	3.18
HERNANDEZ, YOEL, ESP.....	3.18
9. BOYD, LEON, NED.....	3.72
10. GONZALEZ, ERIC, ESP.....	4.58
11. HENKENJOHANN, TIM, GER.....	4.91
12. SMITH, ALEXANDER, GBR.....	5.02
13. MARTIS, SHAIRON, NED.....	5.40
14. PIQUET, ANTHONY, FRA.....	6.35
15. MEURANT, SAMUEL, FRA.....	6.43

Earned runs/game

1. DUBAUT, NICOLAS, FRA.....	0.00
CORDEMANS, ROBBIE, NED.....	0.00
LEMESTRE, PIERRICK, FRA....	0.00
4. BOYD, LEON, NED.....	0.93
5. BERGMAN, DAVID, NED.....	1.38
6. FREEBORN, GEOFF, GBR.....	1.42
7. HERNANDEZ, YOEL, ESP.....	1.59
8. MARTIS, SHAIRON, NED.....	1.80
9. MARQUEZ R., ENORBEL, GER...	2.00
10. SMITH, ALEXANDER, GBR.....	2.51
11. GONZALEZ, ERIC, ESP.....	2.55
12. OLIVERA, MANUEL, ESP.....	3.18
13. HENKENJOHANN, TIM, GER.....	4.09
14. PIQUET, ANTHONY, FRA.....	4.76
ESSERY, BRIAN, GBR.....	4.76



EUROBASEBALL'07

Fielding Leaders (as of Sep 16, 2007) (All games - Series C)

Hitting minimums - 1 Games
Pitching minimums - 1 Games 1.0 IP/Game

Fielding pct

1. JONG DE, SIDNEY, NED.....	1.000
YOUNG, IAN, GBR.....	1.000
HEYMER, JENS, GER.....	1.000
PILEGARD, MAGNUS, SWE.....	1.000
GRONAUER, KAI, GER.....	1.000
JOHANNESSEN, BJORN, SWE....	1.000
FIGUEROA, DANIEL, ESP.....	1.000
HEATH, DARREN, GBR.....	1.000
LINDBERG, DEAN, SWE.....	1.000
MCQUEARY-ENNIS, AEDEN, GBR..	1.000
RIERA, JOSE LUIS, ESP.....	1.000
HAGIWARA, KENJI, FRA.....	1.000
WULF, DOMINIK, GER.....	1.000
LINDGREN, PER, SWE.....	1.000
BALENTINA, RANDOLF, NED....	1.000

Assists

1. JANZEN, ANDREAS, GER.....	23
2. COLLINS, TIMOTHY, GBR.....	22
3. STATIA, HAINLEY, NED.....	18
4. REIMER, RICKARD, SWE.....	16
5. ROBERTS, ADAM, GBR.....	12
LJUNG, RICKARD, SWE.....	12
7. PEYRICHOU, FLORIAN, FRA....	11
SPEER, JENDRICK, GER.....	11
PEREZ, NESTOR, ESP.....	11
HERVE, SEBASTIEN, FRA.....	11
11. UST, BRANT, GBR.....	10
SORGI, ADAM, SWE.....	10
13. SANCHEZ, DANIEL, ESP.....	9
DUURSMA, MICHAEL, NED.....	9
15.2 tied at.....	8

Catchers interference

Caught stealing by

1. PILEGARD, MAGNUS, SWE.....	3
2. STAEHELY, CHRISTIAN, SWE...	2
HENKENJOHANN, TIM, GER.....	2
4. JONG DE, SIDNEY, NED.....	1
CORDEMANS, ROBBIE, NED.....	1
MARTIS, SHAIRON, NED.....	1
PIQUET, ANTHONY, FRA.....	1
HERNANDEZ, YOEL, ESP.....	1
MELIN, NICKLAS, SWE.....	1
GRONAUER, KAI, GER.....	1
MARCHE, BORIS, FRA.....	1

Chances

1. JONG DE, SIDNEY, NED.....	44
2. YOUNG, IAN, GBR.....	43
3. HEYMER, JENS, GER.....	38
4. NAVARRO, DEWIS, ESP.....	37
5. PILEGARD, MAGNUS, SWE.....	36
GRONAUER, KAI, GER.....	36
7. MARCHE, BORIS, FRA.....	35
8. JANZEN, ANDREAS, GER.....	34
9. JOHANNESSEN, BJORN, SWE....	33
10. DECASTER, YURENDELL, NED...	32
11. STATIA, HAINLEY, NED.....	30
12. NICKEAS, MIKE, GBR.....	29
13. PEYRICHOU, FLORIAN, FRA....	28
FREIRE, ALEJANDRO, ESP.....	28
15. COLLINS, TIMOTHY, GBR.....	24

Fielding double plays

1. DECASTER, YURENDELL, NED...	8
2. STATIA, HAINLEY, NED.....	6
DUURSMA, MICHAEL, NED.....	6
4. UST, BRANT, GBR.....	3
YOUNG, IAN, GBR.....	3
JANZEN, ANDREAS, GER.....	3
FRANKE, MICHAEL, GER.....	3
8. SORGI, ADAM, SWE.....	2
MARCHE, BORIS, FRA.....	2
ADRIANA, SHARNOL, NED.....	2
HEYMER, JENS, GER.....	2
SPEER, JENDRICK, GER.....	2
MCQUEARY-ENNIS, AEDEN, GBR..	2
PEYRICHOU, FLORIAN, FRA....	2
ROBERTS, ADAM, GBR.....	2

Steal attempts against

1. PILEGARD, MAGNUS, SWE.....	9
2. NICKEAS, MIKE, GBR.....	5
GRONAUER, KAI, GER.....	5
HENKENJOHANN, TIM, GER.....	5
MARCHE, BORIS, FRA.....	5
6. NAVARRO, DEWIS, ESP.....	3
MELIN, NICKLAS, SWE.....	3
PIQUET, ANTHONY, FRA.....	3
9. ESSERY, BRIAN, GBR.....	2
STAEHELY, CHRISTIAN, SWE...	2
HERNANDEZ, YOEL, ESP.....	2
FREEBORN, GEOFF, GBR.....	2
STENIS, MATTIAS, SWE.....	2
14.17 tied at.....	1

Errors

1. FREIRE, DANIEL J., ESP.....	3
JANZEN, ANDREAS, GER.....	3
3. LJUNG, RICKARD, SWE.....	2
REIMER, RICKARD, SWE.....	2
MARCHE, BORIS, FRA.....	2
FRANKE, MICHAEL, GER.....	2
ROBERTS, ADAM, GBR.....	2
GAUTHIER, DAVID, FRA.....	2
PEYRICHOU, FLORIAN, FRA....	2
10.32 tied at.....	1

Putouts

1. JONG DE, SIDNEY, NED.....	42
2. YOUNG, IAN, GBR.....	41
3. HEYMER, JENS, GER.....	35
NAVARRO, DEWIS, ESP.....	35
5. JOHANNESSEN, BJORN, SWE....	33
6. GRONAUER, KAI, GER.....	32
7. MARCHE, BORIS, FRA.....	30
8. PILEGARD, MAGNUS, SWE.....	29
9. NICKEAS, MIKE, GBR.....	26
10. FREIRE, ALEJANDRO, ESP.....	25
DECASTER, YURENDELL, NED...	25
12. FIGUEROA, DANIEL, ESP.....	18
13. HEATH, DARREN, GBR.....	16
ROUSSEAU, JEROME, FRA.....	16
15.3 tied at.....	15

Passed balls

1. NAVARRO, DEWIS, ESP.....	1
GRONAUER, KAI, GER.....	1

Stolen bases against

1. PILEGARD, MAGNUS, SWE.....	6
2. NICKEAS, MIKE, GBR.....	5
3. GRONAUER, KAI, GER.....	4
MARCHE, BORIS, FRA.....	4
5. NAVARRO, DEWIS, ESP.....	3
HENKENJOHANN, TIM, GER.....	3
7. STENIS, MATTIAS, SWE.....	2
FREEBORN, GEOFF, GBR.....	2
MELIN, NICKLAS, SWE.....	2
PIQUET, ANTHONY, FRA.....	2
ESSERY, BRIAN, GBR.....	2
12.15 tied at.....	1



EUROBASEBALL'07



EuroBaseball2007 – Olympic Qualifier

To All Head Coaches, Team Managers and Delegation Leaders.

Barcelona, 16th September 2007

Dear Sirs,

Please note:

In game #38, Spain versus The Netherlands – Viladecans 15th September 2007, the Spanish player Juan Garcia(#19) was ejected from the game. According the competition rules, the Technical Commission has issued both a warning and a fine of Euro 310,00.

In game (#38), Spain versus The Netherlands – Viladecans 15th September 2007, the Spanish player Daniel Jose Freire (#13) was ejected from the game. According the competition rules, the Technical Commission has issued a suspension of 1(one) game and a fine of Euro 310,00. This player is suspended for the game of the team of Spain versus Sweden scheduled for today 16th September 2007.

Jan Esselman
Chairman Technical Commission

