

**czech republic**  
**spain**  
**sweden**  
**croatia**  
**germany**  
**netherlands**  
**italy**

**daily report** **5**  
**boletín diario**

**baseball**  **worldcup**  
**2009**  **IBAF™**  
INTERNATIONAL BASEBALL FEDERATION



## **Czech Republic**

Spain

Sweden

Croatia

Germany

Netherlands

Italy



# Pool A



### Teams - Equipos

Australia (AUS)	Czech Republic (CZE)
Chinese Taipei (TPE)	Mexico (MEX)

## First Round

### Results - Resultados

G	At time	Ballpark	Pool	Home team	Visiting team	Final Score	Inn
<b>Wednesday 9th September</b>							
1	16:30	Prague	A	<b>Czech Repub.</b>	<b>Australia</b>	<b>4 - 17</b>	
<b>Thursday 10th September</b>							
6	16:30	Prague	A	<b>Chinese Taipei</b>	<b>Mexico</b>	<b>0 - 8</b>	
<b>Friday 11th September</b>							
12	12:30	Prague	A	<b>Australia</b>	<b>Chinese Taipei</b>	<b>7 - 5</b>	
16	16:30	Prague	A	<b>Mexico</b>	<b>Czech Repub.</b>	<b>9 - 0</b>	
<b>Saturday 12th September</b>							
23	12:30	Prague	A	<b>Australia</b>	<b>Mexico</b>	<b>9 - 10</b>	
26	16:30	Prague	A	<b>Czech Repub.</b>	<b>Chinese Taipei</b>	<b>1 - 10</b>	

### Standing Pool A – Clasificación Pool A

Pos	Team	GP	WO	LO	AVG	GB
1	Mexico	3	3	0	<b>1000</b>	0
2	Australia	3	2	1	<b>667</b>	1
3	Chinese Taipei	3	1	2	<b>333</b>	2
4	Czech Republic	3	0	3	<b>0</b>	3



czech republic  
spain • sweden  
croatia • germany  
netherlands • italy

# Game Summary 23



## Australia - Mexico



Sep 12, 2009 at Prague (Eagles)

### Mexico 10 (3-0)

Player	AB	R	H	BI	2B	3B	HR	BB	SB	CS	HP	SH	SF	SO	IBB	KL	GDP	PO	A	E
ARREDONDO cf	3	0	1	0	1	0	0	0	0	0	0	0	0	1	0	0	0	1	0	0
TERRAZAS ph/cf	2	0	1	1	1	0	0	0	0	0	0	0	0	0	0	0	0	0	0	0
ROBLES ss	5	0	1	0	0	0	0	0	0	0	0	0	0	0	0	0	0	1	1	0
COTA lf	4	1	1	1	0	0	1	0	0	0	0	0	0	0	0	0	0	4	0	0
MUNOZ c	1	0	0	0	0	0	0	0	0	0	0	0	0	0	0	0	0	4	0	0
SOTO c/lb	4	1	0	0	0	0	0	1	0	0	0	0	0	2	0	2	0	8	0	0
MARTINEZ 1b	0	0	0	0	0	0	0	0	0	0	0	0	0	0	0	0	0	2	0	0
QUINTERO dh	5	3	5	1	2	0	0	0	0	0	0	0	0	0	0	0	0	0	0	0
PRESICHI rf/lf	4	2	3	3	0	0	1	1	1	0	0	0	0	0	0	0	1	2	0	0
CONTRERAS 1b	3	1	1	0	1	0	0	0	0	0	0	0	1	0	0	0	0	2	0	0
VALENZUELA rf	2	0	0	0	0	0	0	0	0	0	0	0	1	0	0	0	0	1	0	0
VALENCIA 3b	5	2	3	4	0	0	1	0	0	0	0	0	0	1	0	0	0	0	1	1
MOREJON 2b	4	0	0	0	0	0	0	0	0	0	0	0	1	0	0	0	0	2	1	0
RIVERA O p	0	0	0	0	0	0	0	0	0	0	0	0	0	0	0	0	0	0	0	0
QUINTANILLA p	0	0	0	0	0	0	0	0	0	0	0	0	0	0	0	0	0	0	0	0
CASTELLANOS p	0	0	0	0	0	0	0	0	0	0	0	0	0	0	0	0	0	0	0	0
LOPEZ p	0	0	0	0	0	0	0	0	0	0	0	0	0	0	0	0	0	0	0	0
GUERRERO p	0	0	0	0	0	0	0	0	0	0	0	0	0	0	0	0	0	0	0	0
NAVARRO p	0	0	0	0	0	0	0	0	0	0	0	0	0	0	0	0	0	0	0	0
Totals.....	42	10	16	10	5	0	3	2	1	0	0	0	0	7	0	2	1	27	3	1

### Australia 9 (2-1)

Player	AB	R	H	BI	2B	3B	HR	BB	SB	CS	HP	SH	SF	SO	IBB	KL	GDP	PO	A	E
LINGER lf/2b	5	1	2	1	0	0	1	0	0	0	0	0	0	1	0	0	0	2	0	0
HARMAN 2b/3b	4	0	1	1	0	0	0	1	0	0	0	0	1	0	0	0	4	5	1	0
SNELLING cf	5	1	1	1	0	0	1	0	0	0	0	0	1	0	0	0	4	0	0	0
HUGHES dh	4	0	0	0	0	0	0	1	0	0	0	0	0	3	0	1	0	0	0	0
KENNELLY T rf	5	0	0	0	0	0	0	0	0	0	0	0	3	0	0	0	0	0	0	0
WELCH S 1b	4	1	1	0	0	0	0	1	0	0	0	0	0	0	0	0	7	0	0	0
KENNELLY M c/lf	5	3	3	2	1	0	1	0	0	0	0	0	0	0	0	0	7	0	0	0
BERG 3b	3	1	1	1	0	0	0	0	0	0	0	0	1	0	0	0	1	2	0	0
NAUGHTON ph/c	1	1	1	2	0	0	1	0	0	0	0	0	0	0	0	0	1	0	0	0
BERESFORD ss	4	1	2	1	2	0	0	0	0	0	0	0	0	0	0	0	0	1	0	0
BLACKLEY p	0	0	0	0	0	0	0	0	0	0	0	0	0	0	0	0	0	0	0	0
NAYLOR p	0	0	0	0	0	0	0	0	0	0	0	0	0	0	0	0	0	0	0	0
WISE p	0	0	0	0	0	0	0	0	0	0	0	0	0	0	0	0	0	0	0	0
COX p	0	0	0	0	0	0	0	0	0	0	0	0	0	0	0	0	1	0	0	0
RUZIC p	0	0	0	0	0	0	0	0	0	0	0	0	0	0	0	0	0	0	0	0
MILDREN p	0	0	0	0	0	0	0	0	0	0	0	0	0	0	0	0	0	0	0	0
HILL p	0	0	0	0	0	0	0	0	0	0	0	0	0	0	0	0	0	0	0	0
Totals.....	40	9	12	9	3	0	4	3	0	0	0	0	10	0	1	0	27	8	1	1

Mexico	IP	H	R	ER	BB	SO	WP	HB	BK	IBB	SH	SF	CI	2B	3B	HR	AB	BF	FO	GO	NP
RIVERA O	5.0	4	2	2	1	6	0	0	0	0	0	0	0	1	0	2	19	20	7	2	88
QUINTANILLA	0.2	4	5	5	1	1	0	0	0	0	0	0	0	2	0	1	6	7	1	0	24
CASTELLANOS	0.0	2	0	0	0	0	0	0	0	0	0	0	0	0	0	0	2	2	0	0	8
LOPEZ	1.1	0	0	0	0	1	0	0	0	0	0	0	0	0	0	0	4	4	3	0	11
GUERRERO W,1-0	1.0	2	2	2	1	1	0	0	0	0	0	0	0	0	0	1	5	6	1	1	28
NAVARRO S,1	1.0	0	0	0	0	1	0	0	0	0	0	0	0	0	0	0	4	4	0	2	23

Australia	IP	H	R	ER	BB	SO	WP	HB	BK	IBB	SH	SF	CI	2B	3B	HR	AB	BF	FO	GO	NP
BLACKLEY	1.0	0	0	0	0	1	0	0	0	0	0	0	0	0	0	0	3	3	2	0	13
NAYLOR	0.0	4	5	5	1	1	0	0	0	0	0	0	0	2	0	2	4	5	0	0	18
WISE	1.0	1	0	0	0	1	0	0	0	0	0	0	0	1	0	0	4	4	0	2	14
COX	1.0	2	2	2	1	0	0	0	0	0	0	0	0	0	0	0	5	6	2	1	20
RUZIC	2.0	3	0	0	0	3	0	0	0	0	0	0	0	0	0	0	9	9	1	2	36
MILDREN	2.0	2	1	1	0	1	0	0	0	0	0	0	0	0	0	1	7	7	2	2	22
HILL L,0-1	2.0	4	2	2	0	1	0	0	0	0	0	0	0	2	0	0	10	10	3	2	42

Umpires - HP: REY Carlos (PUR) 1B: HORII Akira (JPN) 2B: KROUPA Jiri(CZE) 3B: PRIBYL Frantis(CZE)  
Scorers: MOORE Brian(USA), KREJCIK Daniel(CZE), PROS Petr(CZE) TC: BABA Jim(USA), BILEK Bohumil(CZE)

Start: 12:33 Time: 3:23 Attendance: Weather: Mainly sunny  
Game notes: CASTELLANOS faced 2 batters in the 6th. NAYLOR faced 5 batters in the 2nd.Game: 023



## Game Summary 26



### Czech Republic - Chinese Taipei



Sep 12, 2009 at Prague (Eagles)

#### Chinese Taipei 10 (1-0)

Player	AB	R	H	BI	2B	3B	HR	BB	SB	CS	HP	SH	SF	SO	IBB	KL	GDP	PO	A	E
LIN CHIH 3b	6	0	2	0	0	0	0	0	0	0	0	0	0	1	0	0	0	0	2	0
LIN HAN ss	5	1	2	0	1	0	0	1	0	0	0	0	0	1	0	0	0	2	3	0
LIN KUO 1b	5	2	1	1	0	0	0	1	0	0	0	0	0	0	0	0	1	8	0	0
WU C rf	4	2	1	1	0	0	0	1	0	0	1	0	0	0	0	0	0	1	0	0
LIN KEN cf	5	2	2	2	0	0	0	0	0	0	0	0	0	1	0	1	0	3	0	0
KUO M 2b	4	1	2	1	0	0	0	1	0	0	0	0	0	1	0	1	0	1	2	0
LIN HU dh	4	1	3	4	1	0	0	0	0	0	0	0	1	1	0	0	0	0	0	0
LIN KUN c	4	0	2	1	0	0	0	0	0	0	1	0	0	0	0	0	0	10	1	0
KUO T lf	4	1	1	0	0	0	0	1	0	0	0	0	0	1	0	0	0	2	0	0
HSU p	0	0	0	0	0	0	0	0	0	0	0	0	0	0	0	0	0	0	1	0
LIN YU p	0	0	0	0	0	0	0	0	0	0	0	0	0	0	0	0	0	0	1	0
Totals.....	41	10	16	10	2	0	0	5	0	0	2	0	1	6	0	2	1	27	10	0

#### Czech Republic 1 (0-1)

Player	AB	R	H	BI	2B	3B	HR	BB	SB	CS	HP	SH	SF	SO	IBB	KL	GDP	PO	A	E
HAJTMAR 2b	1	0	1	0	0	0	0	0	0	0	1	0	0	0	0	0	0	1	1	0
HEJMA rf	1	0	0	0	0	0	0	0	0	0	1	0	0	0	0	0	0	0	0	0
VESELY rf	2	0	0	0	0	0	0	0	0	0	0	0	0	0	0	0	1	3	1	0
ONDRACEK lf	2	0	0	0	0	0	0	0	0	0	0	0	0	2	0	0	0	0	0	1
POLANSKY 3b	1	0	0	0	0	0	0	1	0	0	0	0	0	0	0	0	0	0	0	2
SLADEK 3b	2	0	0	0	0	0	0	0	0	0	0	0	0	1	0	1	0	0	0	0
NEMEC 1b	1	0	0	0	0	0	0	0	0	0	0	0	0	1	0	1	0	3	0	1
BUDSKY 1b	3	1	1	1	0	0	1	0	0	0	0	0	0	1	0	0	0	4	2	0
SCHNEIDER lf/rf	4	0	0	0	0	0	0	0	0	0	0	0	0	3	0	1	0	1	1	0
NAVRATIL dh	3	0	1	0	0	0	0	0	0	0	0	0	0	1	0	0	0	0	0	0
BAROCH ss	3	0	0	0	0	0	0	0	0	0	0	0	0	0	0	0	0	1	3	0
CECH c	3	0	1	0	0	0	0	0	0	0	0	0	0	0	0	0	0	6	1	0
HRUSOVSKY cf	3	0	0	0	0	0	0	0	0	0	0	0	0	2	0	1	0	6	0	0
MINARIK p	0	0	0	0	0	0	0	0	0	0	0	0	0	0	0	0	0	0	1	0
REHACEK p	0	0	0	0	0	0	0	0	0	0	0	0	0	0	0	0	0	0	0	0
BOKAJ p	0	0	0	0	0	0	0	0	0	0	0	0	0	0	0	0	0	2	0	0
KUBAT p	0	0	0	0	0	0	0	0	0	0	0	0	0	0	0	0	0	0	0	0
Totals.....	29	1	4	1	0	0	1	1	0	0	2	0	0	11	0	4	1	27	10	4

Chinese Taipei	IP	H	R	ER	BB	SO	WP	HB	BK	IBB	SH	SF	CI	2B	3B	HR	AB	BF	FO	GO	NP
HSU	3.0	3	0	0	1	2	0	1	0	0	0	0	0	0	0	0	10	12	1	4	43
LIN YU W,1-0	6.0	1	1	1	0	9	0	1	0	0	0	0	0	0	0	1	19	20	6	3	66

Czech Republic	IP	H	R	ER	BB	SO	WP	HB	BK	IBB	SH	SF	CI	2B	3B	HR	AB	BF	FO	GO	NP
MINARIK L,0-1	1.2	9	10	2	2	0	0	0	0	0	0	1	0	1	0	0	14	17	3	2	48
REHACEK	3.1	3	0	0	2	4	0	1	0	0	0	0	0	1	0	0	12	15	5	0	60
BOKAJ	3.0	4	0	0	0	2	0	1	0	0	0	0	0	0	0	0	13	14	4	3	60
KUBAT	1.0	0	0	0	1	0	0	0	0	0	0	0	0	0	0	0	2	3	1	1	16

Umpires - HP: BESZCYNYSKI Dana(AUT) 1B: POSNY Christian(GER) 2B: BIEHL Dirk(GER)  
 3B: PHILANDER Denis(RSA)  
 Scorers: MOORE Brian (USA), PROS Petr (CZE), HANZLIKOVA Michaela (CZE)  
 TC: BOKERN Paul (NED), MIKA Jaroslav (CZE)

Start: 16:34 Time: 2:43 Attendance: 2500 Weather: Sunny  
 Game notes:  
 Game: 026





Czech Republic

**Spain**

Sweden

Croatia

Germany

Netherlands

Italy



## Pool B



### Teams - Equipos

Cuba	(CUB)	Republic of South Africa	(RSA)
Puerto Rico	(PUR)	Spain	(ESP)

## First Round

### Results - Resultados

G	At time	Ballpark	Pool	Home team	Visiting team	Final Score	Inn
<b>Wednesday 9th September</b>							
2	19:00	Barcelona	B	<b>Spain</b>	<b>South Africa</b>	<b>15 - 0</b>	8
<b>Thursday 10th September</b>							
8	19:00	Barcelona	B	<b>Puerto Rico</b>	<b>Cuba</b>	<b>0 - 10</b>	7
<b>Friday 11th September</b>							
11	11:00	Barcelona	B	<b>Cuba</b>	<b>South Africa</b>	<b>10 - 5</b>	
18	18:00	Barcelona	B	<b>Spain</b>	<b>Puerto Rico</b>	<b>3 - 5</b>	
<b>Saturday 12th September</b>							
21	11:00	Barcelona	B	<b>Cuba</b>	<b>Spain</b>	<b>5 - 4</b>	
28	17:00	Barcelona	B	<b>South Africa</b>	<b>Puerto Rico</b>	<b>0 - 12</b>	7

### Standing Pool B – Clasificación Pool B

Pos	Team	GP	WO	LO	AVG	GB
1	Cuba	3	3	0	<b>1000</b>	0
2	Puerto Rico	3	2	1	<b>667</b>	1
3	Spain	3	1	2	<b>333</b>	2
4	Republic of South Africa	3	0	3	<b>0</b>	3



# Game Summary 21



## Cuba - Spain



Sep 12, 2009 at BARCELONA (C.PEREZ DE ROZAS)

### Spain 4 (1-2)

Player	AB	R	H	BI	2B	3B	HR	BB	SB	CS	HP	SH	SF	SO	IBB	KL	GDP	PO	A	E
FIGUEROA D cf	4	0	2	1	0	0	0	1	0	0	0	0	0	1	0	1	0	4	0	0
MARTINEZ rf	4	0	0	0	0	0	0	0	0	0	1	0	0	1	0	0	0	0	0	0
FIGUEROA P ss	4	1	2	0	0	1	0	0	1	0	1	0	0	1	0	0	0	0	4	0
PEREZ L lf	3	0	0	0	0	0	0	1	0	0	1	0	0	1	0	1	0	5	1	0
NAVARRO c	4	2	1	1	0	0	0	1	0	0	0	0	0	1	0	0	0	4	0	0
DOMERO 3b	1	0	0	0	0	0	0	0	0	0	0	0	0	0	0	0	0	0	0	0
GALVAN 3b	3	0	0	0	0	0	0	0	0	0	1	0	0	1	0	1	0	0	0	0
MONTIEL 1b	2	0	0	0	0	0	0	0	0	0	0	0	0	2	0	0	0	3	0	0
RIERA 1b	2	1	2	0	0	0	0	1	0	0	0	0	0	0	0	0	0	1	0	0
CRUZ J. pr	0	0	0	0	0	0	0	0	0	0	0	0	0	0	0	0	0	0	0	0
SANCHEZ 2b	3	0	0	1	0	0	0	1	0	1	1	0	0	2	0	0	0	7	2	0
FEBLES dh	4	0	2	1	0	0	0	0	0	0	0	1	1	0	1	0	0	0	0	0
GRANADOS p	0	0	0	0	0	0	0	0	0	0	0	0	0	0	0	0	0	0	0	0
BELMONTE p	0	0	0	0	0	0	0	0	0	0	0	0	0	0	0	0	0	0	0	0
GUTIERREZ p	0	0	0	0	0	0	0	0	0	0	0	0	0	0	0	0	0	0	0	0
OLIVERA p	0	0	0	0	0	0	0	0	0	0	0	0	0	0	0	0	0	0	0	0
BALBOA p	0	0	0	0	0	0	0	0	0	0	0	0	0	0	0	0	0	0	0	0
Totals.....	34	4	9	4	0	1	0	5	1	1	5	0	1	11	0	4	0	24	7	0

### Cuba 5 (3-0)

Player	AB	R	H	BI	2B	3B	HR	BB	SB	CS	HP	SH	SF	SO	IBB	KL	GDP	PO	A	E
OLIVERA 2b	4	0	0	0	0	0	0	0	0	0	0	0	0	2	0	2	1	1	3	0
ENRIQUEZ dh	3	1	3	0	0	0	0	1	0	0	0	0	0	0	0	0	0	0	0	0
GOURRIEL 3b	4	0	2	0	0	0	0	0	0	0	0	0	0	1	0	0	0	3	1	0
CEPEDA lf	4	1	1	0	0	0	0	0	0	0	0	0	0	0	0	1	1	1	0	0
DESPAIGNE rf	3	1	0	0	0	0	0	1	0	0	0	0	0	0	0	0	0	0	0	0
MARTIN L cf	0	0	0	0	0	0	0	0	0	0	0	0	0	0	0	0	0	0	0	0
CESPEDES cf/rf	4	1	2	1	2	0	0	0	0	0	0	0	0	1	0	0	0	1	0	0
ABREU 1b	2	0	0	0	0	0	0	0	0	0	0	0	0	0	0	0	0	3	0	0
BORRERO ph/lb	2	0	2	2	0	0	0	0	0	0	0	0	0	0	0	0	0	1	1	0
PESTANO c	3	0	0	0	0	0	0	0	0	0	0	0	0	0	0	0	0	10	1	0
PERAZA ph	1	1	1	2	0	0	1	0	0	0	0	0	0	0	0	0	0	0	0	0
SANCHEZ c	0	0	0	0	0	0	0	0	0	0	0	0	0	0	0	0	0	1	0	0
NAVAS ss	2	0	1	0	0	0	0	1	0	0	0	0	0	0	0	0	0	3	3	0
BORROTO ss	1	0	1	0	0	0	0	0	0	0	0	0	0	0	0	0	0	1	0	0
FOLCH p	0	0	0	0	0	0	0	0	0	0	0	0	0	0	0	0	0	1	0	0
MARTINEZ p	0	0	0	0	0	0	0	0	0	0	0	0	0	0	0	0	0	0	0	0
PEDROSO p	0	0	0	0	0	0	0	0	0	0	0	0	0	0	0	0	0	0	0	0
GARCIA p	0	0	0	0	0	0	0	0	0	0	0	0	0	0	0	0	0	1	1	0
Totals.....	33	5	13	5	2	0	1	3	0	0	0	0	0	4	0	2	2	27	10	0

Spain	IP	H	R	ER	BB	SO	WP	HB	BK	IBB	SH	SF	CI	2B	3B	HR	AB	BF	FO	GO	NP
GRANADOS	4.2	4	0	0	2	2	0	0	0	0	0	0	0	1	0	0	16	18	7	3	76
BELMONTE	1.0	3	3	3	0	0	0	0	0	0	0	0	0	1	0	0	6	6	2	1	26
GUTIERREZ	1.0	3	0	0	0	1	0	0	0	0	0	0	0	0	0	0	6	6	1	1	20
OLIVERA	0.1	0	1	1	1	0	2	0	0	0	0	0	0	0	0	0	1	2	1	0	10
BALBOA L,0-1	1.0	3	1	1	0	1	0	0	0	0	0	0	0	0	0	1	4	4	0	0	14
Cuba	IP	H	R	ER	BB	SO	WP	HB	BK	IBB	SH	SF	CI	2B	3B	HR	AB	BF	FO	GO	NP
FOLCH	4.2	2	0	0	3	5	0	2	0	0	0	1	0	0	0	0	14	20	4	4	82
MARTINEZ	1.0	2	2	2	1	2	0	1	0	0	0	0	0	0	0	0	5	7	1	0	27
PEDROSO	0.1	3	2	2	0	0	0	1	0	0	0	0	0	0	1	0	4	5	1	0	21
GARCIA W,1-0	3.0	2	0	0	1	4	0	1	0	0	0	0	0	0	0	0	11	13	1	4	51

Umpires - HP: MENDOZA Jairo (NIC) 1B: HIGGINS Scott (USA) 2B: WARD Gary (SWE) 3B: KARLSSON Jerry (SWE)  
SCOREKEEPER: MARTIN Jose (ESP) SALVADOR Elisabeth (ESP) FERNANDEZ Noelia  
TC: HOFFMAN Roland (GER) GUILIZZONI Giuseppe (ITA)

Start: 11:00 Time: 3:54 min Attendance: 1500 Weather: SUNNY  
Game notes: PEDROSO faced 3 batters in the 7th. OLIVERA faced 1 batter in the 8th. Game: 021





# Game Summary 28



## Republic of South Africa - Puerto Rico



Sep 12, 2009 at BARCELONA (C PEREZ DE ROZAS)

### Puerto Rico 12 (2-1)

Player	AB	R	H	BI	2B	3B	HR	BB	SB	CS	HP	SH	SF	SO	IBB	KL	GDP	PO	A	E
NEGRON rf	2	1	0	1	0	0	0	3	0	0	0	0	0	0	0	0	0	4	0	0xq
VALENTIN dh	5	3	2	3	0	1	0	0	0	0	0	0	0	0	0	0	0	0	0	0
MATOS cf	4	2	2	1	0	0	0	0	0	0	1	0	0	1	0	0	0	0	0	0
RIVERA lb	3	1	2	3	0	0	1	0	0	0	0	0	1	0	0	0	0	5	0	0
MORALES ph/c	1	0	0	0	0	0	0	0	0	0	0	0	0	0	0	0	0	0	0	0
CASANOVA c/lb	4	0	1	1	0	0	0	1	0	0	0	0	0	1	0	0	0	7	1	0
GOTAY 3b	3	1	0	1	0	0	0	1	0	0	0	0	0	1	0	0	0	0	0	1
ABREU lf	4	2	3	0	1	0	0	0	0	0	0	0	0	0	0	0	0	0	0	0
FALU 2b	4	0	1	1	0	0	0	0	0	1	0	0	0	0	0	0	0	0	4	0
SANCHEZ ss	2	2	2	1	0	1	0	2	0	0	0	0	0	0	0	0	0	5	4	1
NIEVES p	0	0	0	0	0	0	0	0	0	0	0	0	0	0	0	0	0	0	1	0
PADILLA p	0	0	0	0	0	0	0	0	0	0	0	0	0	0	0	0	0	0	0	0
Totals.....	32	12	13	12	1	2	1	7	0	1	1	0	1	3	0	0	0	21	10	2

### Rep. South Africa 0 (0-3)

Player	AB	R	H	BI	2B	3B	HR	BB	SB	CS	HP	SH	SF	SO	IBB	KL	GDP	PO	A	E
NGOEPE ss	3	0	1	0	0	0	0	0	0	0	0	0	0	0	0	0	1	1	0	0
RANDALL A 2b	3	0	1	0	0	0	0	0	0	0	0	0	0	0	0	0	1	1	7	0
PHILLIPS J cf	3	0	0	0	0	0	0	0	0	1	0	0	0	1	0	1	1	1	0	0
EKERMANS lf	3	0	1	0	1	0	0	0	0	0	0	0	0	0	0	0	0	0	0	0
LAZARUS 3b	3	0	0	0	0	0	0	0	0	0	0	0	0	1	0	0	0	0	1	1
HOLGATE rf	2	0	0	0	0	0	0	0	0	0	0	0	0	1	0	1	0	1	0	0
HOSKINS lb	2	0	0	0	0	0	0	0	0	0	0	0	0	1	0	0	0	15	0	1
WHITE c	2	0	0	0	0	0	0	0	0	0	0	0	0	2	0	1	0	2	2	0
BOOTH dh	1	0	0	0	0	0	0	0	0	0	1	0	0	0	0	0	0	0	0	0
SMITH p	0	0	0	0	0	0	0	0	0	0	0	0	0	0	0	0	0	0	2	0
ROBB p	0	0	0	0	0	0	0	0	0	0	0	0	0	0	0	0	0	0	0	0
CREE p	0	0	0	0	0	0	0	0	0	0	0	0	0	0	0	0	0	0	0	0
Totals.....	22	0	3	0	1	0	0	0	0	1	1	0	0	6	0	3	3	21	12	2

Puerto Rico	IP	H	R	ER	BB	SO	WP	HB	BK	IBB	SH	SF	CI	2B	3B	HR	AB	BF	FO	GO	NP
NIEVES W,1-0	5.1	2	0	0	0	6	0	1	0	0	0	0	0	1	0	0	17	18	4	4	70
PADILLA	1.2	1	0	0	0	0	0	0	0	0	0	0	0	0	0	0	5	5	1	2	19

Rep. South Africa	IP	H	R	ER	BB	SO	WP	HB	BK	IBB	SH	SF	CI	2B	3B	HR	AB	BF	FO	GO	NP
SMITH L,0-1	5.0	7	5	3	5	2	0	0	0	0	0	0	0	0	0	1	21	26	4	7	97
ROBB	1.0	3	3	2	0	1	0	1	0	0	0	1	0	0	1	0	5	7	1	1	23
CREE	1.0	3	4	4	2	0	0	0	0	0	0	0	0	1	1	0	6	8	1	2	24

Umpires - HP: BONILLA Sixto (ESP) 1B: BALL Michell (CAN) 2B: HUANG Po-sung (TPE)  
 3B: GARCIA Adolfo (ESP)  
 SCOREKEEPERS: SALVADOR Elisabet (ESP) MARTIN Jose (ESP) VARGAS Esther (ESP)  
 TC: VERA Jesus (ESP) REDIN Luis (ESP)

Start: 17:03 Time: 2:05 MIN Attendance: 150 Weather: SUNNY

Game notes:  
Game: 028



Czech Republic  
Spain  
**Sweden**  
Croatia  
Germany  
Netherlands  
Italy



# Pool C



### Teams - Equipos

Canada	(CAN)	South Korea	(KOR)
Netherlands Antilles	(AHO)	Sweden	(SWE)

## First Round

### Results - Resultados

G	At time	Ballpark	Pool	Home team	Visiting team	Final Score	Inn
<b>Wednesday 9th September</b>							
3	19:00	Sundbyberg	C	Sweden	Net. Antilles	8 - 10	
<b>Thursday 10th September</b>							
9	19:00	Sundbyberg	C	Canada	South Korea	9 - 1	
<b>Friday 11th September</b>							
14	14:00	Sundbyberg	C	South Korea	Sweden	5 - 1	
19	19:00	Sundbyberg	C	Net. Antilles	Canada	0 - 15	7
<b>Saturday 12th September</b>							
22	12:00	Sundbyberg	C	South Korea	Net. Antilles	5 - 9	
29	17:00	Sundbyberg	C	Sweden	Canada	1 - 19	

### Standing Pool C – Clasificación Pool C

Pos	Team	GP	WO	LO	AVG	GB
1	Canada	3	3	0	1000	0
2	Netherlands Antilles	3	2	1	667	1
3	South Korea	3	1	2	333	2
4	Sweden	3	0	3	0	3



# Game Summary 22



## South Korea - Netherlands Antilles



Sep 12, 2009 at Sundbyberg (Nya Orvallen)

### Netherlands Antilles 9 (2-1)

Player	AB	R	H	BI	2B	3B	HR	BB	SB	CS	HP	SH	SF	SO	IBB	KL	GDP	PO	A	E
VAN GURP ss/2b	4	3	1	0	0	0	0	1	0	0	0	0	0	1	0	0	0	2	3	1
SIMMONS 1b	4	1	2	1	0	0	0	0	0	0	0	1	0	2	0	0	0	8	2	0
JANSEN cf	5	1	2	4	0	0	1	0	0	0	0	0	0	2	0	0	0	1	0	0
LOUISA dh	4	0	0	0	0	0	0	0	0	0	0	0	0	2	0	2	0	0	0	0
KIRINDONGO ph	1	0	0	0	0	0	0	0	0	0	0	0	0	0	0	0	0	0	0	0
JOSEPHA lf	5	0	1	0	0	0	0	0	0	0	0	0	0	2	0	2	1	2	0	0
ALVAREZ rf	4	0	2	0	0	0	0	1	0	0	0	0	0	0	0	0	0	1	0	0
SNIJDERS c	3	2	1	0	0	0	0	2	1	0	0	0	0	1	0	1	0	5	1	0
JOUBERT 3b	5	1	2	1	0	0	0	0	0	0	0	0	0	1	0	0	0	2	2	0
WIJMAN 2b	2	0	0	0	0	0	0	0	0	0	0	0	0	1	0	0	0	3	2	0
MARTINA ph	1	1	1	0	1	0	0	0	0	0	0	0	0	0	0	0	0	0	0	0
ISABELLA ss	1	0	0	0	0	0	0	0	0	0	0	0	0	0	0	0	0	1	0	1
GREGORIUS Jr p	0	0	0	0	0	0	0	0	0	0	0	0	0	0	0	0	0	1	4	0
CLEMENCIA p	0	0	0	0	0	0	0	0	0	0	0	0	0	0	0	0	0	1	1	0
Totals.....	39	9	12	6	1	0	1	4	1	0	0	1	0	12	0	5	1	27	15	2

### South Korea 5 (1-2)

Player	AB	R	H	BI	2B	3B	HR	BB	SB	CS	HP	SH	SF	SO	IBB	KL	GDP	PO	A	E
HUR ss	3	1	0	0	0	0	0	1	1	0	2	0	0	1	0	0	0	2	1	0
JUNG rf	2	0	0	0	0	0	0	0	0	0	0	1	0	0	0	0	0	1	0	0
KIM HU lf	3	0	1	1	0	0	0	0	0	0	0	0	0	1	0	0	0	2	0	0
KANG M 2b	4	0	2	0	1	0	0	1	1	0	0	0	0	0	0	0	0	2	3	0
YANG dh	4	0	2	1	0	0	0	1	0	0	0	0	0	1	0	0	0	0	0	0
SHIN B pr	0	1	0	0	0	0	0	0	0	0	0	0	0	0	0	0	0	0	0	0
CHOI 3b	3	0	0	0	0	0	0	0	0	0	1	1	0	0	0	0	0	0	0	1
LEE HO cf	5	2	2	0	1	0	0	0	0	0	0	0	0	0	0	0	0	1	0	0
LEE HE c	4	1	2	1	0	0	0	1	1	1	0	0	0	1	1	0	0	12	0	1
NO J 1b	2	0	0	0	0	0	0	0	0	0	0	0	0	1	0	0	0	4	0	0
CHO ph/lb	3	0	1	1	0	0	0	0	0	0	0	0	0	0	0	0	0	2	0	0
KO lf/rf	5	0	1	0	0	0	0	0	1	0	0	0	0	1	0	0	0	1	0	0
YOO p	0	0	0	0	0	0	0	0	0	0	0	0	0	0	0	0	0	0	0	0
PARK p	0	0	0	0	0	0	0	0	0	0	0	0	0	0	0	0	0	0	1	2
KIM HE p	0	0	0	0	0	0	0	0	0	0	0	0	0	0	0	0	0	0	0	0
NO S p	0	0	0	0	0	0	0	0	0	0	0	0	0	0	0	0	0	0	0	0
KANG B p	0	0	0	0	0	0	0	0	0	0	0	0	0	0	0	0	0	0	0	0
Totals.....	38	5	11	4	2	0	0	4	4	1	3	2	0	6	1	0	0	27	7	4

Netherlands Antilles	IP	H	R	ER	BB	SO	WP	HB	BK	IBB	SH	SF	CI	2B	3B	HR	AB	BF	FO	GO	NP
GREGORIUS Jr W,1-0	6.2	9	4	3	4	4	3	3	0	1	2	0	0	2	0	0	27	36	6	10	122
CLEMENCIA S,1	2.1	2	1	0	0	2	0	0	0	0	0	0	0	0	0	0	11	11	1	4	39

South Korea	IP	H	R	ER	BB	SO	WP	HB	BK	IBB	SH	SF	CI	2B	3B	HR	AB	BF	FO	GO	NP
YOO L,0-1	4.2	7	4	4	0	7	0	0	0	0	0	0	0	0	0	1	21	21	2	4	80
PARK	1.2	1	2	0	1	3	0	0	0	0	1	0	0	1	0	0	6	8	1	1	34
KIM HE	1.0	2	2	2	1	1	0	0	0	0	0	0	0	0	0	0	5	6	1	1	25
NO S	0.2	1	1	0	1	0	1	0	0	0	0	0	0	0	0	0	3	4	2	0	14
KANG B	1.0	1	0	0	1	1	0	0	0	0	0	0	0	0	0	0	4	5	1	1	17

Umpires - HP: JORGENSEN H. (SWE) 1B: MACKAY M. (AUS) 2B: LARADE B. (SWE) 3B: RODRIGUEZ S. (ESP)  
Scorers: BROLIN T. (SWE), STENSRUD A. (SWE), SJOLUND K. (SWE)  
TC: CLAESSION T. (SWE), STORMATS J. (SWE)

Start: 12:02 Time: 3:30 Attendance: 1722 Weather: Partly cloudy

Game notes:

Game: 022



# Game Summary 29



## Sweden - Canada



Sep 12, 2009 at Sundbyberg (Nya Orvallen)

### Canada 19 (3-0)

Player	AB	R	H	BI	2B	3B	HR	BB	SB	CS	HP	SH	SF	SO	IBB	KL	GDP	PO	A	E
LAWRIE 2b	4	2	2	2	1	0	0	1	0	0	0	0	0	0	0	0	0	0	3	0
TOSONI cf	5	2	3	5	0	1	0	0	0	0	0	0	0	1	0	0	0	1	0	0
BOWMAN 3b	5	0	0	1	0	0	0	0	0	0	0	0	0	2	0	1	0	0	2	0
SMITH lf	3	3	3	4	0	0	1	0	0	0	1	0	0	0	0	0	0	0	0	0
VAN OSTRAND dh	3	2	2	2	0	0	1	0	0	0	0	0	0	1	0	0	0	0	0	0
DAYLEG dh	1	0	0	0	0	0	0	0	0	0	0	0	0	0	0	0	0	0	0	0
FROSTAD 1b	3	2	2	1	0	0	0	1	0	0	0	0	0	0	0	0	0	9	0	0
ROBINSON c	3	2	2	1	0	0	0	0	0	0	1	0	0	0	0	0	0	0	3	0
LOEWEN rf	3	3	1	2	0	0	1	1	0	0	0	0	0	0	0	0	0	1	0	0
MALO ss	3	3	3	1	0	0	0	1	0	0	0	0	0	0	0	0	0	1	4	0
McNIVEN p	0	0	0	0	0	0	0	0	0	0	0	0	0	0	0	0	0	0	0	0
MOLLEKEN p	0	0	0	0	0	0	0	0	0	0	0	0	0	0	0	0	0	0	0	0
Totals.....	33	19	18	19	1	1	3	4	0	0	2	0	0	4	0	1	0	15	9	0

### Sweden 1 (0-3)

Player	AB	R	H	BI	2B	3B	HR	BB	SB	CS	HP	SH	SF	SO	IBB	KL	GDP	PO	A	E
DERMENDZIEV lf	2	0	0	0	0	0	0	0	0	0	0	0	0	0	0	0	0	0	0	0
SORGI 2b	2	0	1	0	0	0	0	0	0	0	0	0	0	0	0	0	0	0	4	0
PILEGARD 1b	2	1	2	1	0	0	1	0	0	0	0	0	0	0	0	0	0	4	0	0
JOHANNESSEN cf	2	0	0	0	0	0	0	0	0	0	0	0	0	0	0	0	1	3	0	0
JOHANSSON C cf	0	0	0	0	0	0	0	0	0	0	0	0	0	0	0	0	0	1	0	0
REIMER ss	2	0	0	0	0	0	0	0	0	0	0	0	0	1	0	0	0	1	0	0
JOHANNESSEN c	1	0	0	0	0	0	0	0	0	0	0	0	0	0	0	0	0	3	0	1
BORJES c	1	0	0	0	0	0	0	0	0	0	0	0	0	1	0	1	0	2	0	0
JOHANSSON H 3b	1	0	0	0	0	0	0	0	0	0	0	0	0	0	0	0	0	0	1	0
OLSSON ph	1	0	0	0	0	0	0	0	0	0	0	0	0	0	0	0	0	0	0	0
GAIJZLER rf	2	0	0	0	0	0	0	0	0	0	0	0	0	0	0	0	0	1	0	0
LINDGREN dh	1	0	0	0	0	0	0	0	0	0	0	0	0	1	0	0	0	0	0	0
LEANDER R p	0	0	0	0	0	0	0	0	0	0	0	0	0	0	0	0	0	0	0	0
HURTADO p	0	0	0	0	0	0	0	0	0	0	0	0	0	0	0	0	0	0	0	0
JANSSON p	0	0	0	0	0	0	0	0	0	0	0	0	0	0	0	0	0	0	0	0
TISELL p	0	0	0	0	0	0	0	0	0	0	0	0	0	0	0	0	0	0	0	0
HAGGBLOM p	0	0	0	0	0	0	0	0	0	0	0	0	0	0	0	0	0	0	0	0
CLAESSON p	0	0	0	0	0	0	0	0	0	0	0	0	0	0	0	0	0	0	0	0
SJORS p	0	0	0	0	0	0	0	0	0	0	0	0	0	0	0	0	0	0	1	0
Totals.....	17	1	3	1	0	0	1	0	0	0	0	0	0	3	0	1	1	15	6	1

Canada	IP	H	R	ER	BB	SO	WP	HB	BK	IBB	SH	SF	CI	2B	3B	HR	AB	BF	FO	GO	NP
McNIVEN W,1-0	4.0	3	1	1	0	2	0	0	0	0	0	0	0	0	0	1	14	14	2	7	53
MOLLEKEN	1.0	0	0	0	0	1	0	0	0	0	0	0	0	0	0	0	3	3	0	2	12

Sweden	IP	H	R	ER	BB	SO	WP	HB	BK	IBB	SH	SF	CI	2B	3B	HR	AB	BF	FO	GO	NP
LEANDER R L,0-1	1.1	5	5	5	0	1	0	0	0	0	0	0	0	0	0	0	9	9	2	1	34
HURTADO	1.0	2	5	5	3	1	0	1	0	0	0	0	0	0	1	0	5	9	0	2	34
JANSSON	0.2	1	0	0	0	0	0	0	0	0	0	0	0	1	0	0	3	3	1	1	9
TISELL	0.1	1	3	3	1	0	0	1	0	0	0	0	0	0	0	1	2	4	1	0	19
HAGGBLOM	0.0	2	2	2	0	0	0	0	0	0	0	0	0	0	0	1	2	2	0	0	8
CLAESSON	0.2	3	3	3	0	1	0	0	0	0	0	0	0	0	0	1	5	5	0	1	15
SJORS	1.0	4	1	1	0	1	0	0	0	0	0	0	0	0	0	0	7	7	1	1	21

Umpires - HP: CAPPUCINI A. (ITA) 1B: MULLER D. (GBR) 2B: RODRIGUEZ S. (ESP) 3B: PELAEZ T. (ESP)  
 SCoers: BROLIN T. (SWE), STENSRUD A. (SWE), SJOLUND K. (SWE)  
 TC: ESSELMAN J. (NED), BUNTA F. (SVK)

Start: 17:04 Time: 1:51 Attendance: 2091 Weather: Cloudy  
 Game notes: HAGGBLOM faced 2 batters in the 4th. Game: 029





baseball world cup  
2009 IBAF™

czech republic  
spain • sweden  
croatia • germany  
netherlands • italy

Czech Republic  
Spain  
Sweden  
**Croatia**  
Germany  
Netherlands  
Italy



## Pool D



### Teams - Equipos

Croatia	(CRO)	Nicaragua	(NIC)
Great Britain	(GBR)	Japan	(JPN)

## First Round

### Results - Resultados

G	At time	Ballpark	Pool	Home team	Visiting team	Final Score	Inn
<b>Thursday 10th September</b>							
5	10:30	Zagreb	D	<b>Great Britain</b>	<b>Japan</b>	<b>7 - 9</b>	
7	16:30	Zagreb	D	<b>Croatia</b>	<b>Nicaragua</b>	<b>1 - 10</b>	
<b>Friday 11th September</b>							
13	10:30	Zagreb	D	<b>Nicaragua</b>	<b>Great Britain</b>	<b>10 - 0</b>	7
17	16:00	Zagreb	D	<b>Japan</b>	<b>Croatia</b>	<b>13 - 3</b>	7
<b>Saturday 12th September</b>							
24	10:30	Zagreb	D	<b>Japan</b>	<b>Nicaragua</b>	<b>4 - 8</b>	
27	16:00	Zagreb	D	<b>Croatia</b>	<b>Great Britain</b>	<b>1 - 4</b>	

### Standing Pool D – Clasificación Pool D

Pos	Team	GP	WO	LO	AVG	GB
1	Nicaragua	3	3	0	<b>1000</b>	0
2	Japan	3	2	1	<b>667</b>	1
3	Great Britain	3	1	2	<b>333</b>	2
4	Croatia	3	0	3	<b>0</b>	3



# Game Summary 24



## Japan - Nicaragua



Sep 12, 2009 at Zagreb (Sredisce)

### Nicaragua 8 (3-0)

Player	AB	R	H	BI	2B	3B	HR	BB	SB	CS	HP	SH	SF	SO	IBB	KL	GDP	PO	A	E
BARRIOS 2b	5	2	2	0	0	0	0	0	0	0	0	0	0	2	0	2	0	1	5	0
ESPINOZA ss	4	3	3	5	0	0	2	1	0	0	0	0	0	1	0	1	0	1	2	1
MORALES JI 3b	5	1	3	2	0	0	1	0	0	0	0	0	0	1	0	1	0	0	6	0
GRANERA cf/rf	4	0	0	0	0	0	0	1	0	0	0	0	0	4	0	0	0	0	0	0
SOTELO rf	3	0	0	0	0	0	0	0	0	0	0	0	0	1	0	1	0	1	0	0
FLORES cf	1	0	1	0	0	0	0	0	0	0	0	0	0	0	0	0	0	0	5	0
GARCIA lf	4	1	1	1	0	0	1	0	0	0	0	0	0	1	0	0	0	0	0	0
FONSECA dh	4	0	0	0	0	0	0	0	0	0	0	0	0	2	0	0	0	0	0	0
MAYORGA lb	4	1	1	0	0	0	0	0	0	0	0	0	0	2	0	1	0	15	2	0
MATAMOROS c	3	0	0	0	0	0	0	0	0	0	0	0	0	0	0	0	0	4	0	0
BLANDON c	1	0	0	0	0	0	0	0	0	0	0	0	0	0	0	0	0	0	0	0
CASTELLON J p	0	0	0	0	0	0	0	0	0	0	0	0	0	0	0	0	0	0	0	1
GONZALEZ p	0	0	0	0	0	0	0	0	0	0	0	0	0	0	0	0	0	0	0	0
REYES p	0	0	0	0	0	0	0	0	0	0	0	0	0	0	0	0	0	0	0	0
Totals.....	38	8	11	8	0	0	4	2	0	0	0	0	0	14	0	6	0	27	15	2

### Japan 4 (2-1)

Player	AB	R	H	BI	2B	3B	HR	BB	SB	CS	HP	SH	SF	SO	IBB	KL	GDP	PO	A	E
KIYOTA cf	4	0	0	1	0	0	0	1	0	0	0	0	0	0	0	0	0	1	0	0
KUME ss	3	0	1	0	0	0	0	1	0	0	0	0	0	0	0	0	0	1	3	0
ARANAMI ph	1	0	0	0	0	0	0	0	0	0	0	0	0	0	0	0	0	0	0	0
CHONO rf	5	1	2	0	0	0	0	0	0	0	0	0	0	1	0	0	0	2	0	0
IKEBE dh	5	1	1	0	0	0	0	0	0	0	0	0	0	0	0	0	0	0	0	0
SASAKI lb	4	1	1	3	0	0	1	0	0	0	0	0	0	0	0	0	0	5	0	0
MORI 2b	3	0	0	0	0	0	0	0	0	0	0	0	0	3	0	1	0	2	0	0
SAWAMURA ph/2b	1	0	1	0	0	0	0	0	0	0	0	0	0	0	0	0	0	0	0	0
YOKOYAMA 3b	4	0	1	0	0	0	0	0	0	0	0	0	0	0	0	0	0	1	2	0
SUZUKI c	1	0	0	0	0	0	0	0	0	0	0	0	0	0	0	0	0	3	0	0
SAEKI c	1	0	0	0	0	0	0	0	0	1	0	0	0	0	0	0	0	9	0	0
MIYAZAWA ph	1	0	0	0	0	0	0	0	0	0	0	0	0	0	0	0	0	0	0	0
YAMAOKA c	0	0	0	0	0	0	0	0	0	0	0	0	0	0	0	0	0	2	0	0
KOTEGAWA lf	4	1	2	0	1	0	0	0	0	0	0	0	0	0	0	0	0	1	0	0
ANAN p	0	0	0	0	0	0	0	0	0	0	0	0	0	0	0	0	0	0	0	0
OKAMOTO p	0	0	0	0	0	0	0	0	0	0	0	0	0	0	0	0	0	0	0	0
YAMANAKA p	0	0	0	0	0	0	0	0	0	0	0	0	0	0	0	0	0	0	0	0
KAMEGAWA p	0	0	0	0	0	0	0	0	0	0	0	0	0	0	0	0	0	0	0	0
HIRAI p	0	0	0	0	0	0	0	0	0	0	0	0	0	0	0	0	0	0	0	0
Totals.....	37	4	9	4	0	1	1	2	0	0	1	0	0	4	0	1	0	27	5	0

Nicaragua	IP	H	R	ER	BB	SO	WP	HB	BK	IBB	SH	SF	CI	2B	3B	HR	AB	BF	FO	GO	NP
CASTELLON J w,1-0	6.0	3	1	1	2	4	0	0	0	0	0	0	0	0	1	0	22	24	2	12	93
GONZALEZ	1.0	5	3	3	0	0	0	1	0	0	0	0	0	0	0	1	8	9	2	1	31
REYES	2.0	1	0	0	0	0	0	0	0	0	0	0	0	0	0	0	7	7	4	2	24
Japan	IP	H	R	ER	BB	SO	WP	HB	BK	IBB	SH	SF	CI	2B	3B	HR	AB	BF	FO	GO	NP
ANAN L,0-1	4.0	8	8	8	2	5	0	0	0	0	0	0	0	0	0	4	20	22	4	3	88
OKAMOTO	2.0	0	0	0	0	2	0	0	0	0	0	0	0	0	0	0	6	6	4	0	27
YAMANAKA	1.0	0	0	0	0	3	0	0	0	0	0	0	0	0	0	0	3	3	0	0	12
KAMEGAWA	1.0	1	0	0	0	2	1	0	0	0	0	0	0	0	0	0	4	4	0	1	18
HIRAI	1.0	2	0	0	0	2	0	0	0	0	0	0	0	0	0	0	5	5	0	1	16

Umpires - HP: LUCERO Omar (CUB) 1B: LEONE P Franco (ITA) 2B: MARUSIC Mladen (CRO) 3B: JALSIC Nino (CRO)  
Scorers: SOJAT Erika (ITA), CERCIC Danko (CRO), PIERI Stefano (ITA)  
TC: CALIENDO Peter (USA), HORVATIC Aleksandr (CRO), SERSEN Zlatko (CRO)

Start: 10:00 Time: 2:45 Attendance: 380 Weather: Cloudy  
Game notes: GONZALEZ faced 4 batters in the 8th. Game: 024



# Game Summary 27



## Croatia - Great Britain



Sep 12, 2009 at Zagreb (Sredisce)

### Great Britain 4 (1-2)

Player	AB	R	H	BI	2B	3B	HR	BB	SB	CS	HP	SH	SF	SO	IBB	KL	GDP	PO	A	E
McGRAW lf	5	0	3	1	2	0	0	0	1	0	0	0	0	0	0	0	0	0	0	0
McQUEARY-ENN 1b	5	0	0	0	0	0	0	0	0	0	0	0	0	0	0	0	0	10	0	0
UST ss	4	1	2	0	0	0	0	1	0	0	0	0	0	1	0	0	0	1	5	0
WILEY rf	5	1	2	0	1	0	0	0	0	0	0	0	0	1	0	0	0	3	0	0
BERSET c	4	1	1	2	0	0	1	0	0	0	0	0	0	0	0	0	0	10	0	0
ROMANCHUK dh	3	0	0	0	0	0	0	1	0	0	0	0	0	1	0	0	0	0	0	0
MARCELINO cf	3	0	0	0	0	0	0	0	0	0	0	0	0	0	0	0	0	0	0	0
STACK-BABICH cf	0	0	0	0	0	0	0	1	1	0	0	0	0	0	0	0	0	1	0	0
COLLINS 2b	2	0	0	0	0	0	0	1	0	0	0	0	0	0	0	0	0	2	2	1
WHITEHEAD ph/2b	1	0	0	0	0	0	0	0	0	0	0	0	0	1	0	0	0	0	0	0
FALLS 3b	4	1	1	0	0	0	0	0	1	0	0	0	0	1	0	0	0	0	2	1
ESSERY p	0	0	0	0	0	0	0	0	0	0	0	0	0	0	0	0	0	0	2	0
BOLESKA p	0	0	0	0	0	0	0	0	0	0	0	0	0	0	0	0	0	0	0	0
Totals.....	36	4	9	3	3	0	1	4	3	0	0	0	0	5	0	0	0	27	11	2

### Croatia 1 (0-3)

Player	AB	R	H	BI	2B	3B	HR	BB	SB	CS	HP	SH	SF	SO	IBB	KL	GDP	PO	A	E
GALES dh	2	1	1	0	0	0	0	2	0	0	0	0	0	1	0	0	0	0	0	0
NENADIC rf	4	0	1	1	1	0	0	0	0	0	0	0	0	0	0	0	0	1	0	1
BROZINIC 1b	4	0	0	0	0	0	0	0	0	0	0	0	0	2	0	0	0	11	0	0
RACIC lf	4	0	1	0	0	0	0	0	0	0	0	0	0	1	0	1	0	3	0	0
KARIN D 3b	4	0	0	0	0	0	0	0	0	0	0	0	0	2	0	1	1	1	0	0
AGLADIUS c	3	0	2	0	0	0	0	0	0	0	0	0	0	0	0	0	0	5	0	0
KRPANEC ph	1	0	0	0	0	0	0	0	0	0	0	0	0	1	0	1	0	0	0	0
SERTIC cf	3	0	0	0	0	0	0	0	0	0	0	0	0	1	0	0	0	2	0	0
BERECKA ph	1	0	0	0	0	0	0	0	0	0	0	0	0	0	0	0	0	0	0	0
CUSAK 2b	3	0	0	0	0	0	0	0	0	0	0	0	0	0	0	0	0	3	5	0
LATKOVIC ph	1	0	0	0	0	0	0	0	0	0	0	0	0	1	0	1	0	0	0	0
RAJACIC ss	3	0	0	0	0	0	0	0	0	0	0	0	0	1	0	1	0	1	2	0
SUMMERS p	0	0	0	0	0	0	0	0	0	0	0	0	0	0	0	0	0	0	2	0
PEREIRA p	0	0	0	0	0	0	0	0	0	0	0	0	0	0	0	0	0	0	1	0
Totals.....	33	1	5	1	1	0	0	2	0	0	0	0	0	10	0	5	1	27	10	1

Great Britain IP H R ER BB SO WP HB BK IBB SH SF CI 2B 3B HR AB BF FO GO NP

ESSERY W,1-0 5.0 3 0 0 0 2 0 0 0 0 0 0 0 0 0 0 0 18 18 4 8 52  
BOLESKA S,1 4.0 2 1 1 2 8 1 0 0 0 0 0 0 0 1 0 0 15 17 2 2 63

Croatia IP H R ER BB SO WP HB BK IBB SH SF CI 2B 3B HR AB BF FO GO NP

SUMMERS L,0-1 6.0 6 3 3 3 2 0 0 0 0 0 0 0 3 0 1 24 27 6 10 97  
PEREIRA 3.0 3 1 0 1 3 0 0 0 0 0 0 0 0 0 0 0 12 13 4 2 54

Umpires - HP: MIGDONIO Roald (AHO) 1B: ZHU Sheng (CHN) 2B: VERBRUGGE Arnold NED  
3B: DIAZ Jorge (VEN)

Scorers: SOJAT Erika (ITA), CUPIC Mario (CRO), PIERI Stefano (ITA)

TC: ARRIETA Humberto (CUB), FANARA Angelo (ITA)

Start: 15:30 Time: 2:20 Attendance: 600 Weather: Windy

Game notes:

Game: 027



Czech Republic  
Spain  
Sweden  
Croatia  
**Germany**  
Netherlands  
Italy



# Pool E





### Teams - Equipos

China	(CHN)	United States of America	(USA)
Germany	(GER)	Venezuela	(VEN)

## First Round

### Results - Resultados

G	At time	Ballpark	Pool	Home team	Visiting team	Final Score	Inn
<b>Wednesday 9th September</b>							
4	19:00	Regensburg	E	<b>Germany</b>	<b>China</b>	<b>14 - 1</b>	7
<b>Thursday 10th September</b>							
10	19:00	Regensburg	E	<b>United States</b>	<b>Venezuela</b>	<b>9 - 13</b>	11
<b>Friday 11th September</b>							
15	14:00	Regensburg	E	<b>Venezuela</b>	<b>China</b>	<b>17 - 2</b>	5
20	19:00	Regensburg	E	<b>United States</b>	<b>Germany</b>	<b>9 - 1</b>	
<b>Saturday 12th September</b>							
25	14:00	Regensburg	E	<b>China</b>	<b>United States</b>	<b>0 - 8</b>	
30	19:00	Regensburg	E	<b>Germany</b>	<b>Venezuela</b>	<b>1 - 12</b>	8

### Standing Pool E – Clasificación Pool E

Pos	Team	GP	WO	LO	AVG	GB
1	Venezuela	3	3	0	<b>1000</b>	0
2	United States of America	3	2	1	<b>667</b>	1
3	Germany	3	1	2	<b>333</b>	2
4	China	3	0	3	<b>0</b>	3



# Game Summary 25



## China - United States of America



Sep 12, 2009 at REGENSBURG (GER) (Armin-Wolf-Arena)

### United States 8 (2-1)

Player	AB	R	H	BI	2B	3B	HR	BB	SB	CS	HP	SH	SF	SO	IBB	KL	GDP	PO	A	E
COATS cf	4	1	1	0	1	0	0	0	0	0	0	1	0	0	0	0	0	0	1	0
PLOUFFE ss	4	1	1	0	0	0	0	0	0	0	0	0	0	0	0	0	0	0	1	0
TIFFEE dh	4	2	2	4	0	0	1	0	0	0	0	0	0	0	0	0	0	0	0	0
DAVIS lb	4	1	1	0	0	0	0	0	0	0	0	0	0	0	0	0	0	5	2	1
KROEGER rf	4	1	1	3	0	0	1	0	0	0	0	0	0	0	0	0	0	1	0	0
ALVAREZ 3b	4	0	0	0	0	0	0	0	0	0	0	0	0	2	0	1	0	1	0	0
MAY c	4	0	0	0	0	0	0	0	0	0	0	0	0	1	0	0	0	17	1	0
WEBER lf	4	1	1	0	0	1	0	0	0	0	0	0	0	0	0	0	0	1	0	0
DESCALSO 2b	2	1	1	1	0	0	0	1	1	0	1	0	0	1	0	0	0	0	1	0
RECKLING p	0	0	0	0	0	0	0	0	0	0	0	0	0	0	0	0	0	2	3	0
WASSERMAN p	0	0	0	0	0	0	0	0	0	0	0	0	0	0	0	0	0	0	0	0
BOWERS p	0	0	0	0	0	0	0	0	0	0	0	0	0	0	0	0	0	0	0	0
ROSENBERG p	0	0	0	0	0	0	0	0	0	0	0	0	0	0	0	0	0	0	0	0
Totals.....	34	8	8	8	1	1	2	1	1	0	1	1	0	4	0	1	0	27	9	1

### China 0 (0-3)

Player	AB	R	H	BI	2B	3B	HR	BB	SB	CS	HP	SH	SF	SO	IBB	KL	GDP	PO	A	E
ZHU 1b	4	0	1	0	0	0	0	0	0	1	0	0	0	2	0	0	0	13	1	0
DU P 2b	2	0	0	0	0	0	0	1	0	0	0	0	0	1	0	0	0	0	4	0
QIAO ph/2b	1	0	0	0	0	0	0	0	0	0	0	0	0	1	0	0	0	0	0	0
DU J dh	3	0	0	0	0	0	0	0	0	0	0	0	0	1	0	0	0	0	0	0
XING dh	1	0	0	0	0	0	0	0	0	0	0	0	0	1	0	0	0	0	0	0
WANG D c	3	0	0	0	0	0	0	0	0	0	0	0	0	1	0	0	0	4	1	0
YANG ph	1	0	0	0	0	0	0	0	0	0	0	0	0	1	0	0	0	0	0	0
PENG cf	3	0	0	0	0	0	0	0	0	0	0	0	0	1	0	0	0	2	0	0
DAI ph	1	0	0	0	0	0	0	0	0	0	0	0	0	1	0	1	0	0	0	0
WANG J ss	1	0	0	0	0	0	0	2	0	0	0	0	0	1	0	1	0	3	3	0
ZHANG C lf	3	0	1	0	0	0	0	0	0	0	0	0	0	2	0	1	0	1	0	0
MA rf	2	0	0	0	0	0	0	0	0	0	0	1	0	2	0	0	0	2	0	0
GUO 3b	3	0	1	0	1	0	0	0	0	0	0	0	0	1	0	0	0	1	1	0
LI S p	0	0	0	0	0	0	0	0	0	0	0	0	0	0	0	0	0	1	1	0
CHEN p	0	0	0	0	0	0	0	0	0	0	0	0	0	0	0	0	0	0	0	0
MAO p	0	0	0	0	0	0	0	0	0	0	0	0	0	0	0	0	0	0	0	0
Totals.....	28	0	3	0	1	0	0	3	0	1	0	1	0	16	0	3	0	27	11	0

United States	IP	H	R	ER	BB	SO	WP	HB	BK	IBB	SH	SF	CI	2B	3B	HR	AB	BF	FO	GO	NP
RECKLING W,1-0	7.0	3	0	0	3	11	0	0	0	0	1	0	0	1	0	0	21	25	2	6	96
WASSERMAN	0.2	0	0	0	0	1	0	0	0	0	0	0	0	0	0	0	2	2	0	1	6
BOWERS	0.1	0	0	0	0	1	0	0	0	0	0	0	0	0	0	0	2	2	0	0	10
ROSENBERG	1.0	0	0	0	0	3	0	0	0	0	0	0	0	0	0	0	3	3	0	0	15

China	IP	H	R	ER	BB	SO	WP	HB	BK	IBB	SH	SF	CI	2B	3B	HR	AB	BF	FO	GO	NP
LI S L,0-2	7.2	7	7	7	1	3	0	0	0	0	1	0	0	1	1	1	29	31	7	13	97
CHEN	1.0	1	1	1	0	1	0	0	0	0	0	0	0	0	0	1	4	4	2	0	25
MAO	0.1	0	0	0	0	0	0	1	0	0	0	0	0	0	0	0	1	2	1	0	10

Umpires HP: WAIDER Jens(GER) 1B: KULHANEK David(CZE) 2B: WEBER Martin(GER) 3B: HERNANDEZ E(MEX)  
SCORERS: DEL PINO Carlos (CUB) GILK Gerhard (GER) WINKLER Stephanie (GER)  
TC: SENGELEITNER Christian (GER) GERONNE Philipp (GER)

Start: 14:05 Time: 2:30 Attendance: 5900 Weather: partly cloudy  
Game notes:  
Game: 025



# Game Summary 30

## Germany - Venezuela



Sep 12, 2009 at REGENSBURG (GER) (Armin-Wolf-Arena)

### Venezuela 12 (3-0)

Player	AB	R	H	BI	2B	3B	HR	BB	SB	CS	HP	SH	SF	SO	IBB	KL	GDP	PO	A	E
CHAVEZ ss	4	1	1	3	1	0	0	1	0	0	0	0	0	0	0	0	0	1	1	0
CONNEL 1b	4	0	0	2	0	0	0	0	0	0	1	0	0	1	0	1	0	8	1	0
SANDOVAL 3b	4	1	1	1	0	0	1	1	0	0	0	0	0	2	0	0	0	1	3	0
REYES rf	5	0	0	0	0	0	0	0	0	0	0	0	0	1	0	0	0	1	0	0
LANDAETA dh	5	1	2	1	0	0	1	0	0	0	0	0	0	0	0	0	0	0	0	0
VAZQUEZ lf	4	3	2	0	1	0	0	1	0	0	0	0	0	1	0	0	0	2	0	0
SIVIRA cf	4	2	2	1	0	0	0	0	0	0	0	0	0	0	0	0	0	0	0	0
CABRERA c	3	2	1	0	0	0	0	1	0	0	0	0	0	0	0	0	0	6	0	0
BRUZUAL 2b	4	2	2	2	0	0	0	0	0	0	0	0	0	0	0	0	0	4	4	0
PERDOMO p	0	0	0	0	0	0	0	0	0	0	0	0	0	0	0	0	0	1	2	0
TORRES p	0	0	0	0	0	0	0	0	0	0	0	0	0	0	0	0	0	0	0	0
Totals.....	37	12	11	10	2	0	2	4	0	0	1	0	0	5	0	1	0	24	11	0

### Germany 1 (1-2)

Player	AB	R	H	BI	2B	3B	HR	BB	SB	CS	HP	SH	SF	SO	IBB	KL	GDP	PO	A	E
LUTZ cf	4	0	2	1	0	0	0	0	0	0	0	0	0	0	0	0	0	5	0	0
SPEER 2b	4	0	1	0	0	0	0	0	0	0	0	0	0	1	0	1	0	1	3	0
WULF 3b	4	0	1	0	0	0	0	0	0	0	0	0	0	3	0	0	0	1	0	2
GLASER 1b	4	0	0	0	0	0	0	0	0	0	0	0	0	1	0	0	0	5	0	0
GRONAUER c	3	0	2	0	1	0	0	0	0	0	1	0	0	0	0	0	0	5	0	0
GUHRING lf	2	0	0	0	0	0	0	1	0	0	0	0	0	0	0	0	1	2	1	0
HOWARD P ph	0	0	0	0	0	0	0	1	0	0	0	0	0	0	0	0	0	0	0	0
FRANKE dh	2	1	0	0	0	0	0	1	0	0	0	0	0	0	0	0	0	0	0	0
HOWARD C ph	1	0	0	0	0	0	0	0	0	0	0	0	0	0	0	0	0	0	0	0
GRUBER rf	3	0	1	0	0	0	0	0	0	0	0	0	0	1	0	0	0	3	0	0
APPIAH ph	1	0	0	0	0	0	0	0	0	0	0	0	0	0	0	0	1	0	0	0
MEDINA ss	1	0	0	0	0	0	0	1	0	0	1	0	0	0	0	0	0	2	3	0
HUGHES p	0	0	0	0	0	0	0	0	0	0	0	0	0	0	0	0	0	0	0	0
HEILMANN p	0	0	0	0	0	0	0	0	0	0	0	0	0	0	0	0	0	0	0	0
GESSMANN p	0	0	0	0	0	0	0	0	0	0	0	0	0	0	0	0	0	0	0	0
WINKLER p	0	0	0	0	0	0	0	0	0	0	0	0	0	0	0	0	0	0	0	0
BOLDT p	0	0	0	0	0	0	0	0	0	0	0	0	0	0	0	0	0	0	0	0
Totals.....	29	1	7	1	1	0	0	4	0	0	2	0	0	6	0	1	2	24	7	2

Venezuela	IP	H	R	ER	BB	SO	WP	HB	BK	IBB	SH	SF	CI	2B	3B	HR	AB	BF	FO	GO	NP
PERDOMO W,1-0	5.2	6	1	1	2	5	0	2	0	0	0	0	0	1	0	0	22	26	4	7	106
TORRES	2.1	1	0	0	2	1	0	0	0	0	0	0	0	0	0	0	7	9	2	3	26
Germany	IP	H	R	ER	BB	SO	WP	HB	BK	IBB	SH	SF	CI	2B	3B	HR	AB	BF	FO	GO	NP
HUGHES L,0-1	2.1	5	6	6	2	1	0	0	0	0	0	0	0	2	0	1	13	15	3	3	44
HEILMANN	4.2	6	5	4	1	2	0	0	0	0	0	0	0	0	0	1	20	21	9	2	76
GESSMANN	0.0	0	1	0	1	0	0	1	0	0	0	0	0	0	0	0	1	3	0	0	14
WINKLER	0.2	0	0	0	0	1	0	0	0	0	0	0	0	0	0	0	2	2	0	1	10
BOLDT	0.1	0	0	0	0	1	0	0	0	0	0	0	0	0	0	0	1	1	0	0	4

Umpires - HP: RODRIGUEZ Juan (PUR) 1B: HIGGINS Andrew (CAN) 2B: CHOI In-Chul (KOR)  
 3B: CERNY Tomas (CZE)  
 SCORERS: DEL PINO Carlos (CUB) MUNCHEBERG Sven (GER) BROCKMANN Hauke (GER)  
 TC: SANTIAGO George (PUR) MORETTI Giorgio (ITA)

Start: 19:05 Time: 2:52 Attendance: 6900

Weather: Sunny

Game notes: HEILMANN faced 4 batters in the 8th. GESSMANN faced 3 batters in the 8th.  
Game: 030



Teams' stats



Australia

AUS

(All games Sorted by Batting avg)

Record: 2-1 Home: 0-1 Away: 0-0 Neutral: 2-0 WBC\_09: 2-1

Table with columns: Player, AVG, GP-GS, AB, R, H, 2B, 3B, HR, RBI, TB, SLG%, BB, HBP, SO, GDP, OB%, SF, SH, SB-ATT, PO, A, E, FLD%. Lists player statistics for Australia.

LOB - Team (26), Opp (15). DPs turned - Team (2), Opp (3).

(All games Sorted by Earned run avg)

Table with columns: Player, ERA, W-L, APP, GS, CG, SHO/CBO, SV, IP, H, R, ER, BB, SO, 2B, 3B, HR, AB, B/Avg, WP, HBP, BK, SFA, SHA. Lists pitcher statistics for Australia.

SBA/ATT - NAUGHTON (1-2), HENDRIKS (0-1), HILL (1-1).

(All games Sorted by Fielding pct)

Table with columns: Player, C, PO, A, E, FLD%, DPs, SBA, CSB, SBA%, PB, CI. Lists fielder statistics for Australia.

Hitting minimums - 1 Games 1.8 AB/Game 2.7 TPA/Game Pitching minimums - 1 Games 1 IP 2.5 IP/Game



# Teams' stats



## Canada

## CAN

(All games Sorted by Batting avg)

Record: 3-0 Home: 0-0 Away: 0-0 Neutral: 3-0 WBC\_09: 3-0

Player	AVG	GP-GS	AB	R	H	2B	3B	HR	RBI	TB	SLG%	BB	HBP	SO	GDP	OB%	SF	SH	SB-ATT	PO	A	E	FLD%
14 SMITH Tim.....	.700	3-3	10	8	7	1	0	2	8	14	1.400	1	1	2	0	.750	0	0	1-1	0	0	0	.000
20 LOEWEN Adam.....	.556	3-3	9	6	5	1	1	1	6	11	1.222	2	1	1	0	.667	0	0	0-0	3	1	0	1.000
7 STERN Adam.....	.500	2-2	8	3	4	1	0	0	4	5	.625	1	0	2	0	.500	1	0	0-0	2	0	0	1.000
11 MALO Jonathan....	.500	3-3	8	4	4	0	0	1	3	7	.875	3	0	2	0	.636	0	0	0-0	3	10	0	1.000
9 TOSONI Rene.....	.462	3-3	13	5	6	0	2	1	7	13	1.000	2	0	2	0	.533	0	0	1-1	4	0	0	1.000
13 LAWRIE Brett.....	.357	3-3	14	4	5	1	0	1	5	9	.643	1	0	1	0	.400	0	0	0-0	2	8	0	1.000
26 BOWMAN Shawn....	.250	3-3	12	1	3	1	0	0	3	4	.333	2	0	4	0	.357	0	0	0-0	1	5	0	1.000
28 ARMSTRONG Cole...	.111	2-2	9	2	1	0	0	0	1	1	.111	0	0	2	1	.111	0	0	0-0	12	1	0	1.000
-----																							
29 VAN OSTRAND Jimmy	.667	1-1	3	2	2	0	0	1	2	5	1.667	0	0	1	0	.667	0	0	0-0	0	0	0	.000
17 FROSTAD Emerson..	.500	2-2	6	4	3	0	0	0	2	3	.500	2	0	1	0	.625	0	0	0-0	21	1	0	1.000
30 ROBINSON Chris...	.333	2-2	6	3	2	0	0	0	1	2	.333	0	1	1	0	.429	0	1	0-0	13	4	0	1.000
1 DAYLEG Terrance..	.000	2-0	1	1	0	0	0	0	0	0	.000	1	0	0	0	.500	0	0	0-0	0	0	0	.000
32 MOLLEKEN Dustin..	.000	1-0	0	0	0	0	0	0	0	0	.000	0	0	0	0	.000	0	0	0-0	0	0	0	.000
31 McNIVEN Brooks...	.000	1-1	0	0	0	0	0	0	0	0	.000	0	0	0	0	.000	0	0	0-0	0	0	0	.000
40 PERKINS Vince....	.000	1-0	0	0	0	0	0	0	0	0	.000	0	0	0	0	.000	0	0	0-0	1	0	0	1.000
27 KNIGINYZKY Matt..	.000	1-1	0	0	0	0	0	0	0	0	.000	0	0	0	0	.000	0	0	0-0	0	1	0	1.000
21 KISSOCK Chris....	.000	1-0	0	0	0	0	0	0	0	0	.000	0	0	0	0	.000	0	0	0-0	0	0	0	.000
19 HENDERSON Jimmy..	.000	1-0	0	0	0	0	0	0	0	0	.000	0	0	0	0	.000	0	0	0-0	0	0	0	.000
16 BUCCI Nick.....	.000	1-1	0	0	0	0	0	0	0	0	.000	0	0	0	0	.000	0	0	0-0	1	0	0	1.000
23 RICHMOND Jamie...	.000	1-0	0	0	0	0	0	0	0	0	.000	0	0	0	0	.000	0	0	0-0	0	1	0	1.000
Totals.....	.424	3-3	99	43	42	5	3	7	42	74	.747	15	3	19	1	.508	1	1	2-2	63	32	0	1.000
Opponents.....	.136	3-3	66	2	9	0	0	1	2	12	.182	5	1	19	2	.208	0	0	1-4	60	22	5	.943

LOB - Team (16), Opp (7). DPs turned - Team (3), Opp (3).

(All games Sorted by Earned run avg)

Player	ERA	W-L	APP	GS	CG	SHO/CBO	SV	IP	H	R	ER	BB	SO	2B	3B	HR	AB	B/Avg	WP	HBP	BK	SFA	SHA
27 KNIGINYZKY Matt..	0.00	1-0	1	1	0	0/1	0	6.0	1	0	0	0	5	0	0	0	18	.056	0	0	0	0	0
16 BUCCI Nick.....	0.00	0-0	1	1	0	0/0	0	5.0	3	0	0	4	2	0	0	0	14	.214	0	1	0	0	0
19 HENDERSON Jimmy..	0.00	1-0	1	0	0	0/0	0	1.1	0	0	0	0	4	0	0	0	4	.000	0	0	0	0	0
32 MOLLEKEN Dustin..	0.00	0-0	1	0	0	0/0	0	1.0	0	0	0	0	1	0	0	0	3	.000	0	0	0	0	0
21 KISSOCK Chris....	0.00	0-0	1	0	0	0/0	0	1.0	0	0	0	0	3	0	0	0	3	.000	0	0	0	0	0
40 PERKINS Vince....	0.00	0-0	1	0	0	0/1	0	1.0	0	0	0	0	1	0	0	0	3	.000	0	0	0	0	0
31 McNIVEN Brooks...	2.25	1-0	1	1	0	0/0	0	4.0	3	1	1	0	2	0	0	1	14	.214	0	0	0	0	0
23 RICHMOND Jamie...	5.40	0-0	1	0	0	0/0	0	1.2	2	1	1	1	1	0	0	0	7	.286	0	0	0	0	0
Totals.....	0.86	3-0	3	3	0	1/1	0	21.0	9	2	2	5	19	0	0	1	66	.136	0	1	0	0	0
Opponents.....	15.75	0-3	3	3	0	0/0	0	20.0	42	43	35	15	19	5	3	7	99	.424	3	3	0	1	1

SBA/ATT - ROBINSON (1-4), BUCCI (0-3), HENDERSON (1-1).

(All games Sorted by Fielding pct)

Player	C	PO	A	E	FLD%	DPs	SBA	CSB	SBA%	PB	CI
17 FROSTAD Emerson..	22	21	1	0	1.000	2	0	0	---	0	0
30 ROBINSON Chris...	17	13	4	0	1.000	1	1	3	.250	0	0
11 MALO Jonathan....	13	3	10	0	1.000	2	0	0	---	0	0
28 ARMSTRONG Cole...	13	12	1	0	1.000	0	0	0	---	0	0
13 LAWRIE Brett.....	10	2	8	0	1.000	2	0	0	---	0	0
26 BOWMAN Shawn....	6	1	5	0	1.000	0	0	0	---	0	0
20 LOEWEN Adam.....	4	3	1	0	1.000	1	0	0	---	0	0
9 TOSONI Rene.....	4	4	0	0	1.000	0	0	0	---	0	0
7 STERN Adam.....	2	2	0	0	1.000	0	0	0	---	0	0
40 PERKINS Vince....	1	1	0	0	1.000	0	0	0	---	0	0
23 RICHMOND Jamie...	1	0	1	0	1.000	0	0	0	---	0	0
27 KNIGINYZKY Matt..	1	0	1	0	1.000	0	0	0	---	0	0
16 BUCCI Nick.....	1	1	0	0	1.000	1	0	3	.000	0	0
32 MOLLEKEN Dustin..	0	0	0	0	.000	0	0	0	---	0	0
1 DAYLEG Terrance..	0	0	0	0	.000	0	0	0	---	0	0
14 SMITH Tim.....	0	0	0	0	.000	0	0	0	---	0	0
29 VAN OSTRAND Jimmy	0	0	0	0	.000	0	0	0	---	0	0
31 McNIVEN Brooks...	0	0	0	0	.000	0	0	0	---	0	0
19 HENDERSON Jimmy..	0	0	0	0	.000	0	1	0	1.000	0	0
21 KISSOCK Chris....	0	0	0	0	.000	0	0	0	---	0	0
Totals.....	95	63	32	0	1.000	3	1	3	.250	0	0
Opponents.....	87	60	22	5	.943	3	2	0	1.000	0	0

Hitting minimums - 1 Games 1.8 AB/Game 2.7 TPA/Game  
Pitching minimums - 1 Games 1 IP 2.5 IP/Game





## Teams' stats



China

CHN

(All games Sorted by Batting avg)

Record: 0-3 Home: 0-0 Away: 0-0 Neutral: 0-3 WBC\_09: 0-3

Player	AVG	GP-GS	AB	R	H	2B	3B	HR	RBI	TB	SLG%	BB	HBP	SO	GDP	OB%	SF	SH	SB-ATT	PO	A	E	FLD%
72 ZHU Qing.....	.250	3-3	8	1	2	0	0	0	0	2	.250	2	0	3	0	.400	0	0	1-2	15	1	0	1.000
10 DU Peng.....	.000	3-3	7	0	0	0	0	0	0	0	.000	2	0	4	1	.222	0	0	0-0	2	7	0	1.000
11 LI Xiang-Cheng...	.500	1-1	2	0	1	0	0	0	0	1	.500	0	0	0	0	.500	0	0	0-0	2	0	1	.667
20 WANG Dong.....	.375	3-3	8	0	3	1	0	0	2	4	.500	0	0	2	0	.375	0	0	0-0	13	1	0	1.000
30 DU Jun.....	.200	3-2	5	0	1	0	0	0	1	1	.200	1	0	1	0	.333	0	0	0-0	0	0	0	.000
17 MA Li.....	.167	3-3	6	1	1	1	0	0	0	2	.333	0	0	4	0	.167	0	1	0-0	3	0	0	1.000
88 ZHANG Chao.....	.125	3-3	8	0	1	0	0	0	0	1	.125	0	0	3	0	.125	0	0	0-0	1	0	0	1.000
63 PENG Kai.....	.125	3-3	8	1	1	0	0	0	0	1	.125	0	0	1	1	.125	0	0	0-0	5	1	1	.857
16 GUO Hui.....	.125	3-3	8	0	1	1	0	0	0	2	.250	0	0	5	0	.125	0	0	0-0	3	2	1	.833
51 WANG Jian-Tao....	.000	3-2	4	0	0	0	0	0	0	0	.000	2	0	3	0	.333	0	0	0-0	6	5	2	.846
3 NIU Xing.....	.000	1-1	3	0	0	0	0	0	0	0	.000	0	0	3	0	.000	0	0	0-0	4	0	1	.800
56 YANG Cheng-Zhi...	.000	2-0	1	0	0	0	0	0	0	0	.000	0	0	1	0	.000	0	0	0-0	2	0	0	1.000
33 DAI Dong-Chao....	.000	1-0	1	0	0	0	0	0	0	0	.000	0	0	1	0	.000	0	0	0-0	0	0	0	.000
31 XING Yan-Chao....	.000	1-0	1	0	0	0	0	0	0	0	.000	0	0	1	0	.000	0	0	0-0	0	0	0	.000
62 QIAO Zilong.....	.000	1-0	1	0	0	0	0	0	0	0	.000	0	0	1	0	.000	0	0	0-0	0	0	0	.000
22 ZOU Shance.....	.000	2-1	0	0	0	0	0	0	0	0	.000	0	0	0	0	.000	0	0	0-0	0	0	0	.000
15 MAO Hubo.....	.000	1-0	0	0	0	0	0	0	0	0	.000	0	0	0	0	.000	0	0	0-0	0	0	0	.000
2 ZHANG Zibo.....	.000	2-0	0	0	0	0	0	0	0	0	.000	0	0	0	0	.000	0	0	0-0	0	0	0	.000
35 CHEN Feng.....	.000	2-0	0	0	0	0	0	0	0	0	.000	0	0	0	0	.000	0	0	0-0	0	1	0	1.000
27 LI Shuai.....	.000	2-2	0	0	0	0	0	0	0	0	.000	0	0	0	0	.000	0	0	0-0	1	2	0	1.000
25 LI Jun-Hui.....	.000	1-0	0	0	0	0	0	0	0	0	.000	0	0	0	0	.000	0	0	0-0	0	0	0	.000
Totals.....	.155	3-3	71	3	11	3	0	0	3	14	.197	7	0	33	2	.231	0	1	1-2	57	20	6	.928
Opponents.....	.387	3-3	93	39	36	8	2	4	35	60	.645	18	3	13	2	.496	1	1	2-2	63	23	3	.966

LOB - Team (13), Opp (20). DPs turned - Team (2), Opp (3). Picked off - DU J 1.

(All games Sorted by Earned run avg)

Player	ERA	W-L	APP	GS	CG	SHO/CBO	SV	IP	H	R	ER	BB	SO	2B	3B	HR	AB	B/Avg	WP	HBP	BK	SFA	SHA
27 LI Shuai.....	11.70	0-2	2	2	0	0/0	0	10.0	15	14	13	3	6	3	1	2	45	.333	0	0	0	0	1
15 MAO Hubo.....	0.00	0-0	1	0	0	0/0	0	0.1	0	0	0	0	0	0	0	0	1	.000	0	1	0	0	0
35 CHEN Feng.....	4.91	0-0	2	0	0	0/0	0	3.2	5	4	2	2	5	1	0	1	17	.294	0	1	0	0	0
2 ZHANG Zibo.....	13.50	0-0	2	0	0	0/0	0	3.1	7	9	5	7	1	3	0	0	17	.412	3	0	0	1	0
25 LI Jun-Hui.....	45.00	0-0	1	0	0	0/0	0	1.0	3	5	5	4	0	0	0	0	5	.600	4	1	0	0	0
22 ZOU Shance.....	94.50	0-1	2	1	0	0/0	0	0.2	6	7	7	2	1	1	1	8	.750	0	0	0	0	0	0
Totals.....	14.68	0-3	3	3	0	0/0	0	19.0	36	39	31	18	13	8	2	4	93	.387	7	3	0	1	1
Opponents.....	1.29	3-0	3	3	1	1/1	0	21.0	11	3	3	7	33	3	0	0	71	.155	0	0	0	0	1

Pickoffs - Team (0), Opp (1). SBA/ATT - WANG D (2-2), LI S (1-1), MAO (1-1).

(All games Sorted by Fielding pct)

Player	C	PO	A	E	FLD%	DPs	SBA	CSB	SBA%	PB	CI
72 ZHU Qing.....	16	15	1	0	1.000	2	0	0	---	0	0
20 WANG Dong.....	14	13	1	0	1.000	0	2	0	1.000	0	0
10 DU Peng.....	9	2	7	0	1.000	2	0	0	---	0	0
17 MA Li.....	3	3	0	0	1.000	0	0	0	---	0	0
27 LI Shuai.....	3	1	2	0	1.000	0	1	0	1.000	0	0
56 YANG Cheng-Zhi...	2	2	0	0	1.000	0	0	0	---	0	0
35 CHEN Feng.....	1	0	1	0	1.000	0	0	0	---	0	0
88 ZHANG Chao.....	1	1	0	0	1.000	0	0	0	---	0	0
63 PENG Kai.....	7	5	1	1	.857	0	0	0	---	0	0
51 WANG Jian-Tao....	13	6	5	2	.846	2	0	0	---	0	0
16 GUO Hui.....	6	3	2	1	.833	0	0	0	---	0	0
3 NIU Xing.....	5	4	0	1	.800	0	0	0	---	0	0
11 LI Xiang-Cheng...	3	2	0	1	.667	0	0	0	---	0	0
31 XING Yan-Chao....	0	0	0	0	.000	0	0	0	---	0	0
62 QIAO Zilong.....	0	0	0	0	.000	0	0	0	---	0	0
2 ZHANG Zibo.....	0	0	0	0	.000	0	0	0	---	0	0
22 ZOU Shance.....	0	0	0	0	.000	0	0	0	---	0	0
33 DAI Dong-Chao....	0	0	0	0	.000	0	0	0	---	0	0
15 MAO Hubo.....	0	0	0	0	.000	0	1	0	1.000	0	0
30 DU Jun.....	0	0	0	0	.000	0	0	0	---	0	0
25 LI Jun-Hui.....	0	0	0	0	.000	0	0	0	---	0	0
Totals.....	83	57	20	6	.928	2	2	0	1.000	0	0
Opponents.....	89	63	23	3	.966	3	1	1	.500	0	0

Hitting minimums - 1 Games 1.8 AB/Game 2.7 TPA/Game  
Pitching minimums - 1 Games 1 IP 2.5 IP/Game



Teams' stats

Chinese Taipei

TPE



(All games Sorted by Batting avg)

Record: 1-2 Home: 0-0 Away: 1-0 Neutral: 0-2 WBC\_09: 1-2

Table with columns: Player, AVG, GP-GS, AB, R, H, 2B, 3B, HR, RBI, TB, SLG%, BB, HBP, SO, GDP, OB%, SF, SH, SB-ATT, PO, A, E, FLD%. Lists player statistics for Chinese Taipei.

LOB - Team (26), Opp (19). DPs turned - Team (3), Opp (1).

(All games Sorted by Earned run avg)

Table with columns: Player, ERA, W-L, APP, GS, CG, SHO/CBO, SV, IP, H, R, ER, BB, SO, 2B, 3B, HR, AB, B/Avg, WP, HBP, BK, SFA, SHA. Lists pitcher statistics for Chinese Taipei.

Pickoffs - Team (1), HSU 1. SBA/ATT - HUANG (1-1), LIN KUN (1-1).

(All games Sorted by Fielding pct)

Table with columns: Player, C, PO, A, E, FLD%, DPs, SBA, CSB, SBA%, PB, CI. Lists fielder statistics for Chinese Taipei.

Hitting minimums - 1 Games 1.8 AB/Game 2.7 TPA/Game
Pitching minimums - 1 Games 1 IP 2.5 IP/Game



Teams' stats



Croatia

CRO

(All games Sorted by Batting avg)

Record: 0-3 Home: 0-0 Away: 0-0 Neutral: 0-3 WBC\_09: 0-3

Table with columns: Player, AVG, GP-GS, AB, R, H, 2B, 3B, HR, RBI, TB, SLG%, BB, HBP, SO, GDP, OB%, SF, SH, SB-ATT, PO, A, E, FLD%. Lists player statistics for Croatia.

LOB - Team (16), Opp (25). DPs turned - Team (1), Opp (2). IBB - Team (0), Opp (1).

(All games Sorted by Earned run avg)

Table with columns: Player, ERA, W-L, APP, GS, CG, SHO/CBO, SV, IP, H, R, ER, BB, SO, 2B, 3B, HR, AB, B/Avg, WP, HBP, BK, SFA, SHA. Lists pitcher statistics for Croatia.

PB - Team (0), Opp (1). SBA/ATT - AGLADIUS (4-4), SUMMERS (2-2), FARKAS (1-1), PEREIRA (1-1), MARIN (0-1).

(All games Sorted by Fielding pct)

Table with columns: Player, C, PO, A, E, FLD%, DPs, SBA, CSB, SBA%, PB, CI. Lists fielding statistics for Croatia.

Hitting minimums - 1 Games 1.8 AB/Game 2.7 TPA/Game
Pitching minimums - 1 Games 1 IP 2.5 IP/Game



## Teams' stats



**Cuba**

**CUB**

(All games Sorted by Batting avg)

Record: 3-0 Home: 2-0 Away: 1-0 WBC\_09: 3-0

Player	AVG	GP-GS	AB	R	H	2B	3B	HR	RBI	TB	SLG%	BB	HBP	SO	GDP	OB%	SF	SH	SB-ATT	PO	A	E	FLD%
12 ENRIQUEZ T. Miche	.600	3-3	10	4	6	1	0	1	3	10	1.000	3	0	0	1	.692	0	0	0-0	0	1	0	1.000
54 DESPAIGNE R. Alfr	.583	3-3	12	3	7	2	0	2	6	15	1.250	1	0	0	0	.615	0	0	0-0	0	0	0	.000
8 PESTANO V. Ariel.	.500	3-3	10	1	5	0	0	1	2	8	.800	1	0	0	0	.545	0	0	0-1	33	2	0	1.000
10 GOURRIEL C. Yulie	.417	3-3	12	4	5	1	0	2	3	12	1.000	1	0	1	0	.462	0	0	0-0	3	4	0	1.000
28 OLIVERA A. Hector	.375	2-2	8	2	3	0	0	1	1	6	.750	1	0	2	1	.444	0	0	0-0	2	4	0	1.000
51 CESPEDES M. Yoenn	.333	3-3	12	1	4	2	0	0	1	6	.500	0	0	4	2	.333	0	0	0-0	2	0	0	1.000
24 CEPEDA C. Frederi	.300	3-3	10	4	3	0	0	1	3	6	.600	3	0	1	1	.462	0	0	0-0	3	0	0	1.000
23 ABREU C. Jose' D.	.222	3-3	9	2	2	0	0	1	1	5	.556	2	0	1	0	.364	0	0	0-0	19	0	0	1.000
3 NAVAS G. Luis M..	.143	3-3	7	2	1	0	0	0	0	1	.143	4	0	1	1	.455	0	0	0-0	5	8	1	.929
-----																							
53 BORRERO A. Ariel.	1.000	1-0	2	0	2	0	0	0	2	2	1.000	0	0	0	0	1.000	0	0	0-0	1	1	0	1.000
35 BORROTO J. Yorbis	1.000	2-0	1	0	1	0	0	0	0	1	1.000	0	0	0	0	1.000	0	0	0-0	1	0	0	1.000
41 PERAZA M. Yosvany	1.000	1-0	1	1	1	0	0	1	2	4	4.000	0	0	0	0	1.000	0	0	0-0	0	0	0	.000
22 MARTIN T. Leonis.	.000	2-1	3	1	0	0	0	0	0	0	.000	2	0	1	1	.400	0	0	1-1	0	0	0	.000
5 SANCHEZ L. Eriel.	.000	2-0	1	0	0	0	0	0	0	0	.000	0	0	0	0	.000	0	0	0-0	4	0	0	1.000
1 DUVERGEL R. Giorv	.000	1-0	1	0	0	0	0	0	0	0	.000	0	0	0	0	.000	0	0	0-0	0	0	0	.000
99 LAZO I. Pedro L..	.000	1-0	0	0	0	0	0	0	0	0	.000	0	0	0	0	.000	0	0	0-0	0	1	0	1.000
34 GARCIA E. Vladimi	.000	2-0	0	0	0	0	0	0	0	0	.000	0	0	0	0	.000	0	0	0-0	1	1	0	1.000
75 GONZALEZ P. Migue	.000	1-1	0	0	0	0	0	0	0	0	.000	0	0	0	0	.000	0	0	0-0	0	1	0	1.000
20 VERA P. Norge L..	.000	1-1	0	0	0	0	0	0	0	0	.000	0	0	0	0	.000	0	0	0-0	0	2	0	1.000
98 FOLCH V. Maikel..	.000	1-1	0	0	0	0	0	0	0	0	.000	0	0	0	0	.000	0	0	0-0	1	0	0	1.000
27 MARTINEZ M. Jonde	.000	1-0	0	0	0	0	0	0	0	0	.000	0	0	0	0	.000	0	0	0-0	0	0	0	.000
62 PEDROSO G. Yadier	.000	1-0	0	0	0	0	0	0	0	0	.000	0	0	0	0	.000	0	0	0-0	0	0	0	.000
Totals.....	.404	3-3	99	25	40	6	0	10	24	76	.768	18	0	11	7	.496	0	0	1-2	75	25	1	.990
Opponents.....	.198	3-3	91	9	18	3	1	0	8	23	.253	9	6	38	0	.308	1	0	3-4	69	30	1	.990

LOB - Team (23), Opp (23). DPs turned - Team (0), Opp (8).

(All games Sorted by Earned run avg)

Player	ERA	W-L	APP	GS	CG	SHO/CBO	SV	IP	H	R	ER	BB	SO	2B	3B	HR	AB	B/Avg	WP	HBP	BK	SFA	SHA
20 VERA P. Norge L..	0.00	1-0	1	1	1	1/0	0	7.0	3	0	0	1	8	1	0	0	24	.125	1	0	0	0	0
98 FOLCH V. Maikel..	0.00	0-0	1	1	0	0/0	0	4.2	2	0	0	3	5	0	0	0	14	.143	0	2	0	0	1
34 GARCIA E. Vladimi	0.00	1-0	2	0	0	0/0	0	4.0	2	0	0	2	7	0	0	0	14	.143	0	1	0	0	0
99 LAZO I. Pedro L..	0.00	0-0	1	0	0	0/0	0	2.1	1	0	0	1	3	1	0	0	8	.125	0	0	0	0	0
75 GONZALEZ P. Migue	6.35	1-0	1	1	0	0/0	0	5.2	5	5	4	1	13	1	0	0	22	.227	0	1	1	0	0
27 MARTINEZ M. Jonde	18.00	0-0	1	0	0	0/0	0	1.0	2	2	2	1	2	0	0	0	5	.400	0	1	0	0	0
62 PEDROSO G. Yadier	54.00	0-0	1	0	0	0/0	0	0.1	3	2	2	0	0	0	1	0	4	.750	0	1	0	0	0
Totals.....	2.88	3-0	3	3	1	1/0	0	25.0	18	9	8	9	38	3	1	0	91	.198	1	6	1	1	0
Opponents.....	9.78	0-3	3	3	0	0/0	0	23.0	40	25	25	18	11	6	0	10	99	.404	4	0	0	0	0

PB - Team (0), Opp (1). SBA/ATT - PESTANO (2-3), GARCIA (2-2), LAZO (1-1), SANCHEZ (1-1), FOLCH (0-1).

(All games Sorted by Fielding pct)

Player	C	PO	A	E	FLD%	Dps	SBA	CSB	SBA%	PB	CI
8 PESTANO V. Ariel.	35	33	2	0	1.000	0	2	1	.667	0	0
23 ABREU C. Jose' D.	19	19	0	0	1.000	0	0	0	---	0	0
10 GOURRIEL C. Yulie	7	3	4	0	1.000	0	0	0	---	0	0
28 OLIVERA A. Hector	6	2	4	0	1.000	0	0	0	---	0	0
5 SANCHEZ L. Eriel.	4	4	0	0	1.000	0	1	0	1.000	0	0
24 CEPEDA C. Frederi	3	3	0	0	1.000	0	0	0	---	0	0
34 GARCIA E. Vladimi	2	1	1	0	1.000	0	2	0	1.000	0	0
53 BORRERO A. Ariel.	2	1	1	0	1.000	0	0	0	---	0	0
51 CESPEDES M. Yoenn	2	2	0	0	1.000	0	0	0	---	0	0
20 VERA P. Norge L..	2	0	2	0	1.000	0	0	0	---	0	0
75 GONZALEZ P. Migue	1	0	1	0	1.000	0	0	0	---	0	0
12 ENRIQUEZ T. Miche	1	0	1	0	1.000	0	0	0	---	0	0
99 LAZO I. Pedro L..	1	0	1	0	1.000	0	1	0	1.000	0	0
35 BORROTO J. Yorbis	1	1	0	0	1.000	0	0	0	---	0	0
98 FOLCH V. Maikel..	1	1	0	0	1.000	0	0	1	.000	0	0
3 NAVAS G. Luis M..	14	5	8	1	.929	0	0	0	---	0	0
41 PERAZA M. Yosvany	0	0	0	0	.000	0	0	0	---	0	0
62 PEDROSO G. Yadier	0	0	0	0	.000	0	0	0	---	0	0
22 MARTIN T. Leonis.	0	0	0	0	.000	0	0	0	---	0	0
1 DUVERGEL R. Giorv	0	0	0	0	.000	0	0	0	---	0	0
54 DESPAIGNE R. Alfr	0	0	0	0	.000	0	0	0	---	0	0
27 MARTINEZ M. Jonde	0	0	0	0	.000	0	0	0	---	0	0
Totals.....	101	75	25	1	.990	0	3	1	.750	0	0
Opponents.....	100	69	30	1	.990	8	1	1	.500	1	0

Hitting minimums - 1 Games 1.8 AB/Game 2.7 TPA/Game  
Pitching minimums - 1 Games 1 IP 2.5 IP/Game



czech republic  
spain • sweden  
croatia • germany  
netherlands • italy

## Teams' stats

### Czech Republic

**CZE**

(All games Sorted by Batting avg)

Record: 0-3 Home: 0-1 Away: 0-0 Neutral: 0-2 WBC\_09: 0-3

Player	AVG	GP-GS	AB	R	H	2B	3B	HR	RBI	TB	SLG%	BB	HBP	SO	GDP	OB%	SF	SH	SB-ATT	PO	A	E	FLD%
29 HAJTMAR Jakub....	.222	3-3	9	1	2	0	0	0	0	2	.222	0	1	1	0	.300	0	0	0-0	7	6	1	.929
39 VESELY Martin....	.167	3-3	6	0	1	0	0	0	0	1	.167	3	0	1	1	.444	0	1	0-1	10	1	0	1.000
21 POLANSKY Tomas...	.125	3-3	8	0	1	0	0	0	0	1	.125	2	0	2	0	.300	0	0	0-0	4	7	3	.786
24 BUDSKY Pavel.....	.100	3-2	10	1	1	0	0	1	1	4	.400	1	0	4	0	.182	0	0	0-0	24	3	0	1.000
15 VOJAK Jakub.....	.500	2-0	4	1	2	1	1	0	1	5	1.250	0	0	2	0	.500	0	0	0-0	2	1	1	.750
32 ONDRACEK Michal...	.333	2-0	3	0	1	0	0	0	0	1	.333	0	0	2	0	.333	0	0	0-0	0	0	1	.000
13 SCHNEIDER Martin...	.250	3-3	8	2	2	0	0	1	1	5	.625	0	0	5	0	.250	0	0	0-0	1	4	1	.833
33 CECH Petr.....	.250	2-2	4	0	1	0	0	0	0	1	.250	0	0	0	0	.250	0	0	0-0	7	1	0	1.000
56 HEJMA Matej.....	.200	3-1	5	0	1	0	0	0	1	1	.200	1	1	2	0	.429	0	0	0-1	2	0	0	1.000
4 BAROCH Petr.....	.167	2-2	6	0	1	0	0	0	0	1	.167	0	0	1	0	.167	0	0	1-2	3	4	0	1.000
1 NAVRATIL Ales....	.125	3-3	8	0	1	0	0	0	0	1	.125	0	0	2	0	.125	0	0	0-0	0	0	0	.000
26 HRUSOVSKY Karel...	.000	3-3	7	0	0	0	0	0	0	0	.000	0	0	5	0	.000	0	0	0-0	9	0	0	1.000
25 MALIK Jakub.....	.000	1-1	4	0	0	0	0	0	0	0	.000	0	0	1	1	.000	0	0	0-0	3	0	1	.750
28 SLADEK Jakub.....	.000	2-0	3	0	0	0	0	0	0	0	.000	0	0	2	0	.000	0	0	0-0	0	0	0	.000
48 NEMEC Radek.....	.000	2-1	2	0	0	0	0	0	0	0	.000	0	0	2	0	.000	0	0	0-0	3	0	1	.750
11 CHROUST Radim....	.000	1-1	1	0	0	0	0	0	0	0	.000	1	0	1	0	.500	0	0	0-0	0	0	0	.000
16 BLAZEK Jan.....	.000	1-0	0	0	0	0	0	0	0	0	.000	0	0	0	0	.000	0	0	0-0	1	0	0	1.000
22 REHACEK Jan.....	.000	2-0	0	0	0	0	0	0	0	0	.000	0	0	0	0	.000	0	0	0-0	0	0	0	.000
46 MINARIK Petr.....	.000	1-1	0	0	0	0	0	0	0	0	.000	0	0	0	0	.000	0	0	0-0	0	1	0	1.000
3 JELINEK Vojtech...	.000	2-0	0	0	0	0	0	0	0	0	.000	0	0	0	0	.000	0	0	0-0	0	0	0	.000
36 KUBAT Leos.....	.000	2-0	0	0	0	0	0	0	0	0	.000	0	0	0	0	.000	0	0	0-0	0	0	0	.000
23 TOUFAR Jakus.....	.000	2-1	0	0	0	0	0	0	0	0	.000	0	0	0	0	.000	0	0	0-0	0	1	0	1.000
6 BOKAJ Boris.....	.000	2-0	0	0	0	0	0	0	0	0	.000	0	0	0	0	.000	0	0	0-0	2	1	0	1.000
Totals.....	.159	3-3	88	5	14	1	1	2	4	23	.261	8	2	33	2	.245	0	1	1-4	78	30	9	.923
Opponents.....	.374	3-3	123	36	46	8	1	7	36	77	.626	15	4	8	3	.455	1	0	1-1	81	35	3	.975

LOB - Team (13), Opp (29). DPs turned - Team (3), Opp (2). Picked off - BAROCH 1, HAJTMAR 1.

(All games Sorted by Earned run avg)

Player	ERA	W-L	APP	GS	CG	SHO/CBO	SV	IP	H	R	ER	BB	SO	2B	3B	HR	AB	B/Avg	WP	HBP	BK	SFA	SHA
22 REHACEK Jan.....	0.00	0-0	2	0	0	0/0	0	4.1	3	0	0	3	4	1	0	0	15	.200	0	1	0	0	0
6 BOKAJ Boris.....	0.00	0-0	2	0	0	0/0	0	4.1	5	0	0	1	3	0	0	0	18	.278	0	2	0	0	0
3 JELINEK Vojtech...	3.38	0-0	2	0	0	0/0	0	2.2	4	1	1	0	0	0	1	0	12	.333	0	0	0	0	0
36 KUBAT Leos.....	9.00	0-0	2	0	0	0/0	0	4.0	7	5	4	3	1	1	0	2	18	.389	0	1	0	0	0
46 MINARIK Petr.....	10.80	0-1	1	1	0	0/0	0	1.2	9	10	2	2	0	1	0	0	14	.643	0	0	0	1	0
13 SCHNEIDER Martin...	12.60	0-1	1	1	0	0/0	0	5.0	7	7	7	3	0	0	0	2	22	.318	1	0	0	0	0
23 TOUFAR Jakus.....	21.00	0-1	2	1	0	0/0	0	3.0	6	7	7	2	0	1	0	3	15	.400	1	0	0	0	0
16 BLAZEK Jan.....	45.00	0-0	1	0	0	0/0	0	1.0	5	6	5	1	0	4	0	0	9	.556	0	0	0	0	0
Totals.....	9.00	0-3	3	3	0	0/0	0	26.0	46	36	26	15	8	8	1	7	123	.374	2	4	0	1	0
Opponents.....	1.33	3-0	3	3	0	1/1	0	27.0	14	5	4	8	33	1	1	2	88	.159	2	2	0	0	1

Pickoffs - Team (0), Opp (2). SBA/ATT - TOUFAR (1-1), CECH (1-1).

(All games Sorted by Fielding pct)

Player	C	PO	A	E	FLD%	Dps	SBA	CSB	SBA%	PB	CI
24 BUDSKY Pavel.....	27	24	3	0	1.000	3	0	0	---	0	0
39 VESELY Martin....	11	10	1	0	1.000	0	0	0	---	0	0
26 HRUSOVSKY Karel...	9	9	0	0	1.000	0	0	0	---	0	0
33 CECH Petr.....	8	7	1	0	1.000	0	1	0	1.000	0	0
4 BAROCH Petr.....	7	3	4	0	1.000	1	0	0	---	0	0
6 BOKAJ Boris.....	3	2	1	0	1.000	1	0	0	---	0	0
56 HEJMA Matej.....	2	2	0	0	1.000	0	0	0	---	0	0
16 BLAZEK Jan.....	1	1	0	0	1.000	0	0	0	---	0	0
46 MINARIK Petr.....	1	0	1	0	1.000	0	0	0	---	0	0
23 TOUFAR Jakus.....	1	0	1	0	1.000	0	1	0	1.000	0	0
29 HAJTMAR Jakub....	14	7	6	1	.929	1	0	0	---	0	0
13 SCHNEIDER Martin...	6	1	4	1	.833	1	0	0	---	0	0
21 POLANSKY Tomas...	14	4	7	3	.786	0	0	0	---	0	0
48 NEMEC Radek.....	4	3	0	1	.750	0	0	0	---	0	0
15 VOJAK Jakub.....	4	2	1	1	.750	1	0	0	---	0	0
25 MALIK Jakub.....	4	3	0	1	.750	0	0	0	---	0	0
32 ONDRACEK Michal...	1	0	0	1	.000	0	0	0	---	0	0
11 CHROUST Radim....	0	0	0	0	.000	0	0	0	---	0	0
3 JELINEK Vojtech...	0	0	0	0	.000	0	0	0	---	0	0
28 SLADEK Jakub.....	0	0	0	0	.000	0	0	0	---	0	0
1 NAVRATIL Ales....	0	0	0	0	.000	0	0	0	---	0	0
36 KUBAT Leos.....	0	0	0	0	.000	0	0	0	---	0	0
22 REHACEK Jan.....	0	0	0	0	.000	0	0	0	---	0	0
Totals.....	117	78	30	9	.923	3	1	0	1.000	0	0
Opponents.....	119	81	35	3	.975	2	1	3	.250	0	0

Hitting minimums - 1 Games 1.8 AB/Game 2.7 TPA/Game  
Pitching minimums - 1 Games 1 IP 2.5 IP/Game





## Teams' stats



### Germany

GER

(All games Sorted by Batting avg)

Record: 1-2 Home: 0-0 Away: 0-0 Neutral: 1-2 WBC\_09: 1-2

Player	AVG	GP-GS	AB	R	H	2B	3B	HR	RBI	TB	SLG%	BB	HBP	SO	GDP	OB%	SF	SH	SB-ATT	PO	A	E	FLD%
12 WULF Dominik.....	.385	3-3	13	3	5	1	0	1	5	9	.692	0	0	3	0	.385	0	0	0-0	3	2	2	.714
2 LUTZ Sascha.....	.333	3-3	9	2	3	1	0	0	1	4	.444	2	1	1	0	.500	0	0	0-0	8	0	0	1.000
19 GRONAUER Kai.....	.333	3-3	9	1	3	2	0	0	2	5	.556	2	1	1	0	.500	0	0	0-0	21	1	0	1.000
16 GUHRING Simon.....	.250	3-3	8	1	2	0	0	0	1	2	.250	1	0	2	1	.333	0	0	0-0	3	1	0	1.000
28 GLASER Ludwig....	.231	3-3	13	1	3	0	0	0	1	3	.231	0	0	2	0	.231	0	0	0-0	18	0	0	1.000
14 SPEER Jendrick...	.182	3-3	11	1	2	0	0	0	1	2	.182	1	0	4	0	.250	0	0	0-0	3	11	0	1.000
-----																							
11 JANZEN Andreas...	.500	2-2	4	1	2	0	0	0	2	2	.500	0	0	0	0	.500	0	0	1-1	2	3	1	.833
31 GRUBER Robert....	.200	2-1	5	0	1	0	0	0	0	1	.200	0	0	2	0	.200	0	0	0-0	3	0	0	1.000
26 GESSMANN Rodney..	.167	3-2	6	2	1	1	0	0	1	2	.333	1	0	1	0	.286	0	0	0-0	2	0	0	1.000
40 FRANKE Michael...	.143	3-3	7	1	1	0	0	0	0	1	.143	1	0	2	0	.250	0	0	0-0	0	0	0	.000
8 MEDINA Octavio...	.000	3-1	3	0	0	0	0	0	0	0	.000	1	1	1	0	.400	0	0	0-0	5	3	0	1.000
21 APPIAH Marvin.....	.000	3-0	3	0	0	0	0	0	0	0	.000	0	0	2	1	.000	0	0	0-0	0	0	0	.000
24 HOWARD Christophe	.000	3-0	2	1	0	0	0	0	0	0	.000	1	0	1	0	.333	0	0	0-0	0	0	0	.000
32 HARTKOPF Nils....	.000	1-0	0	0	0	0	0	0	0	0	.000	0	0	0	0	.000	0	0	0-0	0	0	0	.000
25 HENKENJOHANN Tim.	.000	1-1	0	0	0	0	0	0	0	0	.000	0	0	0	0	.000	0	0	0-0	1	0	0	1.000
6 ALMSTETTER Martin	.000	1-0	0	0	0	0	0	0	0	0	.000	0	0	0	0	.000	0	0	0-0	0	0	0	.000
29 HUGHES André.....	.000	1-1	0	0	0	0	0	0	0	0	.000	0	0	0	0	.000	0	0	0-0	0	0	0	.000
7 HEILMANN Eugen...	.000	1-0	0	0	0	0	0	0	0	0	.000	0	0	0	0	.000	0	0	0-0	0	0	0	.000
30 WINKLER Markus...	.000	1-0	0	0	0	0	0	0	0	0	.000	0	0	0	0	.000	0	0	0-0	0	0	0	.000
23 BOLDT Maximilian.	.000	1-0	0	0	0	0	0	0	0	0	.000	0	0	0	0	.000	0	0	0-0	0	0	0	.000
15 HOFFSCHILD Philip	.000	1-0	0	0	0	0	0	0	0	0	.000	0	0	0	0	.000	0	0	0-0	0	0	0	.000
9 MARQUEZ R. Enorbe	.000	1-1	0	0	0	0	0	0	0	0	.000	0	0	0	0	.000	0	0	0-0	0	2	0	1.000
5 DEWALD Martin....	.000	2-0	0	0	0	0	0	0	0	0	.000	0	0	0	0	.000	0	0	0-0	0	0	0	.000
4 HOWARD Philipp...	.000	2-0	0	2	0	0	0	0	0	0	.000	2	0	0	0	1.000	0	0	0-0	0	1	1	.500
Totals.....	.247	3-3	93	16	23	5	0	1	14	31	.333	12	3	22	2	.352	0	0	1-1	69	24	4	.959
Opponents.....	.268	3-3	97	22	26	3	1	6	20	49	.505	12	2	21	1	.360	0	0	3-3	69	26	5	.950

LOB - Team (23), Opp (20). DPs turned - Team (2), Opp (2).

(All games Sorted by Earned run avg)

Player	ERA	W-L	APP	GS	CG	SHO/CBO	SV	IP	H	R	ER	BB	SO	2B	3B	HR	AB	B/Avg	WP	HBP	BK	SFA	SHA
15 HOFFSCHILD Philip	0.00	0-0	1	0	0	0/0	0	1.0	0	0	0	1	2	0	0	0	2	.000	0	0	0	0	0
30 WINKLER Markus...	0.00	0-0	1	0	0	0/0	0	0.2	0	0	0	0	1	0	0	0	2	.000	0	0	0	0	0
23 BOLDT Maximilian.	0.00	0-0	1	0	0	0/0	0	0.1	0	0	0	0	1	0	0	0	1	.000	0	0	0	0	0
32 HARTKOPF Nils....	0.00	0-0	1	0	0	0/0	0	0.1	0	0	0	0	1	0	0	0	1	.000	0	0	0	0	0
26 GESSMANN Rodney..	0.00	0-0	1	0	0	0/0	0	0.0	0	1	0	1	0	0	0	0	1	.000	0	1	0	0	0
9 MARQUEZ R. Enorbe	1.59	1-0	1	1	0	0/0	0	5.2	5	1	1	7	1	0	0	22	.227	0	0	0	0	0	0
25 HENKENJOHANN Tim.	6.00	0-1	1	1	0	0/0	0	3.0	4	4	2	4	3	0	0	14	.286	0	0	0	0	0	0
6 ALMSTETTER Martin	6.23	0-0	1	0	0	0/0	0	4.1	4	3	3	1	2	0	1	17	.235	0	1	0	0	0	0
7 HEILMANN Eugen...	7.71	0-0	1	0	0	0/0	0	4.2	6	5	4	1	2	0	0	1	20	.300	0	0	0	0	0
29 HUGHES André.....	23.14	0-1	1	1	0	0/0	0	2.1	5	6	6	2	1	2	0	13	.385	0	0	0	0	0	0
5 DEWALD Martin....	27.00	0-0	1	0	0	0/0	0	0.2	2	2	2	1	1	0	0	4	.500	1	0	0	0	0	0
Totals.....	7.04	1-2	3	3	0	0/0	0	23.0	26	22	18	12	21	3	1	6	97	.268	1	2	0	0	0
Opponents.....	4.30	2-1	3	3	0	0/0	0	23.0	23	16	11	12	22	5	0	1	93	.247	0	3	0	0	0

Pickoffs - Team (1), GRONAUER 1. SBA/ATT - GRONAUER (3-3), HENKENJOHANN (2-2), MARQUEZ R (1-1).

(All games Sorted by Fielding pct)

Player	C	PO	A	E	FLD%	Dps	SBA	CSB	SBA%	PB	CI
19 GRONAUER Kai.....	22	21	1	0	1.000	1	3	0	1.000	0	0
28 GLASER Ludwig....	18	18	0	0	1.000	2	0	0	---	0	0
14 SPEER Jendrick...	14	3	11	0	1.000	1	0	0	---	0	0
2 LUTZ Sascha.....	8	8	0	0	1.000	0	0	0	---	0	0
8 MEDINA Octavio...	8	5	3	0	1.000	0	0	0	---	0	0
16 GUHRING Simon....	4	3	1	0	1.000	0	0	0	---	0	0
31 GRUBER Robert....	3	3	0	0	1.000	0	0	0	---	0	0
26 GESSMANN Rodney..	2	2	0	0	1.000	0	0	0	---	0	0
9 MARQUEZ R. Enorbe	2	0	2	0	1.000	0	1	0	1.000	0	0
25 HENKENJOHANN Tim.	1	1	0	0	1.000	0	2	0	1.000	0	0
11 JANZEN Andreas...	6	2	3	1	.833	0	0	0	---	0	0
12 WULF Dominik.....	7	3	2	2	.714	0	0	0	---	0	0
4 HOWARD Philipp...	2	0	1	1	.500	0	0	0	---	0	0
23 BOLDT Maximilian.	0	0	0	0	.000	0	0	0	---	0	0
6 ALMSTETTER Martin	0	0	0	0	.000	0	0	0	---	0	0
30 WINKLER Markus...	0	0	0	0	.000	0	0	0	---	0	0
29 HUGHES André.....	0	0	0	0	.000	0	0	0	---	0	0
15 HOFFSCHILD Philip	0	0	0	0	.000	0	0	0	---	0	0
7 HEILMANN Eugen...	0	0	0	0	.000	0	0	0	---	0	0
32 HARTKOPF Nils....	0	0	0	0	.000	0	0	0	---	0	0
40 FRANKE Michael...	0	0	0	0	.000	0	0	0	---	0	0
5 DEWALD Martin....	0	0	0	0	.000	0	0	0	---	0	0
24 HOWARD Christophe	0	0	0	0	.000	0	0	0	---	0	0
21 APPIAH Marvin.....	0	0	0	0	.000	0	0	0	---	0	0
Totals.....	97	69	24	4	.959	2	3	0	1.000	0	0
Opponents.....	100	69	26	5	.950	2	1	0	1.000	0	0

Hitting minimums - 1 Games 1.8 AB/Game 2.7 TPA/Game  
Pitching minimums - 1 Games 1 IP 2.5 IP/Game



Teams' stats



Great Britain

GBR

(All games Sorted by Batting avg)

Record: 1-2 Home: 0-0 Away: 0-0 Neutral: 1-2 WBC\_09: 1-2

Table with columns: Player, AVG, GP-GS, AB, R, H, 2B, 3B, HR, RBI, TB, SLG%, BB, HBP, SO, GDP, OB%, SF, SH, SB-ATT, PO, A, E, FLD%. Lists player statistics for Great Britain.

LOB - Team (24), Opp (21). DPs turned - Team (6), Opp (1). IBB - Team (0), Opp (1).
(All games Sorted by Earned run avg)

Table with columns: Player, ERA, W-L, APP, GS, CG, SHO/CBO, SV, IP, H, R, ER, BB, SO, 2B, 3B, HR, AB, B/Avg, WP, HBP, BK, SFA, SHA. Lists pitcher statistics for Great Britain.

PB - Team (1), BERSSET 1. SBA/ATT - BERSSET (2-4), BOLESKA (0-1), WHITEHEAD (1-1), COATSWORTH (0-1), STACK-BABICH (1-1).

(All games Sorted by Fielding pct)

Table with columns: Player, C, PO, A, E, FLD%, DPs, SBA, CSB, SBA%, PB, CI. Lists fielding statistics for Great Britain.

Hitting minimums - 1 Games 1.8 AB/Game 2.7 TPA/Game
Pitching minimums - 1 Games 1 IP 2.5 IP/Game



czech republic  
spain • sweden  
croatia • germany  
netherlands • italy

## Teams' stats

	<b>Japan</b>	<b>JPN</b>
--	--------------	------------

(All games Sorted by Batting avg)

Record: 2-1 Home: 0-0 Away: 0-0 Neutral: 2-1 WBC\_09: 2-1

Player	AVG	GP-GS	AB	R	H	2B	3B	HR	RBI	TB	SLG%	BB	HBP	SO	GDP	OB%	SF	SH	SB-ATT	PO	A	E	FLD%
10 IKEBE Keiji.....	.500	3-3	12	5	6	2	0	0	4	8	.667	2	0	0	0	.533	1	0	0-0	0	0	0	.000
3 KOTEGAWA Yoshinob	.444	3-3	9	4	4	0	1	2	4	12	1.333	2	0	1	0	.545	0	0	1-1	3	1	0	1.000
1 CHONO Hisayoshi..	.429	3-3	14	4	6	1	1	0	2	9	.643	0	0	3	0	.429	0	0	1-1	5	0	0	1.000
9 YOKOYAMA Kenichi..	.429	3-2	7	2	3	1	0	0	2	4	.571	2	0	0	0	.556	0	0	0-0	2	3	0	1.000
8 SASAKI Tsutomu...	.385	3-3	13	1	5	0	0	1	4	8	.615	1	0	1	1	.429	0	0	0-0	16	0	0	1.000
4 KUME Ken.....	.222	3-3	9	2	2	1	0	0	1	3	.333	3	1	0	0	.462	0	1	0-0	1	7	0	1.000
28 KIYOTA Ikuhiro...	.125	3-2	8	2	1	0	0	0	1	1	.125	2	1	0	0	.364	0	0	0-1	2	0	0	1.000
-----																							
27 YAMAOKA Go.....	1.000	2-0	1	1	1	0	0	1	2	4	4.000	0	0	0	0	1.000	0	0	0-0	2	0	0	1.000
5 SAWAMURA Komei...	.500	2-0	2	1	1	0	0	0	0	1	.500	1	0	0	0	.667	0	0	1-1	1	0	0	1.000
6 MORI Shiro.....	.429	2-2	7	0	3	0	0	0	2	3	.429	0	0	4	0	.429	0	1	0-0	2	1	1	.750
29 ARANAMI Shoh.....	.200	3-1	5	1	1	0	0	0	2	1	.200	1	0	0	0	.333	0	1	0-0	0	0	0	.000
7 MIYAZAWA Kentaro..	.143	3-2	7	1	1	0	0	0	0	1	.143	0	1	0	0	.250	0	0	0-0	0	5	1	.833
23 SAEKI Ryo.....	.000	3-1	4	1	0	0	0	0	0	0	.000	0	2	1	0	.333	0	1	0-0	30	0	0	1.000
24 SUZUKI Kenji.....	.000	2-2	4	1	0	0	0	0	0	0	.000	0	0	1	0	.000	0	0	0-0	11	0	0	1.000
13 TANAKA Atsui.....	.000	1-0	0	0	0	0	0	0	0	0	.000	0	0	0	0	.000	0	0	0-0	0	0	0	.000
20 HIRAI Eiichi.....	.000	2-0	0	0	0	0	0	0	0	0	.000	0	0	0	0	.000	0	0	0-0	0	0	0	.000
18 OTANI Tomohisa...	.000	1-1	0	0	0	0	0	0	0	0	.000	0	0	0	0	.000	0	0	0-0	0	0	0	.000
21 HIGA Motoki.....	.000	1-0	0	0	0	0	0	0	0	0	.000	0	0	0	0	.000	0	0	0-0	0	1	0	1.000
17 MASUI Hirotooshi..	.000	1-0	0	0	0	0	0	0	0	0	.000	0	0	0	0	.000	0	0	0-0	0	0	0	.000
15 ANAN Toru.....	.000	1-1	0	0	0	0	0	0	0	0	.000	0	0	0	0	.000	0	0	0-0	0	0	0	.000
11 YAMANAKA Hirofumi	.000	1-0	0	0	0	0	0	0	0	0	.000	0	0	0	0	.000	0	0	0-0	0	0	0	.000
16 OKAMOTO Yosuke...	.000	2-0	0	0	0	0	0	0	0	0	.000	0	0	0	0	.000	0	0	0-0	0	0	0	.000
19 KAMEGAWA Hiroyuki	.000	2-1	0	0	0	0	0	0	0	0	.000	0	0	0	0	.000	0	0	0-0	0	0	0	.000
Totals.....	.333	3-3	102	26	34	5	2	4	24	55	.539	14	5	11	2	.434	1	4	3-4	75	18	2	.979
Opponents.....	.243	3-3	103	18	25	2	0	6	17	45	.437	8	1	42	0	.304	0	0	0-0	74	39	5	.958

LOB - Team (26), Opp (19). DPs turned - Team (1), Opp (3). IBB - Team (1), YOKOYAMA 1.

(All games Sorted by Earned run avg)

Player	ERA	W-L	APP	GS	CG	SHO/CBO	SV	IP	H	R	ER	BB	SO	2B	3B	HR	AB	B/Avg	WP	HBP	BK	SFA	SHA
19 KAMEGAWA Hiroyuki	0.00	0-0	2	1	0	0/0	0	4.0	2	0	0	2	5	0	0	0	14	.143	2	0	0	0	0
21 HIGA Motoki.....	0.00	1-0	1	0	0/0	0	3.0	0	0	0	0	4	0	0	0	9	.000	0	0	0	0	0	0
13 TANAKA Atsui.....	0.00	0-0	1	0	0/0	0	2.0	1	0	0	2	4	0	0	0	7	.143	0	0	0	0	0	0
17 MASUI Hirotooshi..	0.00	0-0	1	0	0/0	0	1.0	0	0	0	0	3	0	0	0	3	.000	0	0	0	0	0	0
11 YAMANAKA Hirofumi	0.00	0-0	1	0	0/0	0	1.0	0	0	0	0	3	0	0	0	3	.000	0	0	0	0	0	0
16 OKAMOTO Yosuke...	3.60	1-0	2	0	0/0	0	5.0	4	2	2	1	5	2	0	0	19	.211	0	0	0	0	0	0
18 OTANI Tomohisa...	9.00	0-0	1	1	0/0	0	3.0	3	3	3	3	0	7	0	0	1	13	.231	0	1	0	0	0
15 ANAN Toru.....	18.00	0-1	1	1	0/0	0	4.0	8	8	8	2	5	0	0	4	20	.400	0	0	0	0	0	0
20 HIRAI Eiichi.....	22.50	0-0	2	0	0/0	0	2.0	7	5	5	1	6	0	0	1	15	.467	2	0	0	0	0	0
Totals.....	6.48	2-1	3	3	0/0	0	25.0	25	18	18	8	42	2	0	6	103	.243	4	1	0	0	0	0
Opponents.....	9.12	1-2	3	3	0/0	0	24.2	34	26	25	14	11	5	2	4	102	.333	2	5	0	1	4	4

(All games Sorted by Fielding pct)

Player	C	PO	A	E	FLD%	DPS	SBA	CSB	SBA%	PB	CI
23 SAEKI Ryo.....	30	30	0	0	1.000	0	0	0	---	0	0
8 SASAKI Tsutomu...	16	16	0	0	1.000	0	0	0	---	0	0
24 SUZUKI Kenji.....	11	11	0	0	1.000	1	0	0	---	0	0
4 KUME Ken.....	8	1	7	0	1.000	0	0	0	---	0	0
1 CHONO Hisayoshi..	5	5	0	0	1.000	0	0	0	---	0	0
9 YOKOYAMA Kenichi..	5	2	3	0	1.000	0	0	0	---	0	0
3 KOTEGAWA Yoshinob	4	3	1	0	1.000	1	0	0	---	0	0
28 KIYOTA Ikuhiro...	2	2	0	0	1.000	0	0	0	---	0	0
27 YAMAOKA Go.....	2	2	0	0	1.000	0	0	0	---	0	0
5 SAWAMURA Komei...	1	1	0	0	1.000	0	0	0	---	0	0
21 HIGA Motoki.....	1	0	1	0	1.000	0	0	0	---	0	0
7 MIYAZAWA Kentaro..	6	0	5	1	.833	0	0	0	---	0	0
6 MORI Shiro.....	4	2	1	1	.750	0	0	0	---	0	0
16 OKAMOTO Yosuke...	0	0	0	0	.000	0	0	0	---	0	0
18 OTANI Tomohisa...	0	0	0	0	.000	0	0	0	---	0	0
17 MASUI Hirotooshi..	0	0	0	0	.000	0	0	0	---	0	0
19 KAMEGAWA Hiroyuki	0	0	0	0	.000	0	0	0	---	0	0
20 HIRAI Eiichi.....	0	0	0	0	.000	0	0	0	---	0	0
13 TANAKA Atsui.....	0	0	0	0	.000	0	0	0	---	0	0
11 YAMANAKA Hirofumi	0	0	0	0	.000	0	0	0	---	0	0
29 ARANAMI Shoh.....	0	0	0	0	.000	0	0	0	---	0	0
15 ANAN Toru.....	0	0	0	0	.000	0	0	0	---	0	0
10 IKEBE Keiji.....	0	0	0	0	.000	0	0	0	---	0	0
Totals.....	95	75	18	2	.979	1	0	0	---	0	0
Opponents.....	118	74	39	5	.958	3	3	1	.750	0	0

Hitting minimums - 1 Games 1.8 AB/Game 2.7 TPA/Game  
Pitching minimums - 1 Games 1 IP 2.5 IP/Game



czech republic  
spain • sweden  
croatia • germany  
netherlands • italy

# Teams' stats



## Mexico

## MEX

(All games Sorted by Batting avg)

Record: 3-0 Home: 0-0 Away: 1-0 Neutral: 2-0 WBC\_09: 3-0

Player	AVG	GP-GS	AB	R	H	2B	3B	HR	RBI	TB	SLG%	BB	HBP	SO	GDP	OB%	SF	SH	SB-ATT	PO	A	E	FLD%
29 PRESICHI Cristian	.667	2-2	6	2	4	0	0	1	3	7	1.167	3	0	0	1	.778	0	0	1-1	3	0	0	1.000
88 QUINTERO Edgar...	.500	3-3	14	6	7	2	0	2	5	15	1.071	0	0	2	0	.500	0	0	0-0	0	0	0	.000
32 COTA C. Jesus E...	.500	3-3	12	5	6	1	0	4	6	19	1.583	0	0	1	0	.500	0	0	0-0	5	0	0	1.000
2 CONTRERAS Sergio.	.364	3-3	11	2	4	1	0	1	3	8	.727	0	0	2	0	.364	0	0	0-0	16	2	0	1.000
13 ROBLES Oscar M...	.333	3-3	12	2	4	0	0	0	1	4	.333	1	0	1	0	.385	0	0	0-0	5	4	0	1.000
5 VALENCIA Carlos...	.273	3-2	11	2	3	0	0	1	5	6	.545	0	0	1	0	.273	0	0	0-0	1	3	1	.800
14 ARREDONDO Eduardo	.222	3-2	9	1	2	1	0	0	0	3	.333	0	0	2	0	.222	0	0	0-0	3	0	0	1.000
55 SOTO Saul.....	.111	2-2	9	2	1	0	0	0	0	1	.111	1	0	4	0	.200	0	0	0-0	18	1	0	1.000
-----																							
27 VALENZUELA Mario.	.500	3-1	4	1	2	0	0	0	1	2	.500	3	0	1	0	.714	0	0	0-0	2	1	0	1.000
7 TERRAZAS Ivan....	.429	3-1	7	2	3	1	0	1	3	7	1.000	1	0	0	1	.500	0	0	0-0	0	0	0	.000
33 MARTINEZ Abel....	.250	3-2	8	1	2	1	0	0	0	3	.375	0	0	0	0	.250	0	0	0-0	5	4	1	.900
28 MUNOZ Noe.....	.200	2-1	5	0	1	0	0	0	0	1	.200	0	0	0	0	.200	0	0	0-0	19	2	0	1.000
8 MOREJON Oswaldo..	.125	2-2	8	1	1	0	0	0	0	1	.125	0	0	1	0	.125	0	0	0-0	4	2	1	.857
17 QUINTANILLA Juan.	.000	1-0	0	0	0	0	0	0	0	0	.000	0	0	0	0	.000	0	0	0-0	0	0	0	.000
6 RIVERA Oscar.....	.000	1-1	0	0	0	0	0	0	0	0	.000	0	0	0	0	.000	0	0	0-0	0	0	0	.000
36 GUERRERO Alan....	.000	2-0	0	0	0	0	0	0	0	0	.000	0	0	0	0	.000	0	0	0-0	0	0	0	.000
23 ACOSTA Jaciel....	.000	1-0	0	0	0	0	0	0	0	0	.000	0	0	0	0	.000	0	0	0-0	0	0	0	.000
92 CORDOBA Francisco	.000	1-1	0	0	0	0	0	0	0	0	.000	0	0	0	0	.000	0	0	0-0	0	3	0	1.000
10 NAVARRO Hector...	.000	2-0	0	0	0	0	0	0	0	0	.000	0	0	0	0	.000	0	0	0-0	0	0	0	.000
37 LOPEZ Arturo....	.000	2-0	0	0	0	0	0	0	0	0	.000	0	0	0	0	.000	0	0	0-0	0	0	0	.000
62 CASTELLANOS Hugo.	.000	2-0	0	0	0	0	0	0	0	0	.000	0	0	0	0	.000	0	0	0-0	0	0	0	.000
-2 DIAZ A. Rafael...	.000	1-1	0	0	0	0	0	0	0	0	.000	0	0	0	0	.000	0	0	0-0	0	1	0	1.000
Totals.....	.345	3-3	116	27	40	7	0	10	27	77	.664	9	0	15	2	.392	0	0	1-1	81	23	3	.972
Opponents.....	.238	3-3	101	9	24	3	0	4	9	39	.386	9	0	33	0	.300	0	2	1-4	78	24	1	.990

LOB - Team (20), Opp (22). DPs turned - Team (0), Opp (2).

(All games Sorted by Earned run avg)

Player	ERA	W-L	APP	GS	CG	SHO/CBO	SV	IP	H	R	ER	BB	SO	2B	3B	HR	AB	B/Avg	WP	HBP	BK	SFA	SHA
-2 DIAZ A. Rafael...	0.00	1-0	1	1	0	0/1	0	6.0	6	0	0	2	4	0	0	0	22	.273	0	0	0	0	1
92 CORDOBA Francisco	0.00	1-0	1	1	0	0/1	0	6.0	3	0	0	2	9	0	0	0	18	.167	0	0	0	0	1
37 LOPEZ Arturo....	0.00	0-0	2	0	0	0/1	0	2.1	0	0	0	0	2	0	0	0	7	.000	0	0	0	0	0
23 ACOSTA Jaciel....	0.00	0-0	1	0	0	0/1	0	2.0	0	0	0	0	5	0	0	0	6	.000	0	0	0	0	0
10 NAVARRO Hector...	0.00	0-0	2	0	0	0/1	1	2.0	2	0	0	1	2	0	0	0	9	.222	0	0	0	0	0
62 CASTELLANOS Hugo.	0.00	0-0	2	0	0	0/1	0	1.0	3	0	0	0	2	0	0	0	6	.500	0	0	0	0	0
6 RIVERA Oscar.....	3.60	0-0	1	1	0	0/0	0	5.0	4	2	2	1	6	1	0	2	19	.211	0	0	0	0	0
36 GUERRERO Alan....	9.00	1-0	2	0	0	0/1	0	2.0	2	2	2	2	2	0	0	1	8	.250	0	0	0	0	0
17 QUINTANILLA Juan.	67.50	0-0	1	0	0	0/0	0	0.2	4	5	5	1	1	2	0	1	6	.667	0	0	0	0	0
Totals.....	3.00	3-0	3	3	0	2/2	1	27.0	24	9	9	9	33	3	0	4	101	.238	0	0	0	0	2
Opponents.....	9.35	0-3	3	3	0	0/0	0	26.0	40	27	27	9	15	7	0	10	116	.345	3	0	0	0	0

Pickoffs - Team (1), CORDOBA 1. SBA/ATT - CORDOBA (1-3), MUNOZ (1-2), SOTO (0-1), DIAZ A (0-1).

(All games Sorted by Fielding pct)

Player	C	PO	A	E	FLD%	Dps	SBA	CSB	SBA%	PB	CI
28 MUNOZ Noe.....	21	19	2	0	1.000	0	1	1	.500	0	0
55 SOTO Saul.....	19	18	1	0	1.000	0	0	1	.000	0	0
2 CONTRERAS Sergio.	18	16	2	0	1.000	0	0	0	---	0	0
13 ROBLES Oscar M...	9	5	4	0	1.000	0	0	0	---	0	0
32 COTA C. Jesus E...	5	5	0	0	1.000	0	0	0	---	0	0
14 ARREDONDO Eduardo	3	3	0	0	1.000	0	0	0	---	0	0
29 PRESICHI Cristian	3	3	0	0	1.000	0	0	0	---	0	0
27 VALENZUELA Mario.	3	2	1	0	1.000	0	0	0	---	0	0
92 CORDOBA Francisco	3	0	3	0	1.000	0	1	2	.333	0	0
-2 DIAZ A. Rafael...	1	0	1	0	1.000	0	0	1	.000	0	0
33 MARTINEZ Abel....	10	5	4	1	.900	0	0	0	---	0	0
8 MOREJON Oswaldo..	7	4	2	1	.857	0	0	0	---	0	0
-----											
5 VALENCIA Carlos...	5	1	3	1	.800	0	0	0	---	0	0
17 QUINTANILLA Juan.	0	0	0	0	.000	0	0	0	---	0	0
36 GUERRERO Alan....	0	0	0	0	.000	0	0	0	---	0	0
23 ACOSTA Jaciel....	0	0	0	0	.000	0	0	0	---	0	0
7 TERRAZAS Ivan....	0	0	0	0	.000	0	0	0	---	0	0
10 NAVARRO Hector...	0	0	0	0	.000	0	0	0	---	0	0
37 LOPEZ Arturo....	0	0	0	0	.000	0	0	0	---	0	0
6 RIVERA Oscar.....	0	0	0	0	.000	0	0	0	---	0	0
62 CASTELLANOS Hugo.	0	0	0	0	.000	0	0	0	---	0	0
88 QUINTERO Edgar...	0	0	0	0	.000	0	0	0	---	0	0
Totals.....	107	81	23	3	.972	0	1	3	.250	0	0
Opponents.....	103	78	24	1	.990	2	1	0	1.000	0	0

Hitting minimums - 1 Games 1.8 AB/Game 2.7 TPA/Game  
Pitching minimums - 1 Games 1 IP 2.5 IP/Game



## Teams' stats

### Netherlands Antilles

AHO

(All games Sorted by Batting avg)

Record: 2-1 Home: 0-0 Away: 0-0 Neutral: 2-1 WBC\_09: 2-1

Player	AVG	GP-GS	AB	R	H	2B	3B	HR	RBI	TB	SLG%	BB	HBP	SO	GDP	OB%	SF	SH	SB-ATT	PO	A	E	FLD%
4 ALVAREZ Luisgardo	.375	2-2	8	2	3	1	0	0	2	4	.500	2	0	1	0	.500	0	0	1-1	3	0	0	1.000
37 JANSEN Ardley...	.333	3-3	12	3	4	0	0	2	6	10	.833	1	0	3	0	.385	0	0	1-1	4	0	0	1.000
21 JOSEPHA Jair....	.333	3-3	12	1	4	0	0	1	4	7	.583	0	0	3	1	.333	0	0	0-0	3	0	0	1.000
7 LOUISA Lorvin....	.200	3-3	10	1	2	1	0	0	0	3	.300	1	0	4	0	.273	0	0	0-0	0	0	0	.000
5 VAN GURP Raywendl	.182	3-3	11	4	2	0	0	0	2	2	.182	2	0	2	0	.308	0	0	0-0	7	10	1	.944
30 SNIJDERS Ulrich..	.100	3-3	10	2	1	0	0	0	0	1	.100	2	0	2	0	.250	0	0	1-1	19	4	0	1.000
-----																							
33 SIMMONS Andley...	.429	3-1	7	2	3	1	0	0	1	4	.571	0	0	2	0	.429	0	1	0-0	12	2	0	1.000
3 JOUBERT Dijonny..	.333	3-1	6	2	2	0	0	0	1	2	.333	1	0	1	0	.429	0	0	0-0	2	2	0	1.000
8 MARTINA Quincy...	.333	3-0	3	1	1	1	0	0	0	2	.667	0	0	0	0	.333	0	0	0-0	0	0	0	.000
6 ILARIO Ryan.....	.250	2-2	4	1	1	0	0	0	0	1	.250	1	0	1	0	.400	0	0	0-0	2	2	2	.667
22 ISABELLA Raydell.	.000	3-2	6	0	0	0	0	0	0	0	.000	0	0	1	0	.000	0	1	0-0	6	7	1	.929
24 KIRINDONGO Randol	.000	2-1	3	0	0	0	0	0	0	0	.000	0	0	0	1	.000	0	0	0-0	0	0	0	.000
13 JOZEFA Rafael....	.000	2-2	3	0	0	0	0	0	0	0	.000	0	1	2	0	.250	0	0	0-0	12	0	2	.857
9 WIJMAN Myron.....	.000	1-1	2	0	0	0	0	0	0	0	.000	0	0	1	0	.000	0	0	0-0	3	2	0	1.000
25 TRINIDAD Mirieldo	.000	1-0	1	0	0	0	0	0	0	0	.000	0	0	1	0	.000	0	0	0-0	0	0	0	.000
16 OBISPO Ludwin....	.000	1-0	0	0	0	0	0	0	0	0	.000	0	0	0	0	.000	0	0	0-0	0	1	0	1.000
14 GREGORIUS Johanne	.000	1-0	0	0	0	0	0	0	0	0	.000	0	0	0	0	.000	0	0	0-0	0	0	0	.000
18 CLEMENCIA Orsendo	.000	2-0	0	0	0	0	0	0	0	0	.000	0	0	0	0	.000	0	0	0-0	1	2	0	1.000
17 MARTIS Raymond...	.000	1-1	0	0	0	0	0	0	0	0	.000	0	0	0	0	.000	0	0	0-0	0	1	0	1.000
10 MUJICA Mario.....	.000	1-0	0	0	0	0	0	0	0	0	.000	0	0	0	0	.000	0	0	0-0	0	1	0	1.000
12 SERVANIA Carrol..	.000	1-0	0	0	0	0	0	0	0	0	.000	0	0	0	0	.000	0	0	0-0	0	0	0	.000
31 PANTOFLET Simon..	.000	1-1	0	0	0	0	0	0	0	0	.000	0	0	0	0	.000	0	0	0-0	0	3	0	1.000
45 GREGORIUS Johanne	.000	1-1	0	0	0	0	0	0	0	0	.000	0	0	0	0	.000	0	0	0-0	1	4	0	1.000
Totals.....	.235	3-3	98	19	23	4	0	3	16	36	.367	10	1	24	2	.312	0	2	3-3	75	41	6	.951
Opponents.....	.324	3-3	105	28	34	4	1	4	26	52	.495	20	6	17	4	.455	1	2	6-7	75	37	9	.926

LOB - Team (17), Opp (31). DPs turned - Team (5), Opp (3). IBB - Team (1), JANSEN 1, Opp (1).

(All games Sorted by Earned run avg)

Player	ERA	W-L	APP	GS	CG	SHO/CBO	SV	IP	H	R	ER	BB	SO	2B	3B	HR	AB	B/Avg	WP	HBP	BK	SFA	SHA
12 SERVANIA Carrol..	0.00	0-0	1	0	0	0/0	0	0.2	1	0	0	1	0	0	1	0	2	.500	0	0	0	0	0
31 PANTOFLET Simon..	3.00	1-0	1	1	0	0/0	0	6.0	5	2	2	6	3	0	0	0	22	.227	1	0	0	0	0
45 GREGORIUS Johanne	4.05	1-0	1	1	0	0/0	0	6.2	9	4	3	4	4	2	0	0	27	.333	3	3	0	0	2
18 CLEMENCIA Orsendo	6.23	0-0	2	0	0	0/0	1	4.1	6	4	3	2	5	0	0	0	21	.286	0	1	0	0	0
16 OBISPO Ludwin....	9.00	0-0	1	0	0	0/0	0	1.0	1	1	1	0	0	0	0	1	3	.333	0	0	0	0	0
17 MARTIS Raymond...	10.12	0-1	1	1	0	0/0	0	5.1	6	7	6	3	5	2	0	2	22	.273	2	1	0	0	0
10 MUJICA Mario.....	72.00	0-0	1	0	0	0/0	0	1.0	6	8	3	0	0	0	0	1	8	.750	0	0	0	1	0
14 GREGORIUS Johanne	99.00	0-0	1	0	0	0/0	0	0.0	0	2	2	1	0	0	0	0	0	.000	0	1	0	0	0
Totals.....	9.00	2-1	3	3	0	0/0	1	25.0	34	28	25	20	17	4	1	4	105	.324	6	6	0	1	2
Opponents.....	3.60	1-2	3	3	0	1/1	0	25.0	23	19	10	10	24	4	0	3	98	.235	2	1	0	0	2

PB - Team (0), Opp (1). Pickoffs - Team (1), SNIJDERS 1. SBA/ATT - SNIJDERS (6-7), GREGORIUS Jr (3-4), MARTIS (2-2), CLEMENCIA (1-1).

(All games Sorted by Fielding pct)

Player	C	PO	A	E	FLD%	Dps	SBA	CSB	SBA%	PB	CI
30 SNIJDERS Ulrich..	23	19	4	0	1.000	2	6	1	.857	0	0
33 SIMMONS Andley...	14	12	2	0	1.000	2	0	0	---	0	0
9 WIJMAN Myron.....	5	3	2	0	1.000	0	0	0	---	0	0
45 GREGORIUS Johanne	5	1	4	0	1.000	0	3	1	.750	0	0
3 JOUBERT Dijonny..	4	2	2	0	1.000	0	0	0	---	0	0
37 JANSEN Ardley....	4	4	0	0	1.000	0	0	0	---	0	0
21 JOSEPHA Jair....	3	3	0	0	1.000	0	0	0	---	0	0
4 ALVAREZ Luisgardo	3	3	0	0	1.000	0	0	0	---	0	0
18 CLEMENCIA Orsendo	3	1	2	0	1.000	0	1	0	1.000	0	0
31 PANTOFLET Simon..	3	0	3	0	1.000	1	0	0	---	0	0
10 MUJICA Mario.....	1	0	1	0	1.000	0	0	0	---	0	0
17 MARTIS Raymond...	1	0	1	0	1.000	0	2	0	1.000	0	0
16 OBISPO Ludwin....	1	0	1	0	1.000	1	0	0	---	0	0
5 VAN GURP Raywendl	18	7	10	1	.944	2	0	0	---	0	0
22 ISABELLA Raydell.	14	6	7	1	.929	3	0	0	---	0	0
13 JOZEFA Rafael....	14	12	0	2	.857	2	0	0	---	0	0
6 ILARIO Ryan.....	6	2	2	2	.667	0	0	0	---	0	0
24 KIRINDONGO Randol	0	0	0	0	.000	0	0	0	---	0	0
7 LOUISA Lorvin....	0	0	0	0	.000	0	0	0	---	0	0
25 TRINIDAD Mirieldo	0	0	0	0	.000	0	0	0	---	0	0
14 GREGORIUS Johanne	0	0	0	0	.000	0	0	0	---	0	0
8 MARTINA Quincy...	0	0	0	0	.000	0	0	0	---	0	0
12 SERVANIA Carrol..	0	0	0	0	.000	0	0	0	---	0	0
Totals.....	122	75	41	6	.951	5	6	1	.857	0	0
Opponents.....	121	75	37	9	.926	3	3	0	1.000	1	0

Hitting minimums - 1 Games 1.8 AB/Game 2.7 TPA/Game  
Pitching minimums - 1 Games 1 IP 2.5 IP/Game



## Teams' stats

	<b>Nicaragua</b>	<b>NIC</b>
--	------------------	------------

(All games Sorted by Batting avg)

Record: 3-0 Home: 0-0 Away: 0-0 Neutral: 3-0 WBC\_09: 3-0

Player	AVG	GP-GS	AB	R	H	2B	3B	HR	RBI	TB	SLG%	BB	HBP	SO	GDP	OB%	SF	SH	SB-ATT	PO	A	E	FLD%
28 MORALES Jimmy....	.636	3-3	11	5	7	0	0	5	11	22	2.000	1	1	1	0	.692	0	0	0-0	2	10	0	1.000
15 ESPINOZA Edgard..	.545	3-3	11	6	6	0	1	3	9	17	1.545	2	0	2	0	.615	0	0	0-1	2	10	1	.923
18 GARCIA Estaban...	.455	3-3	11	3	5	0	0	2	2	11	1.000	1	0	1	1	.500	0	0	0-0	0	0	0	.000
99 BARRIOS Mario....	.400	3-3	10	5	4	1	0	0	0	5	.500	4	0	4	0	.571	0	0	0-0	3	11	0	1.000
7 MAYORGA Sandor...	.364	3-3	11	3	4	0	0	2	4	10	.909	0	0	3	0	.333	1	0	0-0	39	2	0	1.000
29 GRANERA Justo....	.273	3-2	11	1	3	0	0	0	0	3	.273	3	0	5	0	.429	0	0	0-1	1	0	0	1.000
19 SOTELO Danilo F..	.182	3-3	11	1	2	0	0	1	1	5	.455	1	0	4	0	.250	0	0	0-0	2	0	0	1.000
9 MATAMOROS A.....	.111	3-3	9	1	1	0	0	0	0	1	.111	0	1	1	0	.200	0	0	0-0	14	1	0	1.000
-----																							
53 FLORES Douglas...	.500	3-2	8	3	4	0	1	0	0	6	.750	0	0	2	0	.500	0	0	0-0	7	1	1	.889
44 FONSECA Juan.....	.000	3-2	5	0	0	0	0	0	0	0	.000	0	0	3	0	.000	0	0	0-0	0	1	0	1.000
5 BLANDON B. Juan A	.000	2-0	1	0	0	0	0	0	0	0	.000	0	0	0	0	.000	0	0	0-0	2	0	0	1.000
13 LEWIS Darrel.....	.000	1-0	1	0	0	0	0	0	0	0	.000	0	0	0	0	.000	0	0	0-0	0	0	0	.000
46 GONZALEZ Oswaldo.	.000	1-0	0	0	0	0	0	0	0	0	.000	0	0	0	0	.000	0	0	0-0	0	0	0	.000
59 CASTELLON J.....	.000	1-1	0	0	0	0	0	0	0	0	.000	0	0	0	0	.000	0	0	0-0	0	0	1	.000
97 REYES Berman.....	.000	2-0	0	0	0	0	0	0	0	0	.000	0	0	0	0	.000	0	0	0-0	0	0	0	.000
42 SANDINO Diego.....	.000	1-1	0	0	0	0	0	0	0	0	.000	0	0	0	0	.000	0	0	0-0	0	1	0	1.000
45 PINEDA Jairo R...	.000	1-0	0	0	0	0	0	0	0	0	.000	0	0	0	0	.000	0	0	0-0	0	1	0	1.000
49 MORALES Jose.....	.000	1-0	0	0	0	0	0	0	0	0	.000	0	0	0	0	.000	0	0	0-0	0	0	0	.000
21 SANCHEZ Armando..	.000	1-1	0	0	0	0	0	0	0	0	.000	0	0	0	0	.000	0	0	0-0	0	1	0	1.000
23 PAVON Julio.....	.000	1-0	0	0	0	0	0	0	0	0	.000	0	0	0	0	.000	0	0	0-0	0	0	0	.000
Totals.....	.360	3-3	100	28	36	1	2	13	27	80	.800	12	2	26	1	.435	1	0	0-2	72	39	3	.974
Opponents.....	.195	3-3	87	5	17	0	1	1	4	22	.253	8	1	16	1	.271	0	0	1-1	69	18	1	.989

LOB - Team (18), Opp (19). DPs turned - Team (1), Opp (3). IBB - Team (1), MORALES JI 1.

(All games Sorted by Earned run avg)

Player	ERA	W-L	APP	GS	CG	SHO/CBO	SV	IP	H	R	ER	BB	SO	2B	3B	HR	AB	B/Avg	WP	HBP	BK	SFA	SHA
42 SANDINO Diego....	0.00	1-0	1	1	0	0/1	0	6.0	2	0	0	0	3	0	0	0	20	.100	0	0	0	0	0
21 SANCHEZ Armando.	0.00	1-0	1	1	0	0/0	0	5.0	1	0	0	4	4	0	0	0	15	.067	0	0	0	0	0
97 REYES Berman....	0.00	0-0	2	0	0	0/1	0	3.0	2	0	0	0	2	0	0	0	11	.182	0	0	0	0	0
49 MORALES Jose.....	0.00	0-0	1	0	0	0/0	0	1.0	2	1	0	1	1	0	0	0	4	.500	0	0	0	0	0
23 PAVON Julio.....	0.00	0-0	1	0	0	0/0	0	1.0	2	0	0	1	1	0	0	0	4	.500	0	0	0	0	0
45 PINEDA Jairo R...	0.00	0-0	1	0	0	0/0	0	1.0	0	0	0	0	1	0	0	0	3	.000	0	0	0	0	0
59 CASTELLON J.....	1.50	1-0	1	1	0	0/0	0	6.0	3	1	1	2	4	0	1	0	22	.136	0	0	0	0	0
46 GONZALEZ Oswaldo.	27.00	0-0	1	0	0	0/0	0	1.0	5	3	3	0	0	0	0	1	8	.625	0	1	0	0	0
Totals.....	1.50	3-0	3	3	0	1/1	0	24.0	17	5	4	8	16	0	1	1	87	.195	0	1	0	0	0
Opponents.....	10.96	0-3	3	3	0	0/0	0	23.0	36	28	28	12	26	1	2	13	100	.360	2	2	0	1	0

PB - Team (1), MATAMOROS 1, Opp (1). SBA/ATT - SANDINO (1-1), MATAMOROS (1-1).

(All games Sorted by Fielding pct)

Player	C	PO	A	E	FLD%	DPs	SBA	CSB	SBA%	PB	CI
7 MAYORGA Sandor...	41	39	2	0	1.000	1	0	0	---	0	0
9 MATAMOROS A.....	15	14	1	0	1.000	0	1	0	1.000	1	0
99 BARRIOS Mario....	14	3	11	0	1.000	1	0	0	---	0	0
28 MORALES Jimmy....	12	2	10	0	1.000	0	0	0	---	0	0
19 SOTELO Danilo F..	2	2	0	0	1.000	0	0	0	---	0	0
5 BLANDON B. Juan A	2	2	0	0	1.000	0	0	0	---	0	0
42 SANDINO Diego....	1	0	1	0	1.000	0	1	0	1.000	0	0
45 PINEDA Jairo R...	1	0	1	0	1.000	0	0	0	---	0	0
44 FONSECA Juan.....	1	0	1	0	1.000	0	0	0	---	0	0
21 SANCHEZ Armando..	1	0	1	0	1.000	0	0	0	---	0	0
29 GRANERA Justo....	1	1	0	0	1.000	0	0	0	---	0	0
15 ESPINOZA Edgard..	13	2	10	1	.923	1	0	0	---	0	0
53 FLORES Douglas...	9	7	1	1	.889	0	0	0	---	0	0
59 CASTELLON J.....	1	0	0	1	.000	0	0	0	---	0	0
49 MORALES Jose.....	0	0	0	0	.000	0	0	0	---	0	0
97 REYES Berman....	0	0	0	0	.000	0	0	0	---	0	0
23 PAVON Julio.....	0	0	0	0	.000	0	0	0	---	0	0
46 GONZALEZ Oswaldo.	0	0	0	0	.000	0	0	0	---	0	0
18 GARCIA Estaban...	0	0	0	0	.000	0	0	0	---	0	0
13 LEWIS Darrel.....	0	0	0	0	.000	0	0	0	---	0	0
Totals.....	114	72	39	3	.974	1	1	0	1.000	1	0
Opponents.....	88	69	18	1	.989	3	0	2	.000	1	0

Hitting minimums - 1 Games 1.8 AB/Game 2.7 TPA/Game  
Pitching minimums - 1 Games 1 IP 2.5 IP/Game



## Teams' stats



### Puerto Rico

PUR

(All games Sorted by Batting avg)

Record: 2-1 Home: 0-1 Away: 2-0 WBC\_09: 2-1

Player	AVG	GP-GS	AB	R	H	2B	3B	HR	RBI	TB	SLG%	BB	HBP	SO	GDP	OB%	SF	SH	SB-ATT	PO	A	E	FLD%
35 ABREU Miguel.....	.545	3-3	11	2	6	2	0	0	0	8	.727	0	0	0	0	.545	0	0	0-0	1	0	1	.500
61 RIVERA Carlos A...	.455	3-3	11	3	5	1	0	1	3	9	.818	0	0	4	0	.417	1	0	0-0	22	1	0	1.000
22 VALENTIN Jose A...	.333	2-2	9	4	3	0	1	0	3	5	.556	1	0	3	0	.400	0	0	0-0	4	4	1	.889
33 CASANOVA Raul....	.200	3-3	10	1	2	1	0	0	3	3	.300	2	0	4	0	.333	0	0	0-0	15	2	0	1.000
32 MATOS Luis D.....	.182	3-3	11	2	2	0	0	0	1	2	.182	1	1	4	0	.308	0	0	0-0	3	0	0	1.000
9 GOTAY Ruben.....	.111	3-3	9	2	1	0	0	1	2	4	.444	2	0	4	0	.273	0	0	0-0	4	7	1	.917
50 NEGRON Miguel A...	.111	3-3	9	1	1	0	0	0	1	1	.111	4	0	0	0	.385	0	0	1-1	7	0	0	1.000
17 SANCHEZ Angel....	.500	2-2	4	2	2	0	1	0	1	4	1.000	2	0	1	0	.667	0	0	0-0	5	7	1	.923
11 FALU Irvin.....	.286	2-2	7	0	2	0	0	0	1	2	.286	1	0	1	0	.375	0	0	2-4	0	5	0	1.000
3 CINTRON Alex.....	.000	2-2	6	0	0	0	0	0	0	0	.000	1	0	0	0	.143	0	0	0-0	2	2	0	1.000
19 MERCADO Orlando...	.000	1-1	2	0	0	0	0	0	0	0	.000	0	0	0	0	.000	0	0	0-0	6	0	0	1.000
77 MORALES Stephen...	.000	1-0	1	0	0	0	0	0	0	0	.000	0	0	0	0	.000	0	0	0-0	0	0	0	.000
62 PADILLA Juan M...	.000	1-0	0	0	0	0	0	0	0	0	.000	0	0	0	0	.000	0	0	0-0	0	0	0	.000
65 NIEVES Efrain J...	.000	1-1	0	0	0	0	0	0	0	0	.000	0	0	0	0	.000	0	0	0-0	0	1	0	1.000
20 RODRIGUEZ RJ.....	.000	1-0	0	0	0	0	0	0	0	0	.000	0	0	0	0	.000	0	0	0-0	0	0	0	.000
46 PIZARRO Melvin...	.000	1-0	0	0	0	0	0	0	0	0	.000	0	0	0	0	.000	0	0	0-0	0	0	0	.000
34 ROMAN Orlando B...	.000	1-0	0	0	0	0	0	0	0	0	.000	0	0	0	0	.000	0	0	0-0	0	0	0	.000
40 SANTIAGO Mario J...	.000	1-1	0	0	0	0	0	0	0	0	.000	0	0	0	0	.000	0	0	0-0	0	1	0	1.000
42 MEJIA Miguel.....	.000	1-0	0	0	0	0	0	0	0	0	.000	0	0	0	0	.000	0	0	0-0	0	0	0	.000
26 FUENTES Nelvin...	.000	1-0	0	0	0	0	0	0	0	0	.000	0	0	0	0	.000	0	0	0-0	0	0	0	.000
51 WODSON Alex.....	.000	1-0	0	0	0	0	0	0	0	0	.000	0	0	0	0	.000	0	0	0-0	0	0	0	.000
40 SANTIAGO Jose R...	.000	1-1	0	0	0	0	0	0	0	0	.000	0	0	0	0	.000	0	0	0-0	0	0	0	.000
39 GARCIA Angel.....	.000	1-0	0	0	0	0	0	0	0	0	.000	0	0	0	0	.000	0	0	0-0	0	1	0	1.000
Totals.....	.267	3-3	90	17	24	4	2	2	15	38	.422	14	1	21	0	.368	1	0	3-5	69	31	4	.962
Opponents.....	.232	3-3	82	13	19	5	0	4	12	36	.439	14	1	18	6	.351	0	1	2-4	69	28	5	.951

LOB - Team (20), Opp (16). DPs turned - Team (6), Opp (3). Picked off - ABREU 1.

(All games Sorted by Earned run avg)

Player	ERA	W-L	APP	GS	CG	SHO/CBO	SV	IP	H	R	ER	BB	SO	2B	3B	HR	AB	B/Avg	WP	HBP	BK	SFA	SHA
65 NIEVES Efrain J...	0.00	1-0	1	1	0	0/1	0	5.1	2	0	0	0	6	1	0	0	17	.118	0	1	0	0	0
34 ROMAN Orlando B...	0.00	0-0	1	0	0	0/0	0	2.2	2	0	0	2	4	0	0	0	10	.200	0	0	0	0	1
62 PADILLA Juan M...	0.00	0-0	1	0	0	0/1	0	1.2	1	0	0	0	0	0	0	0	5	.200	0	0	0	0	0
42 MEJIA Miguel.....	0.00	0-0	1	0	0	0/0	0	1.0	2	0	0	1	0	0	0	0	4	.500	0	0	0	0	0
20 RODRIGUEZ RJ.....	0.00	0-0	1	0	0	0/0	1	1.0	0	0	0	1	1	0	0	0	3	.000	0	0	0	0	0
46 PIZARRO Melvin...	0.00	0-0	1	0	0	0/0	0	0.1	0	0	0	0	0	1	0	0	1	.000	1	0	0	0	0
40 SANTIAGO Mario J...	3.60	1-0	1	1	0	0/0	0	5.0	3	3	2	3	2	2	0	1	17	.176	0	0	0	0	0
26 FUENTES Nelvin...	6.75	0-0	1	0	0	0/0	0	1.1	1	1	1	0	2	0	0	1	5	.200	0	0	0	0	0
39 GARCIA Angel.....	13.50	0-0	1	0	0	0/0	0	1.1	2	2	2	3	1	1	0	0	5	.400	0	0	0	0	0
51 WODSON Alex.....	18.00	0-0	1	0	0	0/0	0	1.0	1	2	2	1	1	0	0	0	4	.250	0	0	0	0	0
40 SANTIAGO Jose R...	19.29	0-1	1	1	0	0/0	0	2.1	5	5	5	3	0	1	0	2	11	.455	0	0	0	0	0
Totals.....	4.70	2-1	3	3	0	1/1	1	23.0	19	13	12	14	18	5	0	4	82	.232	1	1	0	0	1
Opponents.....	4.70	1-2	3	3	1	1/0	0	23.0	24	17	12	14	21	4	2	2	90	.267	2	1	0	1	0

PB - Team (0), Opp (1). Pickoffs - Team (0), Opp (1). SBA/ATT - CASANOVA (1-3), SANTIAGO J (1-1), NIEVES (0-1), ROMAN (1-1), SANTIAGO M (0-1), MERCADO (1-1).

(All games Sorted by Fielding pct)

Player	C	PO	A	E	FLD%	Dps	SBA	CSB	SBA%	PB	CI
61 RIVERA Carlos A...	23	22	1	0	1.000	5	0	0	---	0	0
33 CASANOVA Raul....	17	15	2	0	1.000	1	1	2	.333	0	0
50 NEGRON Miguel A...	7	7	0	0	1.000	0	0	0	---	0	0
19 MERCADO Orlando...	6	6	0	0	1.000	1	1	0	1.000	0	0
11 FALU Irvin.....	5	0	5	0	1.000	3	0	0	---	0	0
3 CINTRON Alex.....	4	2	2	0	1.000	1	0	0	---	0	0
32 MATOS Luis D....	3	3	0	0	1.000	0	0	0	---	0	0
40 SANTIAGO Mario J...	1	0	1	0	1.000	0	0	1	.000	0	0
65 NIEVES Efrain J...	1	0	1	0	1.000	0	0	1	.000	0	0
39 GARCIA Angel.....	1	0	1	0	1.000	0	0	0	---	0	0
17 SANCHEZ Angel....	13	5	7	1	.923	3	0	0	---	0	0
9 GOTAY Ruben.....	12	4	7	1	.917	2	0	0	---	0	0
22 VALENTIN Jose A...	9	4	4	1	.889	0	0	0	---	0	0
35 ABREU Miguel.....	2	1	0	1	.500	0	0	0	---	0	0
51 WODSON Alex.....	0	0	0	0	.000	0	0	0	---	0	0
26 FUENTES Nelvin...	0	0	0	0	.000	0	0	0	---	0	0
34 ROMAN Orlando B...	0	0	0	0	.000	0	1	0	1.000	0	0
40 SANTIAGO Jose R...	0	0	0	0	.000	0	1	0	1.000	0	0
46 PIZARRO Melvin...	0	0	0	0	.000	0	0	0	---	0	0
20 RODRIGUEZ RJ.....	0	0	0	0	.000	0	0	0	---	0	0
42 MEJIA Miguel.....	0	0	0	0	.000	0	0	0	---	0	0
77 MORALES Stephen...	0	0	0	0	.000	0	0	0	---	0	0
62 PADILLA Juan M...	0	0	0	0	.000	0	0	0	---	0	0
Totals.....	104	69	31	4	.962	6	2	2	.500	0	0
Opponents.....	102	69	28	5	.951	3	3	2	.600	1	0

Hitting minimums - 1 Games 1.8 AB/Game 2.7 TPA/Game Pitching minimums - 1 Games 1 IP 2.5 IP/Game





Teams' stats



Republic of South Africa

RSA

(All games Sorted by Batting avg)

Record: 0-3 Home: 0-1 Away: 0-2 WBC\_09: 0-3

Table with columns: Player, AVG, GP-GS, AB, R, H, 2B, 3B, HR, RBI, TB, SLG%, BB, HBP, SO, GDP, OB%, SF, SH, SB-ATT, PO, A, E, FLD%. Lists player statistics for the Republic of South Africa team.

LOB - Team (9), Opp (23). DPs turned - Team (6), Opp (5).

(All games Sorted by Earned run avg)

Table with columns: Player, ERA, W-L, APP, GS, CG, SHO/CBO, SV, IP, H, R, ER, BB, SO, 2B, 3B, HR, AB, B/Avg, WP, HBP, BK, SFA, SHA. Lists pitcher statistics for the Republic of South Africa team.

PB - Team (2), WHITE 2. SBA/ATT - WHITE (0-2), BOTHA (1-1), SMITH (0-1), UNSWORTH (0-1), HENDRICKS (1-1).

All games Sorted by Fielding pct)

Table with columns: Player, C, PO, A, E, FLD%, DPs, SBA, CSB, SBA%, PB, CI. Lists fielding statistics for the Republic of South Africa team.

Hitting minimums - 1 Games 1.8 AB/Game 2.7 TPA/Game
Pitching minimums - 1 Games 1 IP 2.5 IP/Game



czech republic  
spain • sweden  
croatia • germany  
netherlands • italy

# Teams' stats

## South Korea

KOR

(All games Sorted by Batting avg)

Record: 1-2 Home: 0-0 Away: 0-0 Neutral: 1-2 WBC\_09: 1-2

Player	AVG	GP-GS	AB	R	H	2B	3B	HR	RBI	TB	SLG%	BB	HBP	SO	GDP	OB%	SF	SH	SB-ATT	PO	A	E	FLD%
52 CHOI Yong-Kyu....	.400	3-3	10	2	4	1	0	0	1	5	.500	1	1	2	0	.500	0	1	1-2	1	1	3	.400
9 LEE Ho-Sin.....	.364	3-3	11	3	4	1	0	1	1	8	.727	1	0	2	0	.417	0	1	0-0	4	0	0	1.000
1 KANG Myung-Gu....	.250	3-3	12	1	3	1	0	0	0	4	.333	1	0	1	0	.308	0	0	2-2	5	9	0	1.000
31 KO Jong-Wook....	.250	3-3	12	0	3	1	0	0	0	4	.333	1	0	2	0	.308	0	0	1-1	3	1	0	1.000
39 LEE Hee-Keun....	.222	3-3	9	2	2	0	0	0	2	2	.222	3	0	3	0	.417	0	0	1-2	28	0	1	.966
24 YANG Eui-Ji.....	.182	3-3	11	0	2	0	0	0	2	2	.182	2	0	4	0	.308	0	0	0-1	0	0	0	.000
33 JUNG Jin-Ho.....	.143	3-3	7	0	1	0	0	0	0	1	.143	2	0	0	0	.333	0	1	1-2	2	0	0	1.000
6 HUR Kyoung-Min....	.000	3-3	8	2	0	0	0	0	0	0	.000	3	3	2	0	.429	0	0	2-2	7	8	1	.938
-----																							
14 KIM Hun-Gon.....	.333	2-0	3	0	1	0	0	0	1	1	.333	0	0	1	0	.333	0	0	0-0	2	0	0	1.000
54 CHO Young-Hun....	.143	2-1	7	0	1	0	0	0	1	1	.143	0	0	1	0	.143	0	0	0-0	8	0	0	1.000
7 NO Jin-Hyuk.....	.000	2-2	4	0	0	0	0	0	1	0	.000	1	0	2	0	.200	0	1	0-1	16	1	0	1.000
61 KANG Byoung-Wan..	.000	1-0	0	0	0	0	0	0	0	0	.000	0	0	0	0	.000	0	0	0-0	0	0	0	.000
21 NO Sung-Ho.....	.000	1-0	0	0	0	0	0	0	0	0	.000	0	0	0	0	.000	0	0	0-0	0	0	0	.000
11 KIM Hee-Girl....	.000	1-0	0	0	0	0	0	0	0	0	.000	0	0	0	0	.000	0	0	0-0	0	0	0	.000
37 PARK Hyun-June....	.000	1-0	0	0	0	0	0	0	0	0	.000	0	0	0	0	.000	0	0	0-0	0	1	2	.333
18 YOO Won-Sang....	.000	1-1	0	0	0	0	0	0	0	0	.000	0	0	0	0	.000	0	0	0-0	0	2	0	1.000
56 SHIN Bon-ki.....	.000	1-0	0	1	0	0	0	0	0	0	.000	0	0	0	0	.000	0	0	0-0	0	0	0	.000
15 SON Seung-Lak....	.000	1-1	0	0	0	0	0	0	0	0	.000	0	0	0	0	.000	0	0	0-0	1	2	0	1.000
29 YOON Ji-Woong....	.000	2-0	0	0	0	0	0	0	0	0	.000	0	0	0	0	.000	0	0	0-0	0	0	0	.000
16 NOH Kyung-Eun....	.000	1-1	0	0	0	0	0	0	0	0	.000	0	0	0	0	.000	0	0	0-0	1	3	0	1.000
42 NOH Byung-Oh....	.000	1-0	0	0	0	0	0	0	0	0	.000	0	0	0	0	.000	0	0	0-0	0	0	0	.000
Totals.....	.223	3-3	94	11	21	4	0	1	9	28	.298	15	4	20	0	.354	0	4	8-13	78	28	7	.938
Opponents.....	.267	3-3	105	19	28	4	2	3	16	45	.429	9	0	28	2	.325	0	2	1-1	78	37	4	.966

LOB - Team (28), Opp (19). DPs turned - Team (3), Opp (1). IBB - Team (2), LEE HE 2.

(All games Sorted by Earned run avg)

Player	ERA	W-L	APP	GS	CG	SHO/CBO	SV	IP	H	R	ER	BB	SO	2B	3B	HR	AB	B/Avg	WP	HBP	BK	SFA	SHA
15 SON Seung-Lak....	1.12	1-0	1	1	0	0/0	0	8.0	5	1	1	0	5	1	1	1	29	.172	0	0	0	0	0
-----																							
29 YOON Ji-Woong....	0.00	0-0	2	0	0	0/0	0	2.0	1	0	0	2	4	0	0	0	7	.143	0	0	0	0	0
37 PARK Hyun-June..	0.00	0-0	1	0	0	0/0	0	1.2	1	2	0	1	3	1	0	0	6	.167	0	0	0	0	1
61 KANG Byoung-Wan..	0.00	0-0	1	0	0	0/0	0	1.0	1	0	0	1	1	0	0	0	4	.250	0	0	0	0	0
21 NO Sung-Ho.....	0.00	0-0	1	0	0	0/0	0	0.2	1	1	0	1	0	0	0	0	3	.333	1	0	0	0	0
16 NOH Kyung-Eun....	2.70	0-1	1	1	0	0/0	0	6.2	7	4	2	7	2	1	0	0	25	.280	0	0	0	0	1
18 YOO Won-Sang....	7.71	0-1	1	1	0	0/0	0	4.2	7	4	4	0	7	0	0	1	21	.333	0	0	0	0	0
11 KIM Hee-Girl....	18.00	0-0	1	0	0	0/0	0	1.0	2	2	2	1	1	0	0	0	5	.400	0	0	0	0	0
42 NOH Byung-Oh....	99.00	0-0	1	0	0	0/0	0	0.1	3	5	4	1	0	0	0	1	5	.600	1	0	0	0	0
Totals.....	3.12	1-2	3	3	0	0/0	0	26.0	28	19	9	9	28	4	2	3	105	.267	2	0	0	0	2
Opponents.....	2.77	2-1	3	3	0	0/0	1	26.0	21	11	8	15	20	4	0	1	94	.223	3	4	0	0	4

PB - Team (0), Opp (1). SBA/ATT - YOO (1-1), LEE HE (1-1).

(All games Sorted by Fielding pct)

Player	C	PO	A	E	FLD%	Dps	SBA	CSB	SBA%	PB	CI
7 NO Jin-Hyuk.....	17	16	1	0	1.000	2	0	0	---	0	0
1 KANG Myung-Gu....	14	5	9	0	1.000	1	0	0	---	0	0
54 CHO Young-Hun....	8	8	0	0	1.000	1	0	0	---	0	0
31 KO Jong-Wook....	4	3	1	0	1.000	0	0	0	---	0	0
16 NOH Kyung-Eun....	4	1	3	0	1.000	1	0	0	---	0	0
9 LEE Ho-Sin.....	4	4	0	0	1.000	0	0	0	---	0	0
15 SON Seung-Lak....	3	1	2	0	1.000	1	0	0	---	0	0
33 JUNG Jin-Ho.....	2	2	0	0	1.000	0	0	0	---	0	0
14 KIM Hun-Gon.....	2	2	0	0	1.000	0	0	0	---	0	0
18 YOO Won-Sang....	2	0	2	0	1.000	1	1	0	1.000	0	0
39 LEE Hee-Keun....	29	28	0	1	.966	0	1	0	1.000	0	0
6 HUR Kyoung-Min....	16	7	8	1	.938	1	0	0	---	0	0
52 CHOI Yong-Kyu....	5	1	1	3	.400	0	0	0	---	0	0
37 PARK Hyun-June..	3	0	1	2	.333	0	0	0	---	0	0
24 YANG Eui-Ji.....	0	0	0	0	.000	0	0	0	---	0	0
42 NOH Byung-Oh....	0	0	0	0	.000	0	0	0	---	0	0
61 KANG Byoung-Wan..	0	0	0	0	.000	0	0	0	---	0	0
56 SHIN Bon-ki.....	0	0	0	0	.000	0	0	0	---	0	0
21 NO Sung-Ho.....	0	0	0	0	.000	0	0	0	---	0	0
11 KIM Hee-Girl....	0	0	0	0	.000	0	0	0	---	0	0
29 YOON Ji-Woong....	0	0	0	0	.000	0	0	0	---	0	0
Totals.....	113	78	28	7	.938	3	1	0	1.000	0	0
Opponents.....	119	78	37	4	.966	1	8	5	.615	1	0

Hitting minimums - 1 Games 1.8 AB/Game 2.7 TPA/Game  
Pitching minimums - 1 Games 1 IP 2.5 IP/Game



## Teams' stats

	<b>Spain</b>	<b>ESP</b>
---	--------------	------------

(All games Sorted by Batting avg)

Record: 1-2 Home: 1-1 Away: 0-1 WBC\_09: 1-2

Player	AVG	GP-GS	AB	R	H	2B	3B	HR	RBI	TB	SLG%	BB	HBP	SO	GDP	OB%	SF	SH	SB-ATT	PO	A	E	FLD%
11 FIGUEROA Paco....	.455	3-3	11	4	5	0	1	0	0	7	.636	1	1	2	0	.538	0	0	2-2	5	6	1	.917
3 FEBLES Emmanuel..	.444	3-3	9	3	4	0	1	0	2	6	.667	3	0	2	0	.538	1	0	0-1	0	0	0	.000
9 NAVARRO Dewis....	.417	3-3	12	4	5	1	0	1	5	9	.750	1	0	1	0	.462	0	0	1-1	21	2	0	1.000
10 FIGUEROA Daniel..	.417	3-3	12	1	5	1	0	0	4	6	.500	2	0	4	0	.500	0	0	0-0	8	0	0	1.000
12 DOMERO William J.	.286	3-3	7	3	2	0	0	1	2	5	.714	2	0	1	0	.444	0	0	0-0	1	2	2	.600
33 PEREZ Luis J.....	.222	3-3	9	3	2	1	0	1	2	6	.667	2	1	2	0	.417	0	1	0-0	6	1	1	.875
24 MARTINEZ Daniel..	.167	3-3	12	1	2	1	0	0	1	3	.250	1	1	2	0	.286	0	0	0-0	3	0	0	1.000
-----																							
25 RIERA JosÈ Luis..	.500	3-1	6	2	3	0	0	0	0	3	.500	2	0	1	0	.625	0	0	0-0	8	0	0	1.000
30 GALVAN Lesther A.	.250	2-0	4	0	1	0	0	0	2	1	.250	0	1	1	0	.400	0	0	0-0	0	0	0	.000
4 PEREZ NÈstor.....	.143	2-2	7	1	1	0	0	0	1	1	.143	1	0	1	0	.250	0	0	0-0	3	5	0	1.000
22 MONTIEL Richard H	.000	3-2	5	0	0	0	0	0	0	0	.000	0	0	4	0	.000	0	0	0-0	6	0	0	1.000
1 SANCHEZ Daniel E,	.000	2-1	3	0	0	0	0	0	1	0	.000	1	1	2	0	.400	0	0	0-1	7	2	0	1.000
20 BELMONTE Pedro...	.000	1-0	0	0	0	0	0	0	0	0	.000	0	0	0	0	.000	0	0	0-0	0	0	0	.000
57 GUTIERREZ Fernand	.000	1-0	0	0	0	0	0	0	0	0	.000	0	0	0	0	.000	0	0	0-0	0	0	0	.000
23 BALBOA Jorge.....	.000	1-0	0	0	0	0	0	0	0	0	.000	0	0	0	0	.000	0	0	0-0	0	0	0	.000
35 GRANADOS Iv+n....	.000	1-1	0	0	0	0	0	0	0	0	.000	0	0	0	0	.000	0	0	0-0	0	0	0	.000
54 CRUZ JosÈ E.....	.000	1-0	0	0	0	0	0	0	0	0	.000	0	0	0	0	.000	0	0	0-0	0	0	0	.000
45 CRUZ Rhiner A....	.000	1-0	0	0	0	0	0	0	0	0	.000	0	0	0	0	.000	0	0	0-0	0	0	0	.000
16 OLIVERA Manu.....	.000	2-0	0	0	0	0	0	0	0	0	.000	0	0	0	0	.000	0	0	0-0	0	0	0	.000
15 NOGUERA Antonio..	.000	1-1	0	0	0	0	0	0	0	0	.000	0	0	0	0	.000	0	0	0-0	0	0	0	.000
26 GONZALEZ Eric....	.000	1-1	0	0	0	0	0	0	0	0	.000	0	0	0	0	.000	0	0	0-0	0	0	0	.000
27 LEAL Remigio.....	.000	2-0	0	0	0	0	0	0	0	0	.000	0	0	0	0	.000	0	0	0-0	1	2	0	1.000
Totals.....	.309	3-3	97	22	30	4	2	3	20	47	.485	16	5	23	0	.429	1	1	3-5	69	20	4	.957
Opponents.....	.267	3-3	86	10	23	4	0	2	8	33	.384	10	0	22	4	.344	0	0	3-4	71	26	3	.970

LOB - Team (27), Opp (17). DPs turned - Team (5), Opp (1).

(All games Sorted by Earned run avg)

Player	ERA	W-L	APP	GS	CG	SHO/CBO	SV	IP	H	R	ER	BB	SO	2B	3B	HR	AB	B/Avg	WP	HBP	BK	SFA	SHA
26 GONZALEZ Eric....	0.00	1-0	1	1	0	0/1	0	5.0	2	0	0	1	6	0	0	0	16	.125	0	0	0	0	0
27 LEAL Remigio.....	0.00	0-0	2	0	0	0/1	0	4.2	3	1	0	0	4	1	0	0	14	.214	0	0	0	0	0
35 GRANADOS Iv+n....	0.00	0-0	1	1	0	0/0	0	4.2	4	0	0	2	2	1	0	0	16	.250	0	0	0	0	0
45 CRUZ Rhiner A....	0.00	0-0	1	0	0	0/0	0	2.0	1	0	0	1	6	0	0	0	8	.125	1	0	0	0	0
57 GUTIERREZ Fernand	0.00	0-0	1	0	0	0/0	0	1.0	3	0	0	0	1	0	0	0	6	.500	0	0	0	0	0
16 OLIVERA Manu.....	6.75	0-0	2	0	0	0/0	0	1.1	0	1	1	4	0	0	0	0	4	.000	2	0	0	0	0
23 BALBOA Jorge.....	9.00	0-1	1	0	0	0/0	0	1.0	3	1	1	0	1	0	0	1	4	.750	0	0	0	0	0
15 NOGUERA Antonio..	11.57	0-1	1	1	0	0/0	0	2.1	4	4	3	2	2	1	0	1	12	.333	0	0	0	0	0
20 BELMONTE Pedro...	27.00	0-0	1	0	0	0/0	0	1.0	3	3	3	0	0	1	0	0	6	.500	0	0	0	0	0
Totals.....	3.13	1-2	3	3	0	1/1	0	23.0	23	10	8	10	22	4	0	2	86	.267	3	0	0	0	0
Opponents.....	7.99	2-1	3	3	0	0/0	1	23.2	30	22	21	16	23	4	2	3	97	.309	3	5	1	1	1

Pickoffs - Team (1), LEAL 1. SBA/ATT - NAVARRO (3-4), OLIVERA (2-2), LEAL (0-1), CRUZ R. (1-1).

(All games Sorted by Fielding pct)

Player	C	PO	A	E	FLD%	Dps	SBA	CSB	SBA%	PB	CI
9 NAVARRO Dewis....	23	21	2	0	1.000	0	3	1	.750	0	0
1 SANCHEZ Daniel E,	9	7	2	0	1.000	2	0	0	---	0	0
25 RIERA JosÈ Luis..	8	8	0	0	1.000	1	0	0	---	0	0
10 FIGUEROA Daniel..	8	8	0	0	1.000	0	0	0	---	0	0
4 PEREZ NÈstor.....	8	3	5	0	1.000	2	0	0	---	0	0
22 MONTIEL Richard H	6	6	0	0	1.000	4	0	0	---	0	0
27 LEAL Remigio.....	3	1	2	0	1.000	1	0	1	.000	0	0
24 MARTINEZ Daniel..	3	3	0	0	1.000	0	0	0	---	0	0
11 FIGUEROA Paco....	12	5	6	1	.917	3	0	0	---	0	0
33 PEREZ Luis J.....	8	6	1	1	.875	0	0	0	---	0	0
12 DOMERO William J.	5	1	2	2	.600	0	0	0	---	0	0
3 FEBLES Emmanuel..	0	0	0	0	.000	0	0	0	---	0	0
15 NOGUERA Antonio..	0	0	0	0	.000	0	0	0	---	0	0
35 GRANADOS Iv+n....	0	0	0	0	.000	0	0	0	---	0	0
45 CRUZ Rhiner A....	0	0	0	0	.000	0	1	0	1.000	0	0
26 GONZALEZ Eric....	0	0	0	0	.000	0	0	0	---	0	0
54 CRUZ JosÈ E.....	0	0	0	0	.000	0	0	0	---	0	0
16 OLIVERA Manu.....	0	0	0	0	.000	0	2	0	1.000	0	0
20 BELMONTE Pedro...	0	0	0	0	.000	0	0	0	---	0	0
23 BALBOA Jorge.....	0	0	0	0	.000	0	0	0	---	0	0
30 GALVAN Lesther A.	0	0	0	0	.000	0	0	0	---	0	0
57 GUTIERREZ Fernand	0	0	0	0	.000	0	0	0	---	0	0
Totals.....	93	69	20	4	.957	5	3	1	.750	0	0
Opponents.....	100	71	26	3	.970	1	3	2	.600	0	0

Hitting minimums - 1 Games 1.8 AB/Game 2.7 TPA/Game  
Pitching minimums - 1 Games 1 IP 2.5 IP/Game



Teams' stats



Sweden

SWE

(All games Sorted by Batting avg)

Record: 0-3 Home: 0-0 Away: 0-0 Neutral: 0-3 WBC\_09: 0-3

Table with columns: Player, AVG, GP-GS, AB, R, H, 2B, 3B, HR, RBI, TB, SLG%, BB, HBP, SO, GDP, OB%, SF, SH, SB-ATT, PO, A, E, FLD%. Lists player statistics for Sweden.

LOB - Team (17), Opp (21). DPs turned - Team (1), Opp (5). IBB - Team (0), Opp (2). Picked off - ANDERSSON 1.

(All games Sorted by Earned run avg)

Table with columns: Player, ERA, W-L, APP, GS, CG, SHO/CBO, SV, IP, H, R, ER, BB, SO, 2B, 3B, HR, AB, B/Avg, WP, HBP, BK, SFA, SHA. Lists pitcher statistics for Sweden.

PB - Team (2), JOHANNESSENB 2. Pickoffs - Team (0), Opp (1). SBA/ATT - JOHANNESSENB (5-6), KARLSSON (3-4), CLAESSON (2-2).

(All games Sorted by Fielding pct)

Table with columns: Player, C, PO, A, E, FLD%, DPs, SBA, CSB, SBA%, PB, CI. Lists fielder statistics for Sweden.

Hitting minimums - 1 Games 1.8 AB/Game 2.7 TPA/Game Pitching minimums - 1 Games 1 IP 2.5 IP/Game



Teams' stats

United States of America

USA



(All games Sorted by Batting avg)

Record: 2-1 Home: 0-0 Away: 0-0 Neutral: 2-1 WBC\_09: 2-1

Table with columns: Player, AVG, GP-GS, AB, R, H, 2B, 3B, HR, RBI, TB, SLG%, BB, HBP, SO, GDP, OB%, SF, SH, SB-ATT, PO, A, E, FLD%. Lists player statistics for the United States of America.

LOB - Team (22), Opp (16). DPs turned - Team (2), Opp (1). IBB - Team (1), TIFFEE 1.

(All games Sorted by Earned run avg)

Table with columns: Player, ERA, W-L, APP, GS, CG SHO/CBO, SV, IP, H, R, ER, BB, SO, 2B, 3B, HR, AB B/Avg, WP, HBP, BK, SFA, SHA. Lists pitcher statistics for the United States of America.

SBA/ATT - RECKLING (0-1), LINCOLN (0-1).

(All games Sorted by Fielding pct)

Table with columns: Player, C, PO, A, E, FLD%, DPs, SBA, CSB, SBA%, PB, CI. Lists fielder statistics for the United States of America.

Hitting minimums - 1 Games 1.8 AB/Game 2.7 TPA/Game
Pitching minimums - 1 Games 1 IP 2.5 IP/Game



# Teams' stats



## Venezuela

VEN

(All games Sorted by Batting avg)

Record: 3-0 Home: 0-0 Away: 0-0 Neutral: 3-0 WBC\_09: 3-0

Player	AVG	GP-GS	AB	R	H	2B	3B	HR	RBI	TB	SLG%	BB	HBP	SO	GDP	OB%	SF	SH	SB-ATT	PO	A	E	FLD%	
8 VAZQUEZ Williams	.455	3-3	11	6	5	1	0	0	2	6	.545	3	0	2	0	.571	0	0	0-0	3	0	0	1.000	
5 CHAVEZ Dirimo....	.385	3-3	13	5	5	3	0	1	9	11	.846	3	0	2	0	.500	0	0	0-0	5	10	0	1.000	
30 LANDAETA Luis....	.357	3-3	14	3	5	1	0	2	5	12	.857	0	0	0	1	.357	0	0	0-1	0	0	0	.000	
11 ROJO Billy.....	.333	2-2	6	4	2	1	0	0	2	3	.500	3	0	0	0	1	.556	0	0	0-0	6	6	1	.923
9 CONNEL Lino.....	.308	3-3	13	4	4	1	0	0	3	5	.385	1	1	2	0	.400	0	1	0-0	23	1	0	1.000	
10 SIVIRA Jonathan...	.300	3-3	10	3	3	1	0	0	2	4	.400	2	0	2	1	.385	1	0	0-0	5	0	0	1.000	
7 REYES Rene.....	.273	3-3	11	4	3	0	1	1	9	8	.727	3	0	2	0	.429	0	0	0-0	3	1	0	1.000	
20 SANDOVAL Michael.	.200	3-3	10	5	2	0	0	2	3	8	.800	3	1	6	0	.429	0	0	0-0	1	3	1	.800	
-----																								
18 GARCIA Yosnel....	.600	2-2	5	2	3	0	0	0	0	3	.600	2	0	1	1	.714	0	0	0-0	14	2	0	1.000	
4 BRUZUAL Edgar....	.400	2-1	5	3	2	0	0	0	2	2	.400	1	0	0	0	.500	0	0	0-0	4	4	0	1.000	
21 CABRERA Ruben....	.333	2-1	3	3	1	0	0	0	0	1	.333	2	1	0	0	.667	0	0	0-0	7	1	0	1.000	
23 ZARATE Robert....	.000	1-0	0	0	0	0	0	0	0	0	.000	0	0	0	0	.000	0	0	0-0	0	0	0	.000	
32 TORRES Luis.....	.000	1-0	0	0	0	0	0	0	0	0	.000	0	0	0	0	.000	0	0	0-0	0	0	0	.000	
22 LUQUE Roger.....	.000	1-0	0	0	0	0	0	0	0	0	.000	0	0	0	0	.000	0	0	0-0	0	0	0	.000	
16 GUERRA Junior....	.000	1-1	0	0	0	0	0	0	0	0	.000	0	0	0	0	.000	0	0	0-0	0	1	0	1.000	
19 ESCALONA Jose....	.000	1-0	0	0	0	0	0	0	0	0	.000	0	0	0	0	.000	0	0	0-0	0	0	0	.000	
31 SEQUERA Jacobo....	.000	1-1	0	0	0	0	0	0	0	0	.000	0	0	0	0	.000	0	0	0-0	0	0	0	.000	
27 PERDOMO Orlando..	.000	1-1	0	0	0	0	0	0	0	0	.000	0	0	0	0	.000	0	0	0-0	1	2	0	1.000	
Totals.....	.347	3-3	101	42	35	8	1	6	37	63	.624	23	3	17	4	.477	1	1	0-1	72	31	2	.981	
Opponents.....	.253	3-3	91	12	23	7	1	3	12	41	.451	10	3	22	4	.346	0	0	0-1	69	24	4	.959	

LOB - Team (22), Opp (24). DPs turned - Team (4), Opp (4). IBB - Team (0), Opp (1).

(All games Sorted by Earned run avg)

Player	ERA	W-L	APP	GS	CG	SHO/CBO	SV	IP	H	R	ER	BB	SO	2B	3B	HR	AB	E/Avg	WP	HBP	BK	SFA	SHA
19 ESCALONA Jose....	0.00	1-0	1	0	0	0/0	0	5.0	3	2	0	3	3	1	0	0	16	.188	0	0	0	0	0
32 TORRES Luis.....	0.00	0-0	1	0	0	0/0	0	2.1	1	0	0	2	1	0	0	0	7	.143	0	0	0	0	0
23 ZARATE Robert....	0.00	0-0	1	0	0	0/0	1	1.0	0	0	0	0	1	0	0	0	3	.000	0	0	0	0	0
27 PERDOMO Orlando..	1.59	1-0	1	1	0	0/0	0	5.2	6	1	1	2	5	1	0	0	22	.273	0	2	0	0	0
16 GUERRA Junior....	3.60	1-0	1	1	1	0/0	0	5.0	3	2	2	2	7	1	0	0	18	.167	0	0	0	0	0
22 LUQUE Roger.....	4.91	0-0	1	0	0	0/0	0	3.2	3	2	2	0	5	1	1	1	14	.214	0	1	0	0	0
31 SEQUERA Jacobo....	27.00	0-0	1	1	0	0/0	0	1.1	7	5	4	1	0	3	0	2	11	.636	0	0	0	0	0
Totals.....	3.38	3-0	3	3	1	0/0	1	24.0	23	12	9	10	22	7	1	3	91	.253	0	3	0	0	0
Opponents.....	12.52	0-3	3	3	0	0/0	0	23.0	35	42	32	23	17	8	1	6	101	.347	7	3	0	1	1

SBA/ATT - GARCIA (0-1), ESCALONA (0-1).

(All games Sorted by Fielding pct)

Player	C	PO	A	E	FLD%	DPS	SBA	CSB	SBA%	PB	CI
9 CONNEL Lino.....	24	23	1	0	1.000	4	0	0	---	0	0
18 GARCIA Yosnel....	16	14	2	0	1.000	0	0	1	.000	0	0
5 CHAVEZ Dirimo....	15	5	10	0	1.000	2	0	0	---	0	0
21 CABRERA Ruben....	8	7	1	0	1.000	0	0	0	---	0	0
4 BRUZUAL Edgar....	8	4	4	0	1.000	2	0	0	---	0	0
10 SIVIRA Jonathan...	5	5	0	0	1.000	0	0	0	---	0	0
7 REYES Rene.....	4	3	1	0	1.000	0	0	0	---	0	0
8 VAZQUEZ Williams	3	3	0	0	1.000	0	0	0	---	0	0
27 PERDOMO Orlando..	3	1	2	0	1.000	0	0	0	---	0	0
16 GUERRA Junior....	1	0	1	0	1.000	0	0	0	---	0	0
11 ROJO Billy.....	13	6	6	1	.923	2	0	0	---	0	0
20 SANDOVAL Michael.	5	1	3	1	.800	1	0	0	---	0	0
31 SEQUERA Jacobo....	0	0	0	0	.000	0	0	0	---	0	0
19 ESCALONA Jose....	0	0	0	0	.000	0	0	1	.000	0	0
23 ZARATE Robert....	0	0	0	0	.000	0	0	0	---	0	0
32 TORRES Luis.....	0	0	0	0	.000	0	0	0	---	0	0
22 LUQUE Roger.....	0	0	0	0	.000	0	0	0	---	0	0
30 LANDAETA Luis....	0	0	0	0	.000	0	0	0	---	0	0
Totals.....	105	72	31	2	.981	4	0	1	.000	0	0
Opponents.....	97	69	24	4	.959	4	0	1	.000	0	0

Hitting minimums - 1 Games 1.8 AB/Game 2.7 TPA/Game  
Pitching minimums - 1 Games 1 IP 2.5 IP/Game



# Leaders Summary

(All games)

TEAM BATTING	G	Avg	AB	R	H	2B	3B	HR	BB	SO	SB-ATT
Canada.....	3	.424	99	43	42	5	3	7	15	19	2-2
Cuba.....	3	.404	99	25	40	6	0	10	18	11	1-2
Nicaragua.....	3	.360	100	28	36	1	2	13	12	26	0-2
Australia.....	3	.347	121	33	42	11	1	10	12	18	2-2
Venezuela.....	3	.347	101	42	35	8	1	6	23	17	0-1
Mexico.....	3	.345	116	27	40	7	0	10	9	15	1-1
Japan.....	3	.333	102	26	34	5	2	4	14	11	3-4
Spain.....	3	.309	97	22	30	4	2	3	16	23	3-5
Chinese Taipei.....	3	.303	109	15	33	2	0	2	8	20	0-1
United States.....	3	.274	113	26	31	6	3	9	11	19	3-4
Puerto Rico.....	3	.267	90	17	24	4	2	2	14	21	3-5
Germany.....	3	.247	93	16	23	5	0	1	12	22	1-1
Netherlands Antilles	3	.235	98	19	23	4	0	3	10	24	3-3
Great Britain.....	3	.230	100	11	23	5	0	2	10	24	4-4
South Korea.....	3	.223	94	11	21	4	0	1	15	20	8-13
Sweden.....	3	.214	84	10	18	1	1	3	10	15	0-0
Czech Republic.....	3	.159	88	5	14	1	1	2	8	33	1-4
China.....	3	.155	71	3	11	3	0	0	7	33	1-2
Croatia.....	3	.155	84	5	13	1	0	1	8	31	0-0
Rep. South Africa...	3	.149	74	5	11	3	0	0	4	33	2-3
Totals.....	30	.281	1933	389	544	86	18	89	236	435	38-59

HITS
6 tied with 7 hit(s)
RUNS SCORED
SMITH Tim-CAN..... 8
VAZQUEZ Wuilliams-VEN.... 6
QUINTERO Edgar-MEX..... 6
ESPINOZA Edgard-NIC..... 6
LOEWEN Adam-CAN..... 6
RUNS BATTED IN
MORALES Jimmy-NIC..... 11
CHAVEZ Dirimo-VEN..... 9
ESPINOZA Edgard-NIC..... 9
REYES Rene-VEN..... 9
2 tied with 8 RBI(s)
DOUBLES
McGRAW Matthew S.-GBR.... 3
WELCH Stefan-AUS..... 3
CHAVEZ Dirimo-VEN..... 3
KENNELLY Matthew-AUS..... 3
9 tied with 2 double(s)
TRIPLES
TOSONI Rene-CAN..... 2
16 tied with 1 triple(s)
HOME RUNS
MORALES Jimmy-NIC..... 5
COTA C. Jesus E.-MEX..... 4
ESPINOZA Edgard-NIC..... 3
KENNELLY Timothy-AUS..... 3
SMOAK Justin-USA..... 3
TOTAL BASES
MORALES Jimmy-NIC..... 22
COTA C. Jesus E.-MEX..... 19
ESPINOZA Edgard-NIC..... 17
SMOAK Justin-USA..... 16
2 tied with 15 total base(s)
STOLEN BASES
SB-ATT
KANG Myung-Gu-KOR..... 2-2
HUR Kyoung-Min-KOR..... 2-2
FIGUEROA Paco-ESP..... 2-2
FALU Irvin-PUR..... 2-4
30 tied with 1 stolen base(s)
STRIKEOUTS
IP
SO
GONZALEZ P. Miguel-CUB.... 5.2 13
RECKLING Trevor-USA..... 7.0 11
LIN Yu-Ching-TPE..... 6.0 9
CORDOBA Francisco-MEX..... 6.0 9
2 tied with 8 strikeout(s)

TEAM PITCHING	G	ERA	W	L	Sv	IP	H	R	ER	BB	SO
Canada.....	3	0.86	3	0	0	21.0	9	2	2	5	19
Nicaragua.....	3	1.50	3	0	0	24.0	17	5	4	8	16
United States.....	3	2.79	2	1	0	29.0	15	14	9	13	35
Cuba.....	3	2.88	3	0	0	25.0	18	9	8	9	38
Mexico.....	3	3.00	3	0	1	27.0	24	9	9	9	33
South Korea.....	3	3.12	1	2	0	26.0	28	19	9	9	28
Spain.....	3	3.13	1	2	0	23.0	23	10	8	10	22
Venezuela.....	3	3.38	3	0	1	24.0	23	12	9	10	22
Puerto Rico.....	3	4.70	2	1	1	23.0	19	13	12	14	18
Chinese Taipei.....	3	5.54	1	2	0	26.0	28	16	16	7	25
Australia.....	3	6.00	2	1	0	27.0	31	19	18	6	20
Japan.....	3	6.48	2	1	0	25.0	25	18	18	8	42
Germany.....	3	7.04	1	2	0	23.0	26	22	18	12	21
Great Britain.....	3	7.12	1	2	1	24.0	29	20	19	11	20
Czech Republic.....	3	9.00	0	3	0	26.0	46	36	26	15	8
Netherlands Antilles	3	9.00	2	1	1	25.0	34	28	25	20	17
Croatia.....	3	9.89	0	3	0	23.2	35	27	26	17	14
Sweden.....	3	11.05	0	3	0	22.0	33	34	27	16	14
China.....	3	14.68	0	3	0	19.0	36	39	31	18	13
Rep. South Africa...	3	14.81	0	3	0	20.2	45	37	34	19	10
Totals.....	30	6.11	30	30	5	483.1	544	389	328	236	435

TEAM FIELDING	G	PO	A	E	Pct	DP	PB	SBA-ATT
Canada.....	3	63	32	0	1.000	3	0	1-4
Chinese Taipei.....	3	78	25	1	.990	3	0	1-1
Cuba.....	3	75	25	1	.990	0	0	3-4
Croatia.....	3	71	26	1	.990	1	0	4-5
United States.....	3	87	32	2	.983	2	0	0-2
Venezuela.....	3	72	31	2	.981	4	0	0-1
Japan.....	3	75	18	2	.979	1	0	0-0
Nicaragua.....	3	72	39	3	.974	1	1	1-1
Mexico.....	3	81	23	3	.972	0	0	1-4
Australia.....	3	81	34	4	.966	2	0	1-2
Puerto Rico.....	3	69	31	4	.962	6	0	2-4
Germany.....	3	69	24	4	.959	2	0	3-3
Rep. South Africa...	3	62	30	4	.958	6	2	1-3
Spain.....	3	69	20	4	.957	5	0	3-4
Netherlands Antilles	3	75	41	6	.951	5	0	6-7
Great Britain.....	3	72	32	6	.945	6	1	2-4
South Korea.....	3	78	28	7	.938	3	0	1-1
China.....	3	57	20	6	.928	2	0	2-2
Sweden.....	3	66	35	8	.927	1	2	5-6
Czech Republic.....	3	78	30	9	.923	3	0	1-1
Totals.....	30	1450	576	77	.963	56	6	38-59





czech republic  
spain • sweden  
croatia • germany  
netherlands • italy

## Leaders Summary

### INDIVIDUAL BATTING

Min 1.8 AB/Team game	G	Avg	AB	R	H	RBI	2B	3B	HR	BB
SMITH Tim-CAN.....	3	.700	10	8	7	8	1	0	2	1
PRESICHI Cristian-MEX.....	2	.667	6	2	4	3	0	0	1	3
MORALES Jimmy-NIC.....	3	.636	11	5	7	11	0	0	5	1
KENNELLY Matthew-AUS.....	2	.625	8	5	5	4	3	0	1	0
ENRIQUEZ T. Michel-CUB....	3	.600	10	4	6	3	1	0	1	3
SORGI Adam-SWE.....	3	.600	10	1	6	0	0	1	0	1
WILEY Samuel E.-GBR.....	3	.583	12	2	7	3	1	0	1	1
DESPAIGNE R. Alfre-CUB....	3	.583	12	3	7	6	2	0	2	1
SMOAK Justin-USA.....	2	.556	9	5	5	7	2	0	3	2
LOEWEN Adam-CAN.....	3	.556	9	6	5	6	1	1	1	2
ABREU Miguel-PUR.....	3	.545	11	2	6	0	2	0	0	0
ESPINOZA Edgard-NIC.....	3	.545	11	6	6	9	0	1	3	2
QUINTERO Edgar-MEX.....	3	.500	14	6	7	5	2	0	2	0
COTA C. Jesus E.-MEX.....	3	.500	12	5	6	6	1	0	4	0
IKEBE Keiji-JPN.....	3	.500	12	5	6	4	2	0	0	2

### INDIVIDUAL PITCHING

Minimum 1 IP	App	ERA	W-L	Sv	IP	H	R	ER	BB	SO
REDMOND Todd-USA.....	1	0.00	1-0	0	8.0	2	0	0	0	7
VERA P. Norge L.-CUB.....	1	0.00	1-0	0	7.0	3	0	0	1	8
RECKLING Trevor-USA.....	1	0.00	1-0	0	7.0	3	0	0	3	11
KNIGINYZKY Matt-CAN.....	1	0.00	1-0	0	6.0	1	0	0	0	5
DIAZ A. Rafael-MEX.....	1	0.00	1-0	0	6.0	6	0	0	2	4
CORDOBA Francisco-MEX.....	1	0.00	1-0	0	6.0	3	0	0	2	9
SANDINO Diego-NIC.....	1	0.00	1-0	0	6.0	2	0	0	0	3
NIEVES Efrain J.-PUR.....	1	0.00	1-0	0	5.1	2	0	0	0	6
ESCALONA Jose-VEN.....	1	0.00	1-0	0	5.0	3	2	0	3	3
SANCHEZ Armando-NIC.....	1	0.00	1-0	0	5.0	1	0	0	4	4



Czech Republic  
Spain  
Sweden  
Croatia  
Germany  
**Netherlands**  
Italy




# Pool F











## Officials – Oficiales


### Chairman of T.C. – Director de Comisarios Técnicos

 Peter Caliendo (USA)

## Commissioners - Comisarios


 Jan Esselman (NED)	 Giorgio Moretti (ITA)
 Humberto Arrieta (CUB)	 Frantisek Bunta (SVK)
 Paul Bokern (NED)	 Fred van Groningen (NED)
 Andre Schrijber (NED)	 Rinus Paardekooper (NED)












## Umpires - Arbitros

Umpiring Director - Director de Arbitros:  Richard Runchey (USA)

 Jeff Hendrichs (USA)	 Arnold Verbrugge (NED)
 Malcolm Mackay (AUS)	 Olav Steijger (NED)
 E. Hernandez (MEX)	 Henri Van Heijningen (NED)
 Andrew Higgins (CAN)	 Marlo Remilia (NED)
 Juan Rodriguez Diaz (PUR)	 Andrea Giabbani (ITA)
 In-Chul, Choi (KOR)	 Pierfranco Leone (ITA)
 Akira Horii (JPN)	 Marco Screti (ITA)
 Dana Beszcynski (AUT)	 Marco Taurelli (ITA)
 Denis Philander (RSA)	

## Scorekeepers - Anotadores

Scoring Director – Directora de Anotacion:  Anna Maria Paini (ITA)

 Linda Steijger (NED)	 Thommy Brolin (SWE)
 Harry Wedemeijer (NED)	 Brian Moore (USA)
 Dieks Bannink (NED)	 Francis Speters (NED)
 Huub Nelissen (NED)	 Dennis Duin (NED)
 Rienette Van Zettan (NED)	 Fred van der Kade (NED)
 Feiko Drost (NED)	



### Teams - Equipos

Cuba	(CUB)	Puerto Rico	(PUR)
Great Britain	(GBR)	South Korea	(KOR)
Netherlands	(NED)	Spain	(ESP)
Nicaragua	(NIC)	Venezuela	(VEN)

### Second Round

#### Schedule

G	At time	Ballpark	Pool	Home team	Visiting team	Final Score	Inn
31	15:00	Amsterdam	F	<b>Netherlands</b>	South Korea		
33	20:00	Haarlem	F	<b>Cuba</b>	Great Britain	-	
34	20:00	Rotterdam	F	<b>Venezuela</b>	Nicaragua		
35	20:00	Amsterdam	F	<b>Puerto Rico</b>	Spain	-	
<b>Monday 14th September</b>							
39	13:00	Amsterdam	F	<b>South Korea</b>	Great Britain		
40	19:00	Amsterdam	F	<b>Spain</b>	Venezuela	-	
41	19:00	Haarlem	F	<b>Nicaragua</b>	Cuba		
42	19:00	Rotterdam	F	<b>Netherlands</b>	Puerto Rico	-	
<b>Wednesday 16th September</b>							
51	13:00	Rotterdam	F	<b>Puerto Rico</b>	South Korea		
52	19:00	Rotterdam	F	<b>Great Britain</b>	Nicaragua	-	
53	19:00	Haarlem	F	<b>Spain</b>	Netherlands		
54	19:00	Amsterdam	F	<b>Cuba</b>	Venezuela	-	
<b>Thursday 17th September</b>							
55	13:00	Haarlem	F	<b>Puerto Rico</b>	Great Britain		
56	19:00	Haarlem	F	<b>Netherlands</b>	Venezuela	-	
57	19:00	Amsterdam	F	<b>Spain</b>	Cuba		
58	19:00	Rotterdam	F	<b>Nicaragua</b>	South Korea	-	
<b>Friday 18th September</b>							
63	13:00	Amsterdam	F	<b>Spain</b>	Nicaragua		
64	19:00	Amsterdam	F	<b>Cuba</b>	Puerto Rico	-	
65	19:00	Haarlem	F	<b>Venezuela</b>	South Korea		
66	19:00	Rotterdam	F	<b>Great Britain</b>	Netherlands	-	
<b>Saturday 19th September</b>							
71	13:00	Rotterdam	F	<b>Great Britain</b>	Spain		
73	19:00	Rotterdam	F	<b>South Korea</b>	Cuba	-	
74	19:00	Haarlem	F	<b>Venezuela</b>	Puerto Rico		
75	19:00	Amsterdam	F	<b>Nicaragua</b>	Netherlands	-	
<b>Sunday 20th September</b>							
79	13:00	Haarlem	F	<b>Nicaragua</b>	Puerto Rico		
80	13:00	Rotterdam	F	<b>Netherlands</b>	Cuba	-	
81	13:00	Amsterdam	F	<b>Venezuela</b>	Great Britain		
82	19:00	Haarlem	F	<b>South Korea</b>	Spain	-	



### Standing Pool F – Clasificación Pool F

Pos	Team	GP	WO	LO	AVG	GB
1	Australia	0	0	0	<b>0</b>	0
2	Chinese Taipei	0	0	0	<b>0</b>	0
3	Czech Republic	0	0	0	<b>0</b>	0
4	Mexico	0	0	0	<b>0</b>	0
5	Australia	0	0	0	<b>0</b>	0
6	Chinese Taipei	0	0	0	<b>0</b>	0
7	Czech Republic	0	0	0	<b>0</b>	0
8	Mexico	0	0	0	<b>0</b>	0



Czech Republic  
Spain  
Sweden  
Croatia  
Germany  
Netherlands  
**Italy**




## Pool G





## Officials – Oficiales

### Chairman of T.C. – Director de Comisarios Técnicos


 Peter Caliendo (USA)


## Commissioners - Comisarios


 Giuseppe Guilizzoni (ITA)

 Jim Baba (CAN)

 George Santiago (PUR)

 Angelo Fanara (ITA)


 Sergio Leanza (ITA)


 Lorenzo Martini (ITA)


 Maurizio Condipodero (ITA)

 Alberto Fiorini (ITA)

## Umpires - Arbitros


Umpiring Director - Director de Arbitros:  Cesar Valdes (CUB)

 Scott Higgins (USA)


 Alessandro Maestri (ITA)


 Mitchell Ball (CAN)


 Alessandro Cappuccini (ITA)


 Po-sung Huang (TPE)


 Lino Fabrin (ITA)


 Jairo Ramon Mendoza (NIC)


 Sante De Franceschi (ITA)


 Carlos Rey (PUR)

 Fred Groenewegen (NED)


 Omar Lucero Aldaya (CUB)

 Jan Kuipers (NED)

 Jorge Diaz (VEN)


 Winfried Berkvens (NED)


 Roald Migdonio (AHO)


 Henk van de Linde (NED)


 Silvano Filippi (ITA)


## Scorekeepers - Anotadores


Scoring Director – Directora de Anotacion:  Anna Maria Paini (ITA)


 Erika Sojat (ITA)

 Pablo Carpio (ESP)

 Carlos Del Pino (CUB)

 Marco Travagli (ITA)

 Anita Manca (ITA)

 Carlo Loschi (ITA)

 Stefano Pieri (ITA)


 Francesco Cavazzini (ITA)


 Fausto Nardi (ITA)


 Angela Zilli (ITA)


 Stefano Baroni (ITA)


 Fabio Zaccaria (ITA)


 Lucia Pocetti (ITA)


 Renzo Moretti (ITA)


 Mario Corradazzo (ITA)


 Alessandro Meli (ITA)


 Adriano Gasparini (ITA)


 Roberto Breveglieri (ITA)


 Paolo Gasparini (ITA)

 Cinzia Toscano (ITA)

 Giovanni Morri (ITA)

 Antonio Galbulli (ITA)

 Marco Bedetti (ITA)

 Eleonora Tonelli (ITA)





Teams - Equipos

Australia	(AUS)	Japan	(JPN)
Canada	(CAN)	Mexico	(MEX)
Chinese Taipei	(TPE)	Netherlands Antilles	(AHO)
Italy	(ITA)	United States of America	(USA)

Second Round

Schedule

G	At time	Ballpark	P	Home team	Visiting team	Final Score	Inn
32	18:00	Piacenza	G	<b>Australia</b>	<b>Neth. Antilles</b>		
36	20:00	Firenze	G	<b>Italy</b>	<b>Chinese Taipei</b>	-	
37	20:00	Parma	G	<b>Japan</b>	<b>Mexico</b>		
38	20:00	Reggio Emi.	G	<b>United States</b>	<b>Canada</b>	-	
<b>Monday 14th September</b>							
43	20:00	Bologna	G	<b>Mexico</b>	<b>Italy</b>		
44	20:00	Novara	G	<b>Canada</b>	<b>Australia</b>	-	
45	20:00	San Marino	G	<b>Japan</b>	<b>Chinese Taipei</b>		
46	20:00	Verona	G	<b>Net. Antilles</b>	<b>United States</b>	-	
<b>Tuesday 15th September</b>							
47	20:00	Godo	G	<b>Chinese Taipei</b>	<b>Australia</b>		
48	20:00	Macerata	G	<b>United States</b>	<b>Japan</b>	-	
49	20:00	Torino	G	<b>Mexico</b>	<b>Canada</b>		
50	20:00	Vicenza	G	<b>Italy</b>	<b>Neth. Antilles</b>	-	
<b>Thursday 17th September</b>							
59	20:00	Torino	G	<b>Chinese Taipei</b>	<b>United States</b>		
60	20:00	Bologna	G	<b>Canada</b>	<b>Japan</b>	-	
61	20:00	Parma	G	<b>Australia</b>	<b>Italy</b>		
62	20:00	San Marino	G	<b>Mexico</b>	<b>Neth. Antilles</b>	-	
<b>Friday 18th September</b>							
67	20:00	Godo	G	<b>Neth. Antilles</b>	<b>Canada</b>		
68	20:00	Novara	G	<b>Italy</b>	<b>Japan</b>	-	
69	20:00	Piacenza	G	<b>United States</b>	<b>Australia</b>		
70	20:00	Verona	G	<b>Chinese Taipei</b>	<b>Mexico</b>	-	
<b>Saturday 19th September</b>							
72	15:00	Bologna	G	<b>Japan</b>	<b>Australia</b>		
76	20:00	Novara	G	<b>Neth. Antilles</b>	<b>Chinese Taipei</b>	-	
77	20:00	Reggio Emi.	G	<b>Canada</b>	<b>Italy</b>		
78	20:00	Vicenza	G	<b>Mexico</b>	<b>United States</b>	-	
<b>Sunday 20th September</b>							
83	20:00	Macerata	G	<b>Australia</b>	<b>Mexico</b>		
84	20:00	Parma	G	<b>Canada</b>	<b>Chinese Taipei</b>	-	
85	20:00	Verona	G	<b>Japan</b>	<b>Neth. Antilles</b>		
86	20:00	Torino	G	<b>Italy</b>	<b>United States</b>	-	



### Standing Pool G – Clasificación Pool G

Pos	Team	GP	WO	LO	AVG	GB
1	Australia	0	0	0	<b>0</b>	0
2	Chinese Taipei	0	0	0	<b>0</b>	0
3	Czech Republic	0	0	0	<b>0</b>	0
4	Mexico	0	0	0	<b>0</b>	0
5	Australia	0	0	0	<b>0</b>	0
6	Chinese Taipei	0	0	0	<b>0</b>	0
7	Czech Republic	0	0	0	<b>0</b>	0
8	Mexico	0	0	0	<b>0</b>	0



czech republic  
spain • sweden  
croatia • germany  
netherlands • italy

# Technical Appointments - Designaciones

## Sunday 13th September

Field	Time	Home Team	Visitor Team	
<b>Amsterdam</b>		15.00 NETHERLANDS	SOUTH KOREA	
<b>Umpires</b>	Screti M. (ITA)	Horii A. (JPN)	Higgins A. (CAN)	Taurelli M. (ITA)
<b>Scorers</b>	Moore B. (USA)	Speters F. (NED)	Duin D. (NED)	
<b>TC</b>	Bunta F. (SVK)	Paardekooper R. (NED)		

Field	Time	Home Team	Visitor Team	
<b>Haarlem</b>		20.00 CUBA	GREAT BRITAIN	
<b>Umpires</b>	Verbrugge A. (NED)	Choi I. (KOR)	Giabbani A. (ITA)	Steijger O. (NED)
<b>Scorers</b>	Brolin T. (SWE)	v.d. Kade F. (NED)	van Zetten R. (NED)	
<b>TC</b>	Esselman J. (NED)	Schrijber A. (NED)		

Field	Time	Home Team	Visitor Team	
<b>Rotterdam</b>		20.00 VENEZUELA	NICARAGUA	
<b>Umpires</b>	Leone P. (ITA)	Rodriguez J. (PUR)	Van Heijningen H. (NED)	Hernandez E. (MEX)
<b>Scorers</b>	Wedemeijer H. (NED)	Bannink D. (NED)	Drost F. (NED)	
<b>TC</b>	Arrieta H. (CUB)	van Groningen F. (NED)		

Field	Time	Home Team	Visitor Team	
<b>Amsterdam</b>		20.00 PUERTO RICO	SPAIN	
<b>Umpires</b>	Mackay M. (AUS)	Hendrichs J. (USA)	Beszczynski D. (AUT)	Philander D. (RSA)
<b>Scorers</b>	Steijger L. (NED)	Nelissen H. (NED)	Duin D. (NED)	
<b>TC</b>	Moretti G. (ITA)	Bokern P. (NED)		



czech republic  
spain • sweden  
croatia • germany  
netherlands • italy

# Technical Appointments - Designaciones

## Sunday 13th September

<b>Field</b>	<b>Time</b>	<b>Home Team</b>	<b>Visitor Team</b>
<b>Piacenza</b>	18.00	AUSTRALIA	NETH. ANTILLES
<b>Umpires</b>	Diaz J. (VEN)	Filippi S. (ITA)	Groenewegen F. (NED) Fabrin L. (ITA)
<b>Scorers</b>	Travagli M. (ITA)	Loschi C. (ITA)	Manca A. (ITA)
<b>TC</b>	Caliendo P. (USA)	Fiorini A. (ITA)	Martini L. (ITA)
<b>Field</b>	<b>Time</b>	<b>Home Team</b>	<b>Visitor Team</b>
<b>Firenze</b>	20.00	ITALY	CHINESE TAIPEI
<b>Umpires</b>	Ball M. (CAN)	Higgins S. (USA)	Berkvens W. (NED) Van de Linde H. (NED)
<b>Scorers</b>	Carpio P. (ESP)	Nardi F. (ITA)	Ronchi M. (ITA)
<b>TC</b>	Baba J. (CAN)	Santiago G. (PUR)	
<b>Field</b>	<b>Time</b>	<b>Home Team</b>	<b>Visitor Team</b>
<b>Parma</b>	20.00	JAPAN	MEXICO
<b>Umpires</b>	Huang P. (TPE)	Kuipers J. (NED)	Aldaya O. (CUB) De Franceschi S. (ITA)
<b>Scorers</b>	Del Pino C. (CUB)	Cavazzini F. (ITA)	Zilli A. (ITA)
<b>TC</b>	Fanara A. (ITA)	Condipodero M. (ITA)	
<b>Field</b>	<b>Time</b>	<b>Home Team</b>	<b>Visitor Team</b>
<b>Reggio Emilia</b>	20.00	U S A	CANADA
<b>Umpires</b>	Rey C. (PUR)	Mendoza J. (NIC)	Cappuccini A. (ITA) Migdonio R. (AHO)
<b>Scorers</b>	Sojat E. (ITA)	Lucchese G. (ITA)	Pocetti L. (ITA)
<b>TC</b>	Guilizzoni G. (ITA)	Leanza S. (ITA)	