



**Qualifier EUROPEAN
Championship JUNIORS '10**
TRNAVA, SLOVAKIA • 2nd / 7th AUGUST



Final Report



Qualifier EUROPEAN Championship JUNIORS '10

TRNAVA, SLOVAKIA • 2nd / 7th AUGUST




Final Standing

1  LITHUANIA

2  SLOVAKIA

3  POLAND

4  SWEDEN


5  HUNGARY



Individual Awards

Leading Batter	
	AXELSSON Par (SWE)

Pitcher Best ERA	
	SINKUNAS Evaldas (LTU)

Most Valuable Player	
	SINKUNAS Evaldas (LTU)



Qualifier EUROPEAN Championship JUNIORS '10

TRNAVA, SLOVAKIA • 2nd / 7th AUGUST



Officials

Technical Commission

Delegate:

 Jaroslav Mika (CZE)

Commissioner:

 Martin Masopust (SVK)

Umpires

 Jozsef Kiss-Jakab (HUN)

 Arnoldas Ramanauskas (LTU)


 Tony Jones (FIN)

 Marcin Szmid (POL)

 Roman Matulik (SVK)

 Martin Vlcek (CZE)

Scorekeepers

 Pavol Mozola (SVK)

 Jan Soltes (SVK)

 Veronika Soskova (SVK)

Statistics

 Susana Santos (ESP)



Qualifier EUROPEAN Championship JUNIORS '10

TRNAVA, SLOVAKIA • 2nd / 7th AUGUST



Teams

 Hungary

























 Lithuania

 Slovakia

 Poland

 Sweden

Schedule






Game	At time	Ballpark	Pool	Home team	Visiting team	Final Score	Inn.
Monday 2nd August							
1	11:00	Trnava	A	 Sweden	 Poland	2 – 17	5
2	16:00	Trnava	A	 Slovakia	 Hungary	15 – 0	5
Tuesday 3rd August							
3	11:00	Trnava	A	 Hungary	 Sweden	5 – 32	7
4	16:00	Trnava	A	 Lithuania	 Poland	16 – 2	7
Wednesday 4th August							
5	11:00	Trnava	A	 Poland	 Hungary	3 – 13	7
6	16:00	Trnava	A	 Slovakia	 Lithuania	6 – 12	
Thursday 5th August							
7	11:00	Trnava	A	 Lithuania	 Sweden	10 – 7	
8	16:00	Trnava	A	 Poland	 Slovakia	6 – 9	
Friday 6th August							
9	11:00	Trnava	A	 Hungary	 Lithuania	Rained Out	
10	16:00	Trnava	A	 Sweden	 Slovakia	9 – 10	
Saturday 7th August							
11	11:00	Trnava	Fi	 Lithuania	 Slovakia	2 – 10	
12	*	Trnava	Fi	 Slovakia	 Lithuania	11 – 19	



Qualifier EUROPEAN Championship JUNIORS '10

TRNAVA, SLOVAKIA • 2nd / 7th AUGUST



Standing Pool A						
Pos	Team	GP	WO	LO	AVG	GB
1	 Lithuania	3	3	0	1000	0
2	 Slovakia	4	3	1	750	0.5
3	 Poland	4	2	2	500	1.5
4	 Sweden	4	1	3	250	2.5
5	 Hungary	3	0	3	0	3




Qualifier EUROPEAN Championship JUNIORS '10

TRNAVA, SLOVAKIA • 2nd / 7th AUGUST



Roster

	Hungary	HUN
-----------------------------------------------------------------------------------	----------------	------------

##	Name	Pos	B/T	Cl	Date of Birth
--	----	---	---	--	-----
1	GALI Adam	IF	R/R	JR	10/03/1994
2	CSALLO Andras	OF	L/L	JR	21/04/1994
3	LUGOSI Gergely	P	R/R	JR	17/01/1994
6	HOMORODI Adam	C, IF	R/R	JR	01/08/1992
7	PASZTOR Domokos	C, P	R/R	JR	07/03/1992
9	BAJTAI Daniel	OF	R/R	JR	14/07/1994
10	GULYAS Gabor	IF	R/R	JR	13/02/1994
12	MUSTOS Mate	P	R/R	JR	14/07/1993
14	RADVANYI Tamas	IF	L/R	JR	14/04/1992
16	SZABO Tamas	P	L/L	JR	22/07/1993
18	DEAK Tamas	P, IF	R/R	JR	18/07/1993
21	DRAGANITS Peter	P	L/L	JR	09/01/1993
22	TAKACS Laszlo	IF	R/R	JR	08/12/1994
23	NIEDERMAYER Kolos	OF	R/R	JR	23/08/1993
24	SCHRODER Balint	P	R/R	JR	07/04/1993
20	GOTTWALD Ingo	MANAGER	R/R	SR	
8	ZALABAI Zsolt	COACH	R/R	SR	
11	RADACSI Andras	COACH	R/R	SR	
13	VOLGYES Krisztian	COACH	R/R	SR	
17	SIMONYI Denes	COACH	R/R	SR	
19	LUPTAK Peter	COACH	R/R	SR	



Qualifier EUROPEAN Championship JUNIORS '10

TRNAVA, SLOVAKIA • 2nd / 7th AUGUST



Roster

	Lithuania	LTU
-----------------------------------------------------------------------------------	-----------	-----

##	Name	Pos	B/T	Cl	Date of Birth
--	----	---	---	--	-----
15	NEVERAUSKAS Dovydas	P	R/R	JR	14/01/1993
19	BRADAUSKAS Lukas	IF	R/R	JR	25/07/1993
3	MARTUNAS Gytis	C	R/R	JR	01/08/1993
12	KOLDUBA Vydmantas	OF	R/R	JR	10/01/1994
17	KRUKIS Valentinas	OF	R/R	JR	30/10/1992
8	BUKAUSKAS Martynas	OF	R/R	JR	12/05/1993
10	GRINYS Mindaugas	OF	R/R	JR	05/07/1993
13	SEREICIKAS Tomas	P	R/R	JR	26/01/1993
5	BAREIKA Kasparas	P	L/L	JR	11/07/1994
1	VILBIKAS Deividas	IF	R/R	JR	25/01/1992
9	SARAPAS Kiprijonas	C	R/R	JR	12/06/1992
14	AUGUSTINAS Aras	OF	R/R	JR	28/03/1992
6	DANKOVSKIS Arunas	IF	R/R	JR	14/07/1992
2	VILIMAS Robertas	P	L/L	JR	14/07/1995
4	VILIMAS Kestas	C	R/R	JR	14/07/1995
8	RAUPENAS Justinas	P	R/R	JR	05/05/1992
16	SINKUNAS Evaldas	IF	R/R	JR	02/04/1992
00	VIRMIDAS Neverasukas	MANAGER	R/R	SR	
18	KLAUDIJUS Sarapas	COACH	R/R	SR	



Qualifier EUROPEAN Championship JUNIORS '10

TRNAVA, SLOVAKIA • 2nd / 7th AUGUST



Roster

	Poland	POL
-----------------------------------------------------------------------------------	---------------	------------

##	Name	Pos	B/T	Cl	Date of Birth
--	----	---	---	--	-----
5	WOLTAL Rafal	2B	R/R	JR	11/06/1994
7	POPIELARSKI Waldemar	C	R/R	JR	22/04/1993
9	BOROWSKI Marcin	2B	R/R	JR	06/11/1993
10	SZIEJKA Pawel	P	R/L	JR	26/11/1994
12	MARKULAK Maksymilian	3B	R/R	JR	20/05/1994
13	PUKLACKI Jakub	SS	R/R	JR	05/08/1993
14	MATUSZEWSKI Bartosz	P, 2B	R/R	JR	11/12/1993
15	MULARCZYK Przermyśl.	1B	R/R	JR	15/01/1994
16	MORAG Mateusz	SS, P	R/R	JR	03/04/1994
18	PAPROCKI Milosz	2B	R/R	JR	08/11/1994
19	PNIEWSKI Mateusz	P, 3B	R/R	JR	23/07/1993
20	WOJTULSKI Maciej	3B	L/L	JR	28/01/1993
21	PRADELA Lukasz	1B	R/R	JR	07/01/1993
22	SURA Kordian	OF	R/R	JR	26/05/1993
23	BURAK Arkadiusz	1B	R/R	JR	07/04/1993
24	MULARCZYK Adrian	SS, P	R/R	JR	17/05/1994
25	FOJCIK Tomasz	C	R/R	JR	23/06/1993
26	MURA Lukasz	OF	R/R	JR	16/02/1993
27	GRABINSKI Dariusz	CF	R/R	JR	03/12/1992
28	LAPCZYK Karol	P	R/R	JR	04/01/1993
31	FOJOK Krzysztof	MANAGER	R/R	SR	
29	MOTAS Grzegorz	COACH	R/R	SR	
30	GARBACZ Jakub	COACH	R/R	SR	
11	ZURKOWSKI Arkadiusz	COACH	R/R	SR	




Qualifier EUROPEAN Championship JUNIORS '10

TRNAVA, SLOVAKIA • 2nd / 7th AUGUST



Roster

	Slovakia	SVK
-----------------------------------------------------------------------------------	-----------------	------------

##	Name	Pos	B/T	Cl	Date of Birth
--	----	---	---	--	-----
1	TRNIK Tomas	IF	R/R	JR	26/07/1993
3	ROMAN Martin	C, OF	R/R	JR	25/02/1994
3	OKASA Jakub	P, IF	L/R	JR	22/08/1992
4	KAPUSTA Marek	P, IF	R/R	JR	15/04/1994
7	ESMIR Michal	P, IF	R/R	JR	18/07/1992
8	CHUDACIK Ondrej	IF	L/R	JR	23/12/1993
9	KOLLAR Jakub	C, OF	R/R	JR	10/02/1993
11	LECKY Simon	P, OF	R/R	JR	05/09/1992
12	STRAPKO Martin	P, OF	R/R	JR	12/04/1992
13	UHNAVY David	P, IF	R/R	JR	24/06/1994
14	KOPIAR Lukas	OF	R/R	JR	29/10/1992
15	VALKOVIC Michal	C, OF	R/R	JR	21/04/1992
17	TEXTORIS Pavol	P	R/R	JR	20/01/1992
18	NEMETH Peter	OF	R/L	JR	18/07/1992
19	RICHTER Martin	P, OF	R/R	JR	30/01/1992
20	KOVAC Jakub	P, OF	R/R	JR	09/09/1994
21	KAPUSTA Boris	C	R/R	JR	05/01/1992
24	IZOLD Jakub	P	R/L	JR	16/07/1993
29	BOSY Martin	C	R/R	JR	03/05/1992
	JANKOVIC Igor	MANAGER	R/R	SR	
	BERKA Michal	COACH	R/R	SR	
	HASTY Vern	COACH	R/R	SR	
	JANCOVIC Maros	COACH	R/R	SR	



Qualifier EUROPEAN Championship JUNIORS '10

TRNAVA, SLOVAKIA • 2nd / 7th AUGUST



Roster

	Sweden	SWE
-----------------------------------------------------------------------------------	---------------	------------

##	Name	Pos	B/T	Cl	Date of Birth
--	----	---	---	--	-----
3	BLOMKVIST Ricard	P, OF	R/L	JR	13/02/1992
4	WIKSTROM-MATSPERS A	P	R/R	JR	23/05/1993
6	PROOS Johan	P	R/L	JR	20/06/1992
7	WRIGHT John	P	L/L	JR	06/09/1994
8	LUNDSTROM Edvin	P	L/R	JR	11/03/1993
10	GONZALES Alberto	IF	R/R	JR	01/11/1993
13	EARNEST Erik	OF	R/R	JR	09/12/1992
14	BYSTROM Pontus	P	R/R	JR	27/12/1994
16	SIVARD Albin	P	L/L	JR	30/06/1994
18	MARTINSSON Gustav	OF	L/R	FR	12/09/1992
19	OLEFALK Simon	IF	R/R	JR	20/05/1994
20	HOGLUND Johan	P, IF	R/R	JR	26/03/1993
21	JOHNSON Daniel	P, IF	R/R	JR	29/06/1994
22	WESTERHOLM Gustaf	OF	R/R	JR	19/08/1994
24	KLARBERG Johan	OF, C	B/R	JR	01/09/1993
25	NORDSTROM Wilhelm	1B, P	R/R	JR	15/09/1993
26	AXELSSON Par	C, OF	R/R	JR	12/02/1992
27	SCHOON Jonathan	P, IF	L/R	JR	21/03/1993
28	JOHNSSON Alexander	C, P	R/R	JR	23/12/1994
29	SUND Niklas	P, IF, C	R/R	JR	12/04/1993
2	KLARBERG Tony	MANAGER	R/R	SR	
9	RAMSAY Kurt	COACH	R/R	SR	
17	BJORKLUND Michael	COACH	R/R	SR	



Game Summary 1

	Sweden - Poland	
--	------------------------	--

Qualifier European Championship JUNIORS
 POLAND 17 (1-0), SWEDEN 2 (0-1) - Composite Box Score
 Aug 02, 2010 at TRNAVA (Angels Stadium)

POLAND 17 (1-0)

Player	AB	R	H	BI	2B	3B	HR	BB	SB	CS	HP	SH	SF	SO	IBB	KL	GDP	PO	A	E	
PUKLACKI J lf	3	2	0	0	0	0	0	2	1	0	0	0	0	0	0	0	0	0	1	0	
MULARCZYK A ss	3	1	0	0	0	0	0	1	1	0	0	0	0	1	0	0	0	1	2	1	
MULARCZYK P 1b	2	4	2	1	0	0	0	2	1	0	0	0	0	0	0	0	0	2	0	0	
PNIEWSKI M 3b	3	1	2	3	0	1	0	1	0	0	0	0	0	0	0	0	0	0	0	0	
WOLTAR R 3b	0	0	0	0	0	0	0	0	0	0	0	0	0	0	0	0	0	0	0	0	
GRABINSKI D cf	3	2	1	2	0	0	0	1	1	0	0	0	0	1	0	0	0	1	0	0	
FOJCIK T c	1	2	0	0	0	0	0	3	0	0	0	0	0	1	0	0	0	6	0	0	
PAPROCKI M rf	2	2	1	2	0	0	0	2	1	0	0	0	0	0	0	0	0	0	1	0	0
MATUSZEWSKI 2b	4	2	2	5	1	0	1	0	0	0	0	0	0	0	0	0	0	4	2	0	
LAPCZYK K p	3	1	0	1	0	0	0	0	0	0	0	1	0	1	0	1	0	0	0	0	
Totals.....	24	17	8	14	1	1	1	12	5	0	0	1	0	4	0	1	0	15	5	1	

SWEDEN 2 (0-1)

Player	AB	R	H	BI	2B	3B	HR	BB	SB	CS	HP	SH	SF	SO	IBB	KL	GDP	PO	A	E
EARNEST E cf	3	0	1	0	1	0	0	0	0	0	0	0	0	1	0	0	0	1	0	0
SCHOON J ss	3	1	1	0	0	0	0	0	0	0	0	0	0	1	0	0	0	0	1	1
HOGLUND J p/2b	2	0	2	0	1	0	0	0	0	0	0	0	0	0	0	0	0	1	0	1
AXELSSON P c	2	0	0	0	0	0	0	0	0	0	0	0	0	1	0	0	0	8	0	1
NORDSTROM W 1b	2	1	1	0	1	0	0	0	0	0	0	0	0	1	0	1	0	4	0	0
KLARBERG J rf	2	0	1	1	0	0	0	0	0	0	0	0	0	0	0	0	0	0	0	0
JOHNSON D 2b/3b	2	0	1	0	0	0	0	0	0	0	0	0	0	0	0	0	0	0	1	1
WESTERHOLM G lf	2	0	0	0	0	0	0	0	0	0	0	0	0	1	0	0	1	1	3	0
OLEFALK S 3b	0	0	0	0	0	0	0	0	0	0	0	0	0	0	0	0	0	0	1	0
BLOMKVIST R p	1	0	0	0	0	0	0	0	0	0	0	0	0	1	0	0	0	0	0	2
LUNDSTROM E p	1	0	1	0	0	0	0	0	0	0	0	0	0	0	0	0	0	0	0	0
Totals.....	20	2	8	1	3	0	0	0	0	0	0	0	0	6	0	1	1	15	6	6

POLAND	IP	H	R	ER	BB	SO	WP	HB	BK	IBB	SH	SF	CI	2B	3B	HR	AB	BF	FO	GO
LAPCZYK K W,1-0	5.0	8	2	1	0	6	0	0	0	0	0	0	0	3	0	0	20	20	4	2

SWEDEN	IP	H	R	ER	BB	SO	WP	HB	BK	IBB	SH	SF	CI	2B	3B	HR	AB	BF	FO	GO
HOGLUND J L,0-1	1.2	3	9	2	5	2	1	0	0	0	0	0	0	0	0	0	10	15	1	2
BLOMKVIST R	1.2	3	8	5	6	2	0	0	0	0	1	0	0	1	1	1	8	15	3	0
LUNDSTROM E	1.2	2	0	0	1	0	0	0	0	0	0	0	0	0	0	0	6	7	1	1

Umpires - HP: VLCEK M (CZE) 1B: ROMAN M (SVK) 3B: KISS JAKAB J (HUN)
 Start: 11:00 Time: 1:46 Attendance: 73

Weather: Sunny
 Game notes:
 Scorekeepers: MOZOLA P (SVK) SOLTES J (SVK)
 T.C.: MASOPUST M (SVK)
 Grand Slam: MATUSZEWSKI B (POL)
 Game: 01



Game Summary 2



Slovakia - Hungary



Qualifier European Championship JUNIORS
SLOVAKIA 15 (1-0), HUNGARY 0 (0-1) - Composite Box Score
Aug 02, 2010 at TRNAVA (Angels Stadium)

HUNGARY 0 (0-1)

Player	AB	R	H	BI	2B	3B	HR	BB	SB	CS	HP	SH	SF	SO	IBB	KL	GDP	PO	A	E
GULYAS G 3b	3	0	1	0	0	0	0	0	1	0	0	0	0	1	0	1	0	0	0	1
RADVANYI T ss	3	0	0	0	0	0	0	0	2	0	0	0	0	1	0	1	0	1	2	0
PASZTOR D c	0	0	0	0	0	0	0	3	1	0	0	0	0	0	0	0	0	2	0	1
SZABO T 1b	3	0	0	0	0	0	0	0	0	0	0	0	0	1	0	0	0	6	0	0
TAKACS L 2b	1	0	0	0	0	0	0	1	0	0	0	0	0	1	0	0	0	4	3	0
GALI A cf/lf	1	0	0	0	0	0	0	1	0	1	0	0	0	1	0	0	0	1	0	1
BAJTAI D lf	0	0	0	0	0	0	0	0	0	0	0	0	0	0	0	0	0	0	0	0
DEAK T lf/cf	2	0	0	0	0	0	0	0	0	0	0	0	0	2	0	0	0	0	0	2
DRAGANITS P rf	2	0	0	0	0	0	0	0	0	0	0	0	0	1	0	0	0	0	0	1
SCHRODER B p	1	0	0	0	0	0	0	0	0	0	0	0	0	1	0	0	0	0	2	0
LUGOSI G p	0	0	0	0	0	0	0	0	0	0	0	0	0	0	0	0	0	0	0	0
MUSTOS M p	0	0	0	0	0	0	0	1	1	0	0	0	0	0	0	0	0	0	0	0
Totals.....	16	0	1	0	0	0	0	6	5	1	0	0	0	9	0	2	0	14	7	6

SLOVAKIA 15 (1-0)

Player	AB	R	H	BI	2B	3B	HR	BB	SB	CS	HP	SH	SF	SO	IBB	KL	GDP	PO	A	E
CHUDACIK O 2b	3	2	2	0	0	0	0	0	3	0	1	0	0	0	0	0	0	1	1	0
VALKOVIC M c	4	1	1	2	0	1	0	0	0	0	0	0	0	0	0	0	0	10	1	0
ESMIR M ss	4	3	1	1	0	0	0	0	0	0	0	0	0	0	0	0	0	1	1	1
OKASA J p	3	3	2	1	1	0	0	1	2	0	0	0	0	0	0	0	0	0	3	0
IZOLD J 1b	2	3	1	1	0	0	0	2	1	0	0	0	0	0	0	0	0	2	1	1
KOLLAR J cf	3	2	2	4	0	0	1	0	1	0	0	0	0	0	0	0	0	0	0	0
LECKY S rf	3	0	0	0	0	0	0	0	0	0	0	0	0	2	0	0	0	0	1	0
KAPUSTA M 3b	3	1	2	2	0	0	0	0	1	0	0	0	0	0	0	0	0	1	2	0
RICHTER M lf	3	0	0	0	0	0	0	0	0	0	0	0	0	0	0	0	0	0	0	1
KOPIAR L lf	0	0	0	0	0	0	0	0	0	0	0	0	0	0	0	0	0	0	0	0
Totals.....	28	15	11	11	1	1	1	3	8	0	1	0	0	2	0	0	0	15	10	3

HUNGARY	IP	H	R	ER	BB	SO	WP	HB	BK	IBB	SH	SF	CI	2B	3B	HR	AB	BF	FO	GO
SCHRODER B L,0-1	3.0	7	8	7	1	1	0	1	0	0	0	0	0	0	1	1	16	18	3	4
LUGOSI G	0.2	4	5	3	1	1	1	0	0	0	0	0	0	1	0	0	7	8	0	1
MUSTOS M	1.0	0	2	0	1	0	1	0	0	0	0	0	0	0	0	0	5	6	2	1

SLOVAKIA	IP	H	R	ER	BB	SO	WP	HB	BK	IBB	SH	SF	CI	2B	3B	HR	AB	BF	FO	GO
OKASA J W,1-0	5.0	1	0	0	6	9	0	0	0	0	0	0	0	0	0	0	16	22	0	4

Umpires - HP: JONES T (FIN) 1B: SZMID M (POL) 3B: RAMANAUSKAS A (LTU)
Start: 16:00 Time: 2:01 Attendance: 253

Weather: Sunny

Game notes:

Scorekeepers: SOSKOVA V (SVK) MOZOLA P (SVK)

T.C.: MIKA J (CZE)

Game: 02



Qualifier EUROPEAN Championship JUNIORS '10

TRNAVA, SLOVAKIA • 2nd / 7th AUGUST



Game Summary 3

	Hungary - Sweden	
--	-------------------------	--

Qualifier European Championship JUNIORS
 SWEDEN 32 (1-1), HUNGARY 5 (0-2) - Composite Box Score
 Aug 03, 2010 at TRNAVA (Angels Stadium)

SWEDEN 32 (1-1)

Player	AB	R	H	BI	2B	3B	HR	BB	SB	CS	HP	SH	SF	SO	IBB	KL	GDP	PO	A	E
EARNEST E cf	3	1	1	3	0	0	0	1	0	0	1	0	0	1	0	0	0	0	0	0
BLOMKVIST R ph/cf	3	3	3	5	0	1	0	0	0	0	0	0	0	0	0	0	0	0	0	0
SCHOON J ss	4	4	2	2	0	0	0	4	0	0	0	0	0	0	0	0	0	3	1	1
HOGLUND J 2b	7	4	3	1	1	0	0	1	0	0	0	0	0	1	0	1	0	2	3	1
AXELSSON P lf	5	6	3	3	1	1	0	3	0	0	0	0	0	0	0	0	0	0	0	0
NORDSTROM W 1b	6	3	1	2	0	0	0	1	0	0	1	0	0	2	0	1	0	9	0	2
KLARBERG J rf	5	2	3	2	0	0	0	2	0	0	1	0	0	0	0	0	0	0	0	0
SUND N c	6	4	2	3	1	0	0	1	0	0	0	0	0	0	0	0	0	7	1	0
JOHNSON D 3b	2	3	1	3	0	0	0	4	0	0	1	0	0	0	0	0	0	0	2	0
WIKSTROM A p	6	2	2	2	0	0	0	1	0	0	0	0	0	0	0	0	0	0	3	0
Totals.....	47	32	21	26	3	2	0	18	0	0	4	0	0	4	0	2	0	21	10	4

HUNGARY 5 (0-2)

Player	AB	R	H	BI	2B	3B	HR	BB	SB	CS	HP	SH	SF	SO	IBB	KL	GDP	PO	A	E
GULYAS G rf	4	0	0	0	0	0	0	0	0	1	0	0	0	1	0	1	0	1	0	2
MUSTOS M 2b	3	2	2	0	2	0	0	1	0	0	0	0	0	1	0	0	0	2	2	1
RADVANYI T ss	4	1	1	0	0	0	0	0	0	0	0	0	0	0	0	0	0	5	1	0
PASZTOR D 3b	3	2	3	2	0	0	1	1	1	0	0	0	0	0	0	0	0	0	5	1
SZABO T p	1	0	0	0	0	0	0	0	0	0	0	0	0	0	0	0	0	0	0	0
TAKACS L p	0	0	0	0	0	0	0	1	0	0	0	0	0	0	0	0	0	0	2	0
DRAGANITS P p/lb	2	0	0	0	0	0	0	0	0	0	0	0	0	1	0	1	0	1	0	0
DEAK T 1b	2	0	0	0	0	0	0	0	0	0	0	0	0	0	0	0	1	5	1	1
BAJTAI D cf	2	0	0	0	0	0	0	0	0	0	0	0	0	0	0	0	0	0	0	1
HOMORODI A c	2	0	0	0	0	0	0	1	1	0	0	0	0	0	0	0	0	5	1	0
NIEDERMAYER lf	2	0	0	0	0	0	0	0	0	0	0	0	0	2	0	1	0	0	0	0
CSALLO A pr/lf	1	0	0	0	0	0	0	0	0	0	0	0	0	1	0	0	0	0	0	0
LUGOSI G cf/lb	3	0	0	0	0	0	0	0	0	0	0	0	0	1	0	1	0	2	0	0
Totals.....	29	5	6	2	2	0	1	4	2	1	0	0	0	7	0	4	1	21	12	6

SWEDEN	IP	H	R	ER	BB	SO	WP	HB	BK	IBB	SH	SF	CI	2B	3B	HR	AB	BF	FO	GO
WIKSTROM A W,1-0	7.0	6	5	4	4	7	3	0	0	0	0	0	0	2	0	1	29	33	3	9

HUNGARY	IP	H	R	ER	BB	SO	WP	HB	BK	IBB	SH	SF	CI	2B	3B	HR	AB	BF	FO	GO
SZABO T L,0-1	2.0	6	12	12	9	3	2	0	0	0	0	0	0	1	1	0	13	22	1	2
TAKACS L	3.2	4	2	1	4	0	2	1	0	0	0	0	0	1	0	0	17	22	5	6
DRAGANITS P	1.0	4	10	0	3	1	1	2	1	0	0	0	0	0	0	0	8	13	0	2
LUGOSI G	0.1	7	8	0	2	0	0	1	0	0	0	0	0	1	1	0	9	12	0	1

Umpires - HP: RAMANAUSKAS A (LTU) 1B: JONES T (FIN) 3B: SZMID M (POL)
 Start: 11:00 Time: 3:10 Attendance: 115

Weather: Cloudy
 Game notes:
 Scorekeepers: SOLTES J (SVK) MOZOLA P (SVK)
 T.C.: MIKA J (CZE)
 SZABO T faced 2 batters in the 3rd.
 Game: 03



Qualifier EUROPEAN Championship JUNIORS '10

TRNAVA, SLOVAKIA • 2nd / 7th AUGUST



Game Summary 4

	Lithuania - Poland	
--	---------------------------	--

Qualifier European Championship JUNIORS
LITHUANIA 16 (1-0), POLAND 2 (1-1) - Composite Box Score
Aug 03, 2010 at TRNAVA (Angels Stadium)

POLAND 2 (1-1)

Player	AB	R	H	BI	2B	3B	HR	BB	SB	CS	HP	SH	SF	SO	IBB	KL	GDP	PO	A	E
WOLTAL R lf	3	1	0	0	0	0	0	0	1	0	0	0	0	1	0	0	0	0	0	0
WOJTULSKI M lf	1	0	0	0	0	0	0	0	0	0	0	0	0	0	0	0	0	0	0	0
PUKLACKI J ss/cf	3	0	0	0	0	0	0	0	0	1	0	0	0	1	0	0	0	0	0	2
PRADELA L cf	0	0	0	0	0	0	0	1	0	0	0	0	0	0	0	0	0	0	0	0
MULARCZYK P 1b	2	0	0	0	0	0	0	0	0	0	0	0	0	2	0	1	0	3	0	1
BURAK A 1b	1	0	0	0	0	0	0	0	0	0	0	0	0	1	0	1	0	5	0	0
PNIEWSKI M 3b	3	1	0	0	0	0	0	0	0	0	0	0	0	0	0	0	0	2	5	1
MARKULAK M 3b	0	0	0	0	0	0	0	0	0	0	0	0	0	0	0	0	0	0	0	1
MULARCZYK A p/ss	2	0	0	0	0	0	0	1	0	0	0	0	0	2	0	1	0	2	0	1
MATUSZEWSKI 2b	2	0	1	2	1	0	0	0	0	0	0	0	0	0	0	0	0	0	1	0
BOROWSKI M 2b	1	0	0	0	0	0	0	0	0	0	0	0	0	1	0	0	0	0	0	0
FOJCIK T c	1	0	0	0	0	0	0	1	0	0	1	0	0	0	0	0	0	5	2	0
PAPROCKI M rf	2	0	0	0	0	0	0	0	0	0	0	0	0	2	0	0	0	1	1	0
MURA L rf	1	0	0	0	0	0	0	0	0	0	0	0	0	1	0	0	0	0	0	0
GRABINSKI D cf	1	0	0	0	0	0	0	0	0	0	0	0	0	1	0	1	0	0	0	0
SZIEJKA P p	2	0	0	0	0	0	0	0	0	1	0	0	0	0	0	0	0	0	1	1
Totals.....	25	2	1	2	1	0	0	3	1	2	1	0	0	12	0	4	0	18	10	7

LITHUANIA 16 (1-0)

Player	AB	R	H	BI	2B	3B	HR	BB	SB	CS	HP	SH	SF	SO	IBB	KL	GDP	PO	A	E
KOLDUBA V lf	2	2	0	0	0	0	0	1	1	0	1	1	0	0	0	0	0	0	0	0
SINKUNAS E p/3b	5	4	3	2	1	0	1	0	1	0	0	0	0	0	0	0	0	0	0	0
KRUKIS V rf	1	4	0	1	0	0	0	4	0	0	0	0	0	0	0	0	0	1	0	0
NEVERAUSKAS 1b	4	1	3	5	1	0	0	1	1	0	0	0	0	1	0	1	0	5	3	0
DANKOVSKIS A ss	2	3	1	2	0	0	0	1	3	0	0	2	0	1	0	0	0	2	1	4
MARTUNAS G c	4	0	0	1	0	0	0	1	3	1	0	0	0	1	0	0	0	11	2	0
SEREICIKAS T cf	4	0	0	1	0	0	0	1	0	0	0	0	0	1	0	0	0	0	0	0
VILBIKAS D 2b	4	0	1	0	0	0	0	0	0	0	0	0	0	0	0	0	0	0	2	1
RAUPENAS J 3b	3	2	1	0	0	0	0	1	0	0	0	0	0	0	0	0	0	0	0	1
BUKAUSKAS M pr/3b	0	0	0	0	0	0	0	0	0	0	0	0	0	0	0	0	0	0	0	0
BAREIKA K p	0	0	0	0	0	0	0	0	0	0	0	0	0	0	0	0	0	2	2	0
Totals.....	29	16	9	12	2	0	1	10	9	1	1	3	0	4	0	1	0	21	10	6

POLAND	IP	H	R	ER	BB	SO	WP	HB	BK	IBB	SH	SF	CI	2B	3B	HR	AB	BF	FO	GO
MULARCZYK A L,0-1	2.1	6	12	8	6	2	2	1	0	0	1	0	0	1	0	0	14	22	1	3
SZIEJKA P	3.2	3	4	2	4	2	0	0	0	0	2	0	0	1	0	1	15	21	1	6
LITHUANIA	IP	H	R	ER	BB	SO	WP	HB	BK	IBB	SH	SF	CI	2B	3B	HR	AB	BF	FO	GO
SINKUNAS E W,1-0	6.0	1	2	0	2	12	1	1	0	0	0	0	0	1	0	0	23	26	2	3
BAREIKA K	1.0	0	0	0	1	0	0	0	0	0	0	0	0	0	0	0	2	3	0	1

Umpires - HP: ROMAN M (SVK) 1B: KISS JAKAB J (HUN) 3B: VLCEK M (CZE)
Start: 16:00 Time: 2:21 Attendance: 82

Weather: Rainy
Game notes:
Scorekeepers: MOZOLA P (SVK) SOSKOVA V (SVK)
T.C.: MASOPOUST M (SVK)
Game: 04



Game Summary 5

	Poland - Hungary	
--	-------------------------	--

Qualifier European Championship JUNIORS
 POLAND 13 (2-1), HUNGARY 3 (0-3) - Composite Box Score
 Aug 04, 2010 at TRNAVA (Angels Stadium)

HUNGARY 3 (0-3)

Player	AB	R	H	BI	2B	3B	HR	BB	SB	CS	HP	SH	SF	SO	IBB	KL	GDP	PO	A	E
GULYAS G 3b	4	0	0	0	0	0	0	0	1	0	0	0	0	1	0	0	0	0	5	4
RADVANYI T ss	4	1	3	1	0	0	0	0	4	0	0	0	0	0	0	0	0	1	1	2
PASZTOR D p/rf	3	0	0	0	0	0	0	1	0	0	0	0	0	2	0	2	0	0	2	1
SZABO T 1b	4	0	1	0	1	0	0	0	0	0	0	0	0	1	0	0	0	8	0	0
TAKACS L 2b	3	0	1	1	0	0	0	1	1	0	0	0	0	1	0	0	0	0	1	0
HOMORODI A c	4	0	0	0	0	0	0	1	0	0	0	0	0	2	0	1	0	8	0	0
BAJTAI D rf	3	0	0	0	0	0	0	0	0	0	0	0	0	2	0	1	0	0	0	0
MUSTOS M p	0	0	0	0	0	0	0	0	0	0	0	0	0	0	0	0	0	0	0	0
SCHRODER B lf	1	1	1	0	0	0	0	2	2	0	0	0	0	0	0	0	0	0	0	0
DRAGANITS P pr/lf	0	0	0	0	0	0	0	0	1	0	0	0	0	0	0	0	0	0	0	1
LUGOSI G cf	2	1	0	0	0	0	0	1	1	0	0	0	0	0	0	0	0	1	0	0
Totals.....	28	3	6	2	1	0	0	6	10	0	0	0	0	9	0	4	0	18	9	8

POLAND 13 (2-1)

Player	AB	R	H	BI	2B	3B	HR	BB	SB	CS	HP	SH	SF	SO	IBB	KL	GDP	PO	A	E
WOLTAL R 3b	3	1	1	0	0	0	0	0	0	0	0	0	0	1	0	0	0	0	0	0
MARKULAK M 3b	2	1	0	0	0	0	0	0	0	0	0	0	0	0	0	0	0	0	0	0
POPIELARSKI c	3	2	1	0	0	0	0	0	1	0	0	1	0	2	0	0	0	8	0	0
WOJTULSKI M p/rf	1	0	0	1	0	0	0	1	1	0	0	1	0	1	0	0	0	0	0	0
PUKLACKI J rf	1	1	1	2	0	0	0	0	0	0	0	0	0	0	0	0	0	2	0	0
MATUSZEWSKI 2b	3	0	1	1	0	0	0	0	0	0	0	0	0	0	0	0	0	0	4	0
PAPROCKI M 2b	1	0	0	0	0	0	0	0	0	0	0	0	0	0	0	0	0	0	2	0
MULARCZYK P lf	4	2	0	2	0	0	0	0	3	0	0	0	0	0	0	0	0	0	0	0
BOROWSKI M lf	0	0	0	0	0	0	0	0	0	0	0	0	0	0	0	0	0	0	0	0
MORAG M ss	2	2	0	0	0	0	0	2	4	0	0	0	0	1	0	0	0	0	3	0
BURAK A 1b	3	1	0	0	0	0	0	1	0	0	0	0	0	1	0	0	0	11	0	0
GRABINSKI D cf	2	0	2	2	0	0	0	0	1	0	0	0	0	0	0	0	0	0	0	0
MURA L cf	2	0	0	0	0	0	0	0	0	0	0	0	0	1	0	1	0	0	0	0
PRADELA L rf/p	2	3	1	0	0	0	0	2	2	0	0	0	0	0	0	0	0	0	2	0
Totals.....	29	13	7	8	0	0	0	6	12	0	0	2	0	7	0	1	0	21	11	0

HUNGARY	IP	H	R	ER	BB	SO	WP	HB	BK	IBB	SH	SF	CI	2B	3B	HR	AB	BF	FO	GO
PASZTOR D L,0-1	5.0	5	10	6	6	7	2	0	0	0	2	0	0	0	0	0	21	29	2	5
MUSTOS M	1.0	2	3	1	0	0	1	0	0	0	0	0	0	0	0	0	8	8	0	3
POLAND	IP	H	R	ER	BB	SO	WP	HB	BK	IBB	SH	SF	CI	2B	3B	HR	AB	BF	FO	GO
WOJTULSKI M	1.0	2	3	3	4	1	0	0	0	0	0	0	0	0	0	0	5	9	0	2
PRADELA L W,1-0	6.0	4	0	0	2	8	0	0	0	0	0	0	0	1	0	0	23	25	2	9

Umpires - HP: VLCEK M (CZE) 1B: RAMANAUSKAS A (LIT) 3B: MATULIK R (SVK)
 Start: 11:00 Time: 2:36 Attendance: 57

Weather: Sunny and windy

Game notes:

Scorekeepers: MOZOLA P (SVK) SOLTES J (SVK)

T.C.: MASOPUST M (SVK)

WOJTULSKI M faced 2 batters in the 2nd.

PASZTOR D faced 3 batters in the 6th.

MUSTOS M faced 2 batters in the 7th.

Game: 05



Qualifier EUROPEAN Championship JUNIORS '10

TRNAVA, SLOVAKIA • 2nd / 7th AUGUST



Game Summary 6



Slovakia - Lithuania



Qualifier European Championship JUNIORS
LITHUANIA 12 (2-0), SLOVAKIA 6 (1-1-1) - Composite Box Score
Aug 04, 2010 at TRNAVA (Angels Stadium)

LITHUANIA 12 (2-0)

Player	AB	R	H	BI	2B	3B	HR	BB	SB	CS	HP	SH	SF	SO	IBB	KL	GDP	PO	A	E
KOLDUBA V lf	4	3	1	0	0	0	0	2	2	0	0	0	0	0	0	0	0	0	1	0
SINKUNAS E 3b/p	5	3	2	1	1	0	0	0	2	0	1	0	0	1	0	0	0	1	4	0
KRUKIS V rf	4	2	2	4	1	0	0	1	3	0	0	0	1	1	0	0	0	0	0	0
MARTUNAS G c	5	1	1	1	0	0	0	0	0	0	0	0	1	1	0	0	0	10	2	0
DANKOVSKIS A ss	4	2	1	1	0	0	0	1	4	0	0	1	0	0	0	0	0	0	5	0
RAUPENAS J p	2	0	0	0	0	0	0	0	0	0	0	0	0	1	0	0	0	0	0	0
NEVERAUSKAS p	2	0	0	0	0	0	0	1	0	0	0	0	0	0	0	0	0	0	1	1
BUKAUSKAS M 3b	0	0	0	0	0	0	0	0	0	0	0	0	0	0	0	0	0	0	1	1
VILBIKAS D 2b	4	0	2	0	1	0	0	1	1	0	0	0	0	0	0	0	0	1	4	1
SERICIKAS T cf	3	1	1	1	1	0	0	2	0	0	0	0	0	0	0	0	0	1	0	0
BAREIKA K 1b	4	0	0	1	0	0	0	1	0	0	0	0	0	1	0	1	0	14	0	0
Totals.....	37	12	10	9	4	0	0	9	12	0	1	1	2	5	0	1	0	27	18	3

SLOVAKIA 6 (1-1-1)

Player	AB	R	H	BI	2B	3B	HR	BB	SB	CS	HP	SH	SF	SO	IBB	KL	GDP	PO	A	E
CHUDACIK O 2b	5	0	0	0	0	0	0	0	0	0	0	0	0	0	0	0	0	2	2	0
ESMIR M ss	1	1	0	0	0	0	0	1	1	0	0	0	0	0	0	0	0	0	1	0
TRNIK T ss	3	1	0	0	0	0	0	0	0	0	0	0	0	0	0	0	0	0	3	1
KOLLAR J cf	3	1	1	1	0	0	1	2	1	0	0	0	0	1	0	0	0	6	1	1
IZOLD J p/lb	2	2	1	1	0	0	0	3	0	0	0	0	0	0	0	0	0	5	0	0
VALKOVIC M c	5	0	3	0	1	0	0	0	0	0	0	0	0	2	0	1	0	7	0	1
KAPUSTA M 3b/p	4	0	1	1	1	0	0	1	1	0	0	0	0	1	0	0	0	0	3	1
LECKY S rf	1	0	0	0	0	0	0	0	0	0	0	0	0	1	0	0	0	0	0	0
ROMAN M ph/rf	4	1	1	1	0	0	1	0	0	0	0	0	0	3	0	1	0	0	0	0
TEXTORIS P 1b	2	0	0	0	0	0	0	0	0	0	0	0	0	1	0	0	0	7	0	0
KOPIAR L ph	0	0	0	0	0	0	0	1	0	0	0	0	0	0	0	0	0	0	0	0
KOVAC J p/3b	0	0	0	0	0	0	0	1	0	0	0	0	0	0	0	0	0	0	0	0
RICHTER M lf	4	0	1	0	0	0	0	0	1	0	0	0	0	1	0	0	0	0	0	0
Totals.....	34	6	8	4	2	0	2	9	4	0	0	0	0	10	0	2	0	27	10	4

LITHUANIA	IP	H	R	ER	BB	SO	WP	HB	BK	IBB	SH	SF	CI	2B	3B	HR	AB	BF	FO	GO
RAUPENAS J	4.0	5	3	3	2	3	0	0	0	0	0	0	0	0	0	2	17	19	2	7
NEVERAUSKAS W,1-0	4.0	2	1	0	6	5	0	0	0	0	0	0	0	1	0	0	12	18	0	5
SINKUNAS E	1.0	1	2	0	1	2	0	0	1	0	0	0	0	1	0	0	5	6	0	1

SLOVAKIA	IP	H	R	ER	BB	SO	WP	HB	BK	IBB	SH	SF	CI	2B	3B	HR	AB	BF	FO	GO
IZOLD J L,0-1	6.0	8	7	5	5	4	3	0	0	0	0	1	0	2	0	0	27	33	9	4
KOVAC J	2.0	2	4	3	2	0	2	1	0	0	1	0	0	2	0	0	8	12	2	4
KAPUSTA M	1.0	0	1	1	2	1	0	0	0	0	0	1	0	0	0	0	2	5	1	1

Umpires - HP: KISS JAKAB J (HUN) 1B: SZMID M (POL) 3B: JONES T (FIN)
Start: 16:00 Time: 3:05 Attendance: 283

Weather: Sunny

Game notes:

Scorekeepers: SOSKOVA V (SVK) MOZOLA P (SVK)

T.C.: MIKA J (SVK)

Game: 06



Qualifier EUROPEAN Championship JUNIORS '10

TRNAVA, SLOVAKIA • 2nd / 7th AUGUST



Game Summary 7



Lithuania - Sweden



Qualifier European Championship JUNIORS
LITHUANIA 10 (3-0), SWEDEN 7 (1-2) - Composite Box Score
Aug 05, 2010 at TRNAVA (Angels Stadium)

SWEDEN 7 (1-2)

Player	AB	R	H	BI	2B	3B	HR	BB	SB	CS	HP	SH	SF	SO	IBB	KL	GDP	PO	A	E
BLOMKVIST R cf/p	3	1	1	0	0	0	0	2	0	1	0	0	0	1	0	0	0	0	1	0
SCHOON J ss	4	0	2	2	0	0	0	1	0	1	0	0	0	0	0	0	0	4	5	1
HOGLUND J 2b	3	2	1	0	0	0	0	1	1	1	1	0	0	1	0	0	0	0	2	0
AXELSSON P 1b	4	2	3	3	0	0	1	1	0	1	0	0	0	0	0	0	0	6	0	1
KLARBERG J rf	4	0	1	0	0	0	0	0	0	0	1	0	0	1	0	0	0	2	0	0
SUND N c	3	0	0	0	0	0	0	2	0	0	0	0	0	0	0	0	1	6	3	0
JOHNSON D 3b/p	3	1	0	0	0	0	0	2	1	0	0	0	0	1	0	0	0	3	1	0
WESTERHOLM G lf	3	0	0	0	0	0	0	2	1	0	0	0	0	1	0	0	0	2	0	1
SIVARD A p	0	0	0	0	0	0	0	0	0	0	0	0	0	0	0	0	0	0	0	0
EARNEST E cf	3	0	0	0	0	0	0	0	1	0	0	0	0	2	0	0	0	1	0	0
OLEFALK S 3b	0	1	0	0	0	0	0	1	0	0	0	0	0	0	0	0	0	0	2	0
LUNDSTROM E p	1	0	0	0	0	0	0	0	0	0	0	0	0	1	0	1	0	0	0	0
Totals.....	31	7	8	5	0	0	1	12	4	4	2	0	0	8	0	1	1	24	14	3

LITHUANIA 10 (3-0)

Player	AB	R	H	BI	2B	3B	HR	BB	SB	CS	HP	SH	SF	SO	IBB	KL	GDP	PO	A	E
KOLDUBA V 2b/lf	3	2	1	0	0	0	0	2	4	1	0	0	0	0	0	0	0	3	0	0
VILIMAS R 1b/p	3	2	1	0	0	0	0	2	2	0	0	0	0	0	0	0	0	6	3	0
KRUKIS V lf/cf	5	0	0	0	0	0	0	0	0	0	0	0	0	1	0	0	0	2	0	0
SEREICIKAS T cf/p	3	1	1	0	0	0	0	1	1	0	1	0	0	1	0	0	0	3	2	0
DANKOVSKIS A ss	4	3	2	3	0	0	1	1	4	0	0	0	0	0	0	0	0	3	3	0
SARAPAS K c	2	0	1	1	0	0	0	1	0	0	0	0	0	0	0	0	0	3	0	0
RAUPENAS J pr/p	0	0	0	0	0	0	0	0	0	0	0	0	0	0	0	0	0	0	0	0
BUKAUSKAS M rf	1	0	1	0	0	0	0	0	1	0	1	0	0	0	0	0	0	1	0	1
AUGUSTINAS A rf	2	0	0	0	0	0	0	0	0	0	0	0	0	2	0	1	0	0	0	0
VILBIKAS D 2b	2	0	1	1	0	0	0	1	0	0	0	0	0	0	0	0	0	1	3	0
VILIMAS K 3b	1	0	0	0	0	0	0	0	0	0	0	0	0	1	0	0	0	0	0	0
SINKUNAS E ph/3b	3	1	1	2	0	0	1	1	0	0	0	0	0	0	0	0	0	1	0	0
BAREIKA K p	0	0	0	0	0	0	0	0	0	0	1	0	0	0	0	0	0	0	4	0
MARTUNAS G lf/c	4	1	1	1	0	0	1	0	0	0	0	0	0	0	0	0	0	4	1	0
Totals.....	33	10	10	8	0	0	3	9	12	1	3	0	0	5	0	1	0	27	16	1

SWEDEN

	IP	H	R	ER	BB	SO	WP	HB	BK	IBB	SH	SF	CI	2B	3B	HR	AB	BF	FO	GO
SIVARD A	0.1	1	2	2	3	1	0	1	0	0	0	0	0	0	0	0	2	6	0	0
BLOMKVIST R	5.2	8	5	5	2	3	0	1	0	0	0	0	0	0	0	3	24	27	8	4
JOHNSON D L,0-1	1.2	1	3	0	3	1	0	1	0	0	0	0	0	0	0	0	6	10	1	2
LUNDSTROM E	0.1	0	0	0	1	0	0	0	0	0	0	0	0	0	0	0	1	2	0	1

LITHUANIA

	IP	H	R	ER	BB	SO	WP	HB	BK	IBB	SH	SF	CI	2B	3B	HR	AB	BF	FO	GO
BAREIKA K	3.0	4	0	0	0	2	0	0	0	0	0	0	0	0	0	0	10	10	4	0
SEREICIKAS T	2.0	1	5	5	7	2	0	1	1	0	0	0	0	0	0	1	7	15	1	3
RAUPENAS J	1.0	0	0	0	1	1	0	0	0	0	0	0	0	0	0	0	3	4	1	1
VILIMAS R W,1-0	3.0	3	2	2	4	3	2	1	0	0	0	0	0	0	0	0	11	16	3	1

Umpires - HP: SZMID M (POL) 1B: MATULIK R (SVK) 3B: KISS JAKAB J (HUN)
Start: 11:00 Time: 3:35 Attendance: 142

Weather: Partly cloudy

Game notes:

Scorekeepers: SOLTES J (SVK) MOZOLA P (SVK)

T.C.: MASOPUST M (SVK)

BLOMKVIST R faced 3 batters in the 7th.

Game: 07



Qualifier EUROPEAN Championship JUNIORS '10

TRNAVA, SLOVAKIA • 2nd / 7th AUGUST



Game Summary 8



Poland - Slovakia



Qualifier European Championship JUNIORS
SLOVAKIA 9 (2-1), POLAND 6 (2-2) - Composite Box Score
Aug 05, 2010 at TRNAVA (Angels Stadium)

SLOVAKIA 9 (2-1)

Player	AB	R	H	BI	2B	3B	HR	BB	SB	CS	HP	SH	SF	SO	IBB	KL	GDP	PO	A	E
CHUDACIK O 2b	5	2	2	0	0	0	0	1	0	0	0	0	0	2	0	1	0	2	2	0
VALKOVIC M lf	3	1	1	2	0	0	0	1	0	0	2	0	0	0	0	0	0	1	0	0
KOLLAR J cf	5	1	1	1	0	0	0	1	0	0	0	0	0	2	0	1	0	2	0	0
IZOLD J 1b	6	2	2	0	1	1	0	0	0	0	0	0	0	2	0	0	0	6	0	0
ROMAN M rf	4	0	0	0	0	0	0	1	0	0	0	0	0	1	0	0	0	3	0	0
KAPUSTA M 3b	3	0	1	1	0	0	0	1	1	0	1	0	0	0	0	0	0	2	2	0
STRAPKO M p	3	1	0	1	0	0	0	2	0	0	0	0	0	1	0	0	1	1	0	0
KAPUSTA B c	3	0	0	0	0	0	0	1	0	0	0	1	0	2	0	1	0	8	1	1
TRNIK T ss	3	2	2	0	0	0	0	2	1	0	0	0	0	1	0	0	0	2	2	0
Totals.....	35	9	9	5	1	1	0	10	2	0	3	1	0	11	0	3	1	27	7	1

POLAND 6 (2-2)

Player	AB	R	H	BI	2B	3B	HR	BB	SB	CS	HP	SH	SF	SO	IBB	KL	GDP	PO	A	E
WOLTAL R 3b/cf	2	1	0	0	0	0	0	2	1	1	0	1	0	0	0	0	0	2	2	1
PUKLACKI J rf	5	1	1	0	1	0	0	0	0	0	0	0	0	1	0	1	0	0	0	0
MATUSZEWSKI 2b	4	1	1	2	0	0	1	0	0	0	0	0	0	1	0	0	0	2	1	0
PNIEWSKI M p/3b	4	1	2	2	0	0	1	0	0	0	0	0	0	0	0	0	0	1	2	1
MULARCZYK A ss	4	1	2	0	0	0	0	0	1	0	0	0	0	1	0	1	0	1	5	0
MULARCZYK P 1b	4	1	3	1	0	0	0	0	3	0	0	0	0	1	0	0	0	10	0	0
FOJCIK T c	4	0	0	0	0	0	0	0	0	0	0	0	0	1	0	0	0	10	1	0
GRABINSKI D cf	3	0	0	0	0	0	0	0	0	0	0	0	0	1	0	0	0	1	0	0
SZIEJKA P p	1	0	0	0	0	0	0	0	0	0	0	0	0	0	0	0	0	0	1	0
LAPCZYK K p	0	0	0	0	0	0	0	0	0	0	0	0	0	0	0	0	0	0	0	0
PAPROCKI M lf	4	0	1	0	0	0	0	0	0	0	0	0	0	1	0	0	0	0	0	0
Totals.....	35	6	10	5	1	0	2	2	5	1	0	1	0	7	0	2	0	27	12	2

SLOVAKIA	IP	H	R	ER	BB	SO	WP	HB	BK	IBB	SH	SF	CI	2B	3B	HR	AB	BF	FO	GO	NP
STRAPKO M W,1-0	9.0	10	6	5	2	7	2	0	1	0	1	0	0	1	0	2	35	38	13	6	125
POLAND	IP	H	R	ER	BB	SO	WP	HB	BK	IBB	SH	SF	CI	2B	3B	HR	AB	BF	FO	GO	NP
PNIEWSKI M L,0-1	6.2	8	8	6	6	7	5	2	1	0	0	0	0	0	1	0	28	36	3	9	111
SZIEJKA P	1.2	1	1	1	3	2	0	0	0	0	1	0	0	1	0	0	5	9	2	1	35
LAPCZYK K	0.2	0	0	0	1	2	0	1	0	0	0	0	0	0	0	0	2	4	0	0	15

Umpires - HP: JONES T (FIN) 1B: VLCEK M (CZE) 3B: RAMANAUSKAS A (LTU)
Start: 16:00 Time: 2:45 Attendance: 163

Weather: Sunny
Game notes:
Scorekeepers: MOZOLA P (SVK) SOSKOVA V (SVK)
T.C.: MIKA J (CZE)
Game: 08



Game Summary 9

	Hungary - Lithuania	
-----------------------------------------------------------------------------------	---------------------	-------------------------------------------------------------------------------------

GAME CANCELLED DUE TO HEAVY RAIN AND THUNDERSTORM.



Qualifier EUROPEAN Championship JUNIORS '10

TRNAVA, SLOVAKIA • 2nd / 7th AUGUST



Game Summary 10



Sweden - Slovakia



Qualifier European Championship JUNIORS
SLOVAKIA 10 (3-1), SWEDEN 9 (1-3) - Composite Box Score
Aug 06, 2010 at TRNAVA (Angels Stadium)

SLOVAKIA 10 (3-1)

Player	AB	R	H	BI	2B	3B	HR	BB	SB	CS	HP	SH	SF	SO	IBB	KL	GDP	PO	A	E
CHUDACIK O 2b	5	2	3	3	0	0	0	1	4	1	0	0	0	0	0	0	0	1	3	1
KOPIAR L rf	1	0	0	0	0	0	0	0	0	0	1	0	1	0	1	0	0	0	0	0
ROMAN M rf	3	0	1	1	0	0	0	1	1	0	0	0	0	0	0	0	0	2	0	0
KOLLAR J cf	5	0	1	1	0	0	0	1	0	0	0	0	0	3	0	1	0	4	0	0
VALKOVIC M ss/p	5	1	2	2	1	0	0	0	0	0	0	0	0	0	0	0	0	1	2	0
IZOLD J 1b	5	0	1	1	1	0	0	0	0	0	0	0	1	0	0	0	0	9	1	0
KAPUSTA M 3b	5	1	1	0	0	0	0	0	0	0	0	0	1	0	0	0	0	2	1	0
TRNIK T p/ss	5	3	3	0	0	0	0	0	1	0	0	0	0	1	0	1	0	1	2	0
KAPUSTA B c	5	2	3	0	1	0	0	0	0	0	0	0	0	2	0	1	0	4	1	0
RICHTER M lf	3	1	1	0	0	0	0	1	0	0	1	0	0	2	0	0	0	3	0	0
Totals.....	42	10	16	8	3	0	0	4	6	1	1	1	0	11	0	4	0	27	10	1

SWEDEN 9 (1-3)

Player	AB	R	H	BI	2B	3B	HR	BB	SB	CS	HP	SH	SF	SO	IBB	KL	GDP	PO	A	E
BLOMKVIST R cf	6	1	3	1	0	0	0	0	2	0	0	0	0	0	0	0	0	0	0	0
SCHOON J ss	5	0	0	0	0	0	0	0	0	0	1	0	0	2	0	1	0	2	2	1
HOGLUND J 3b	5	2	1	1	1	0	0	1	0	0	0	0	0	0	0	0	0	3	2	0
AXELSSON P 1b	3	4	3	1	1	0	0	1	1	0	1	0	0	0	0	0	0	6	0	0
KLARBERG J rf	5	1	3	1	1	0	0	0	0	0	0	0	0	0	0	0	0	2	0	0
SUND N c	3	0	0	2	0	0	0	0	0	0	0	0	2	0	0	0	1	14	2	0
GONZALES A 2b	4	0	2	1	0	0	0	0	2	0	0	0	0	0	0	0	0	0	2	1
JOHNSON D pr/2b	1	1	1	0	0	0	0	0	1	0	0	0	0	0	0	0	0	0	1	0
MARTINSSON G lf	3	0	1	0	0	0	0	1	0	0	0	0	0	0	0	0	0	0	0	0
EARNEST E ph	1	0	1	0	0	0	0	0	0	0	0	0	0	0	0	0	0	0	0	0
WIKSTROM A p	1	0	0	0	0	0	0	0	0	0	0	0	0	0	0	0	0	0	1	0
WRIGHT J p	0	0	0	0	0	0	0	0	0	0	0	0	0	0	0	0	0	0	0	0
PROOS J p	1	0	0	0	0	0	0	0	0	0	0	0	0	0	0	0	0	0	1	0
BYSTROM P p	1	0	0	0	0	0	0	1	0	0	0	0	0	0	0	0	0	0	0	0
JOHNSON A p	0	0	0	0	0	0	0	0	0	0	0	0	0	0	0	0	0	0	0	0
NORDSTROM W ph	1	0	0	0	0	0	0	0	0	0	0	0	0	1	0	0	0	0	0	0
Totals.....	40	9	15	7	3	0	0	4	6	0	2	0	2	3	0	1	1	27	11	2

SLOVAKIA	IP	H	R	ER	BB	SO	WP	HB	BK	IBB	SH	SF	CI	2B	3B	HR	AB	BF	FO	GO	NP
TRNIK T W,1-0	7.0	9	6	5	4	1	1	1	2	0	0	2	0	2	0	0	29	36	12	8	114
VALKOVIC M S,1	2.0	6	3	3	0	2	1	1	0	0	0	0	0	1	0	0	11	12	1	2	37

SWEDEN	IP	H	R	ER	BB	SO	WP	HB	BK	IBB	SH	SF	CI	2B	3B	HR	AB	BF	FO	GO	NP
WIKSTROM A L,1-1	3.1	4	3	3	2	4	0	0	0	0	1	0	0	1	0	0	12	15	2	3	45
WRIGHT J	0.0	3	4	2	1	0	1	0	0	0	0	0	0	0	0	0	4	5	0	0	15
PROOS J	1.2	4	1	1	0	2	0	1	1	0	0	0	0	1	0	0	9	10	2	1	36
BYSTROM P	3.0	3	1	1	0	2	3	0	0	0	0	0	0	0	0	0	12	12	3	3	38
JOHNSON A	1.0	2	1	1	1	3	0	0	0	0	0	0	0	1	0	0	5	6	0	0	28

Umpires - HP: RAMANAUSKAS A (LTU) 1B: KISS JAKAB J (HUN) 2B: JONES T (FIN)
3B: VLCEK M (CZE) Start: 16:00 Time: 3:20 Attendance: 256

Weather: Rainy

Game notes:

Scorekeepers: SOSKOVA V (SVK) MOZOLA P (SVK)

T.C.: MIKA J (CZE)

WRIGHT J faced 5 batters in the 4th.

Game: 10



Qualifier EUROPEAN Championship JUNIORS '10

TRNAVA, SLOVAKIA • 2nd / 7th AUGUST



Game Summary 11



Lithuania - Slovakia



Qualifier European Championship JUNIORS
SLOVAKIA 10 (4-1), LITHUANIA 2 (3-1) - Composite Box Score
Aug 07, 2010 at TRNAVA (Angels Stadium)

SLOVAKIA 10 (4-1)

Player	AB	R	H	BI	2B	3B	HR	BB	SB	CS	HP	SH	SF	SO	IBB	KL	GDP	PO	A	E
CHUDACIK O 2b	3	1	0	1	0	0	0	2	0	0	0	0	1	0	0	0	0	1	0	0
RICHTER M lf	5	1	0	1	0	0	0	0	0	0	1	0	0	2	0	1	0	0	0	0
VALKOVIC M cf	6	0	4	2	1	0	0	0	0	1	0	0	0	1	0	0	0	0	0	0
IZOLD J p	4	0	0	0	0	0	0	1	0	0	0	0	0	0	0	0	0	0	3	1
KAPUSTA M 3b	4	3	2	0	0	0	0	1	1	1	0	0	0	1	0	1	0	0	3	2
ROMAN M rf	5	0	2	1	2	0	0	0	0	0	0	0	0	0	0	0	0	5	0	1
TRNIK T ss	4	2	1	2	0	0	0	1	1	0	0	0	0	2	0	0	0	0	2	0
TEXTORIS P 1b	5	3	4	1	1	0	1	0	1	0	0	0	0	1	0	1	0	10	2	0
KAPUSTA B c	3	0	0	0	0	0	0	2	0	0	0	0	0	1	0	0	0	11	2	0
Totals.....	39	10	13	8	4	0	1	7	3	2	1	0	1	8	0	3	0	27	12	4

LITHUANIA 2 (3-1)

Player	AB	R	H	BI	2B	3B	HR	BB	SB	CS	HP	SH	SF	SO	IBB	KL	GDP	PO	A	E
VILBIKAS D 2b	5	0	0	0	0	0	0	0	0	0	0	0	0	3	0	1	0	3	1	1
SINKUNAS E p/3b	4	0	1	0	0	0	0	0	1	0	0	0	0	1	0	0	0	0	1	0
KRUKIS V rf	3	0	0	0	0	0	0	0	0	0	0	0	0	1	0	0	0	0	0	1
BUKAUSKAS M rf	1	0	0	0	0	0	0	0	0	0	0	0	0	1	0	0	0	1	0	0
MARTUNAS G c	4	0	1	0	0	0	0	0	0	1	0	0	0	0	0	0	0	9	1	0
DANKOVSKIS A ss	4	0	1	0	0	0	0	0	0	0	0	0	0	2	0	1	0	2	5	0
NEVERAUSKAS cf	3	2	2	0	0	0	0	1	1	0	0	0	0	0	0	0	0	3	0	0
SEREICIKAS T lf	4	0	2	1	1	0	0	0	1	0	0	0	0	0	0	0	0	2	0	0
BAREIKA K 1b	4	0	0	0	0	0	0	0	0	0	0	0	0	1	0	1	0	7	0	0
RAUPENAS J 3b	2	0	0	0	0	0	0	0	0	0	0	0	0	1	0	0	0	0	1	1
VILIMAS R p	2	0	0	0	0	0	0	0	0	0	0	0	0	2	0	0	0	0	2	0
Totals.....	36	2	7	1	1	0	0	1	3	1	0	0	0	12	0	3	0	27	11	3

SLOVAKIA	IP	H	R	ER	BB	SO	WP	HB	BK	IBB	SH	SF	CI	2B	3B	HR	AB	BF	FO	GO	NP
IZOLD J W,1-1	9.0	7	2	1	1	12	1	0	2	0	0	0	0	1	0	0	36	37	6	7	134

LITHUANIA	IP	H	R	ER	BB	SO	WP	HB	BK	IBB	SH	SF	CI	2B	3B	HR	AB	BF	FO	GO	NP
SINKUNAS E L,1-1	5.0	8	7	5	5	4	0	1	0	0	0	0	0	2	0	0	25	31	4	6	108
VILIMAS R	4.0	5	3	3	2	4	0	0	1	0	0	1	0	2	0	1	14	17	4	2	72

Umpires - HP: JONES T (FIN) 1B: SZMID M (POL) 2B: VLCEK M (CZE) 3B: KISS
JAKAB J(HUN) Start: 12:00 Time: 2:49 Attendance: 273

Weather: Rainy

Game notes:

Scorekeepers: SOLTES J (SVK) MOZOLA P (SVK)

T.C.: MIKA J (CZE)

Game: 11



Qualifier EUROPEAN Championship JUNIORS '10

TRNAVA, SLOVAKIA • 2nd / 7th AUGUST



Game Summary 12



Slovakia - Lithuania



Qualifier European Championship JUNIORS
LITHUANIA 19 (4-1), SLOVAKIA 11 (4-2) - Composite Box Score
Aug 07, 2010 at TRNAVA (Angels Stadium)

LITHUANIA 19 (4-1)

Player	AB	R	H	BI	2B	3B	HR	BB	SB	CS	HP	SH	SF	SO	IBB	KL	GDP	PO	A	E
SEREICIKAS T cf	6	1	1	0	0	0	0	1	0	0	0	0	0	1	0	0	0	3	0	0
SINKUNAS E 3b	6	4	3	1	1	0	0	1	1	0	0	0	0	0	0	0	0	1	0	0
MARTUNAS G c	5	2	2	3	2	0	0	0	0	0	0	1	0	0	0	0	0	8	1	1
NEVERAUSKAS lb	5	4	3	4	0	0	0	1	1	0	0	0	0	0	0	0	0	5	2	1
DANKOVSKIS A ss	6	2	2	1	0	1	0	0	1	0	0	0	0	2	0	1	0	3	1	0
KRUKIS V lf	3	3	1	2	1	0	0	3	0	0	0	0	0	0	0	0	0	0	0	0
VILBIKAS D 2b	6	1	3	1	0	0	0	0	0	0	0	0	0	0	0	0	0	3	5	0
RAUPENAS J p	2	0	0	0	0	0	0	1	0	0	0	0	0	1	0	0	0	1	0	0
BAREIKA K ph/p	2	1	0	0	0	0	0	1	0	0	0	0	0	1	0	1	0	0	1	0
AUGUSTINAS A rf	0	0	0	1	0	0	0	1	0	0	0	0	0	0	0	0	0	0	0	0
BUKAUSKAS M ph/rf	2	0	0	0	0	0	0	0	0	0	0	0	0	1	0	0	0	2	1	0
SARAPAS K ph/rf	3	1	2	0	0	0	0	0	0	0	0	0	0	1	0	1	0	1	0	0
Totals.....	46	19	17	13	4	1	0	9	3	0	0	1	0	7	0	3	0	27	11	2

SLOVAKIA 11 (4-2)

Player	AB	R	H	BI	2B	3B	HR	BB	SB	CS	HP	SH	SF	SO	IBB	KL	GDP	PO	A	E
CHUDACIK O p/2b	4	2	2	2	0	0	1	1	0	0	0	0	0	0	0	0	0	2	4	2
TRNIK T ss	4	1	1	0	0	0	0	1	0	0	0	0	0	0	0	0	1	1	1	1
VALKOVIC M 2b/cf	3	2	2	1	1	0	0	1	0	2	1	0	0	0	0	0	0	2	0	0
IZOLD J lb	4	1	1	3	0	0	1	0	0	0	0	0	1	2	0	0	0	9	0	0
KAPUSTA M 3b	5	0	1	0	0	0	0	0	0	0	0	0	0	2	0	1	0	0	1	0
ROMAN M rf	5	1	2	0	0	0	0	0	2	0	0	0	0	1	0	0	0	4	0	1
RICHTER M lf	0	0	0	0	0	0	0	0	0	0	0	0	0	0	0	0	0	1	0	0
KOLLAR J p	3	2	2	0	0	0	0	0	1	0	0	0	0	0	0	0	0	0	1	1
STRAPKO M p	0	0	0	0	0	0	0	0	0	0	0	0	0	0	0	0	0	0	0	0
TEXTORIS P p	0	0	0	0	0	0	0	0	0	0	0	0	0	0	0	0	0	0	0	0
KOVAC J p	2	0	0	0	0	0	0	0	0	0	0	0	0	2	0	1	0	0	0	0
KAPUSTA B c	4	1	1	1	0	0	0	0	0	0	0	0	1	1	0	0	0	7	2	0
KOPIAR L cf/lf	3	1	2	1	0	0	0	1	0	0	0	0	0	0	0	0	0	1	0	0
Totals.....	37	11	14	8	1	0	2	4	3	2	1	0	2	8	0	2	1	27	9	5

LITHUANIA

	IP	H	R	ER	BB	SO	WP	HB	BK	IBB	SH	SF	CI	2B	3B	HR	AB	BF	FO	GO	NP
RAUPENAS J W,1-0	6.0	11	9	7	2	5	2	0	0	0	0	2	0	0	0	1	25	29	7	3	93
BAREIKA K S,1	3.0	3	2	2	2	3	0	1	1	0	0	0	0	1	0	1	12	15	2	3	49

SLOVAKIA

	IP	H	R	ER	BB	SO	WP	HB	BK	IBB	SH	SF	CI	2B	3B	HR	AB	BF	FO	GO	NP
CHUDACIK O	1.0	3	5	4	5	0	2	0	0	0	1	0	0	0	0	0	5	11	2	1	17
KOLLAR J	5.0	2	2	2	1	3	1	0	0	0	0	0	0	0	0	0	20	21	7	5	56
STRAPKO M L,1-1	0.2	8	8	7	1	1	1	0	1	0	0	0	0	3	1	0	10	11	1	0	31
TEXTORIS P	1.0	3	3	3	1	2	1	0	1	0	0	0	0	1	0	0	7	8	1	0	26
KOVAC J	1.1	1	1	1	1	1	2	0	0	0	0	0	0	0	0	0	4	5	0	2	26

Umpires - HP: VLCEK M (CZE) 1B: JONES T (FIN) 3B: SZMID M (POL)
Start: 15:30 Time: 3:10 Attendance: 326

Weather: Rainy

Game notes:

Scorekeepers: MOZOLA P (SVK) SOSKOVA V (SVK)

T.C.: MIKA J (CZE)

CHUDACIK O faced 1 batter in the 2nd.

KOLLAR J faced 2 batters in the 7th.

Game: 12



Teams' stats

	<h2 style="margin: 0;">Hungary</h2>	<h2 style="margin: 0;">HUN</h2>
--	-------------------------------------	---------------------------------

Qualifier European Championship JUNIORS
Overall Statistics for HUNGARY (as of Aug 07, 2010)
(All games Sorted by **Batting avg**)

record: 0-3

Player	AVG	GP-GS	AB	R	H	2B	3B	HR	RBI	TB	SLG%	BB	HBP	SO	GDP	OB%	SF	SH	SB-ATT	PO	A	E	FLD%
7 PASZTOR Domokos..	.500	3-3	6	2	3	0	0	1	2	6	1.000	5	0	2	0	.727	0	0	2-2	2	7	3	.750
14 RADVANYI Tamas...	.364	3-3	11	2	4	0	0	0	1	4	.364	0	0	1	0	.364	0	0	6-6	7	4	2	.846
10 GULYAS Gabor.....	.091	3-3	11	0	1	0	0	0	0	1	.091	0	0	3	0	.091	0	0	2-3	1	5	7	.462

12 MUSTOS Mate.....	.667	2-1	3	2	2	2	0	0	0	4	1.333	2	0	1	0	.800	0	0	1-1	2	2	1	.800
24 SCHRODER Balint..	.500	2-2	2	1	1	0	0	0	0	1	.500	2	0	1	0	.750	0	0	2-2	0	2	0	1.000
22 TAKACS Laszlo....	.250	3-2	4	0	1	0	0	0	1	1	.250	3	0	2	0	.571	0	0	1-1	4	6	0	1.000
16 SZABO Tamas.....	.125	3-3	8	0	1	1	0	0	0	2	.250	0	0	2	0	.125	0	0	0-0	14	0	0	1.000
6 HOMORODI Adam....	.000	2-2	6	0	0	0	0	0	0	0	.000	2	0	2	0	.250	0	0	1-1	13	1	0	1.000
3 LUGOSI Gergely...	.000	2-2	5	1	0	0	0	0	0	0	.000	1	0	1	0	.167	0	0	1-1	3	0	0	1.000
9 BAJTAI Daniel....	.000	3-1	5	0	0	0	0	0	0	0	.000	0	0	2	0	.000	0	0	0-0	0	0	1	.000
21 DRAGANITS Peter..	.000	3-1	4	0	0	0	0	0	0	0	.000	0	0	2	0	.000	0	0	1-1	1	0	2	.333
18 DEAK Tamas.....	.000	2-2	4	0	0	0	0	0	0	0	.000	0	0	2	1	.000	0	0	0-0	5	1	3	.667
23 NIEDERMAYER Kolos	.000	1-1	2	0	0	0	0	0	0	0	.000	0	0	2	0	.000	0	0	0-0	0	0	0	.000
1 GALI Adam.....	.000	1-1	1	0	0	0	0	0	0	0	.000	1	0	1	0	.500	0	0	0-1	1	0	1	.500
2 CSALLO Andras....	.000	1-0	1	0	0	0	0	0	0	0	.000	0	0	1	0	.000	0	0	0-0	0	0	0	.000
Totals.....	.178	3-3	73	8	13	3	0	1	4	19	.260	16	0	25	1	.326	0	0	17-19	53	28	20	.802
Opponents.....	.375	3-3	104	60	39	4	3	1	45	52	.500	27	5	13	0	.522	0	2	20-20	57	31	7	.926

LOB - Team (24), Opp (25). DPs turned - Team (0), Opp (1).

(All games Sorted by **Earned run avg**)

Player	ERA	W-L	APP	GS	CG	SHO/CBO	SV	IP	H	R	ER	BB	SO	2B	3B	HR	AB	B/Avg	WP	HBP	BK	SFA	SHA
22 TAKACS Laszlo....	2.45	0-0	1	0	0	0/0	0	3.2	4	2	1	4	0	1	0	0	17	.235	2	1	0	0	0
7 PASZTOR Domokos..	10.80	0-1	1	1	0	0/0	0	5.0	5	10	6	6	7	0	0	0	21	.238	2	0	0	0	2
24 SCHRODER Balint..	21.00	0-1	1	1	0	0/0	0	3.0	7	8	7	1	1	0	1	1	16	.438	0	1	0	0	0

21 DRAGANITS Peter..	0.00	0-0	1	0	0	0/0	0	1.0	4	10	0	3	1	0	0	0	8	.500	1	2	1	0	0
12 MUSTOS Mate.....	4.50	0-0	2	0	0	0/0	0	2.0	2	5	1	1	0	0	0	0	13	.154	2	0	0	0	0
3 LUGOSI Gergely...	27.00	0-0	2	0	0	0/0	0	1.0	11	13	3	3	1	2	1	0	16	.688	1	1	0	0	0
16 SZABO Tamas.....	54.00	0-1	1	1	0	0/0	0	2.0	6	12	12	9	3	1	1	0	13	.462	2	0	0	0	0
Totals.....	15.28	0-3	3	3	0	0/0	0	17.2	39	60	30	27	13	4	3	1	104	.375	10	5	1	0	2
Opponents.....	3.32	3-0	3	3	2	1/0	0	19.0	13	8	7	16	25	3	0	1	73	.178	3	0	0	0	0

PB - Team (2), HOMORODI A 2, Opp (1). SBA/ATT - PASZTOR D (19-19), HOMORODI A (12-12), LUGOSI G (4-4), SCHRODER B (3-3), MUSTOS M (2-2).

(All games Sorted by **Fielding pct**)

Player	C	PO	A	E	FLD%	Dps	SBA	CSB	SBA%	PB	CI
16 SZABO Tamas.....	14	14	0	0	1.000	0	0	0	---	0	0
6 HOMORODI Adam....	14	13	1	0	1.000	0	12	0	1.000	2	0
22 TAKACS Laszlo....	10	4	6	0	1.000	0	0	0	---	0	0
3 LUGOSI Gergely...	3	3	0	0	1.000	0	4	0	1.000	0	0
24 SCHRODER Balint..	2	0	2	0	1.000	0	3	0	1.000	0	0
14 RADVANYI Tamas...	13	7	4	2	.846	0	0	0	---	0	0
12 MUSTOS Mate.....	5	2	2	1	.800	0	2	0	1.000	0	0
7 PASZTOR Domokos..	12	2	7	3	.750	0	19	0	1.000	0	0
18 DEAK Tamas.....	9	5	1	3	.667	0	0	0	---	0	0
1 GALI Adam.....	2	1	0	1	.500	0	0	0	---	0	0
10 GULYAS Gabor.....	13	1	5	7	.462	0	0	0	---	0	0
21 DRAGANITS Peter..	3	1	0	2	.333	0	0	0	---	0	0
9 BAJTAI Daniel....	1	0	0	1	.000	0	0	0	---	0	0
23 NIEDERMAYER Kolos	0	0	0	0	.000	0	0	0	---	0	0
2 CSALLO Andras....	0	0	0	0	.000	0	0	0	---	0	0
Totals.....	101	53	28	20	.802	0	20	0	1.000	2	0
Opponents.....	95	57	31	7	.926	1	17	2	.895	1	0

Hitting minimums - 1 Games 1.0 AB/Game 5 TPA 2.7 TPA/Game
Pitching minimums - 1 Games 1 IP 0.8 IP/Game



Qualifier EUROPEAN Championship JUNIORS '10

TRNAVA, SLOVAKIA • 2nd / 7th AUGUST



Teams' stats

	Lithuania	LTU
-----------------------------------------------------------------------------------	------------------	------------

Qualifier European Championship JUNIORS
Overall Statistics for LITHUANIA (as of Aug 08, 2010)
(All games Sorted by **Batting avg**)

record: 4-1

Player	AVG	GP-GS	AB	R	H	2B	3B	HR	RBI	TB	SLG%	BB	HBP	SO	GDP	OB%	SF	SH	SB-ATT	PO	A	E	FLD%
15 NEVERAUSKAS Dovydas	.571	4-3	14	7	8	1	0	0	9	9	.643	4	0	1	0	.667	0	0	3-3	13	6	2	.905
16 SINKUNAS Evaldas	.435	5-4	23	12	10	3	0	2	6	19	.826	2	1	2	0	.500	0	0	5-5	3	5	0	1.000
6 DANKOVSKIS Arunas	.350	5-5	20	10	7	0	1	1	7	12	.600	3	0	5	0	.435	0	3	12-12	10	15	4	.862
1 VILBIKAS Deividas	.333	5-4	21	1	7	1	0	0	2	8	.381	2	0	3	0	.391	0	0	1-1	8	15	3	.885
13 SEREICIKAS Tomas	.250	5-5	20	3	5	2	0	0	3	7	.350	5	1	3	0	.423	0	0	2-2	9	2	0	1.000
3 MARTUNAS Gytis...	.227	5-4	22	4	5	2	0	1	6	10	.455	1	0	2	0	.250	1	1	3-5	42	7	1	.980
12 KOLDUBA Vydmantas	.222	3-3	9	7	2	0	0	0	0	2	.222	5	1	0	0	.533	0	1	7-8	3	1	0	1.000
17 KRUKIS Valentinas	.188	5-5	16	9	3	2	0	0	7	5	.313	8	0	3	0	.440	1	0	3-3	3	0	1	.750

9 SARAPAS Kiprijona	.600	2-1	5	1	3	0	0	0	1	3	.600	1	0	1	0	.667	0	0	0-0	4	0	0	1.000
8 BUKAUSKAS Martyna	.250	5-0	4	0	1	0	0	0	0	1	.250	0	1	2	0	.400	0	0	1-1	4	2	2	.750
2 VILIMAS Robertas	.200	2-1	5	2	1	0	0	0	0	1	.200	2	0	2	0	.429	0	0	3-3	6	5	0	1.000
7 RAUPENAS Justinas	.111	5-4	9	2	1	0	0	0	0	1	.111	2	0	3	0	.273	0	0	0-0	1	1	2	.500
5 BAREIKA Kasparas	.000	4-3	10	1	0	0	0	0	1	0	.000	2	1	3	0	.231	0	0	0-0	23	7	0	1.000
14 AUGUSTINAS Aras...	.000	2-2	2	0	0	0	0	0	1	0	.000	1	0	2	0	.333	0	0	0-0	0	0	0	.000
4 VILIMAS Kestas...	.000	1-1	1	0	0	0	0	0	0	0	.000	0	0	1	0	.000	0	0	0-0	0	0	0	.000
Totals.....	.293	5-5	181	59	53	11	1	4	43	78	.431	38	5	33	0	.425	2	5	40-43	129	66	15	.929
Opponents.....	.265	5-5	166	36	44	8	0	6	27	70	.422	35	5	46	2	.402	3	0	15-25	123	55	23	.886

LOB - Team (49), Opp (44). DPs turned - Team (3), Opp (2). Picked off - MARTUNAS G 1.

(All games Sorted by **Earned run avg**)

Player	ERA	W-L	APP	GS	CG	SHO/CBO	SV	IP	H	R	ER	BB	SO	2B	3B	HR	AB	B/Avg	WP	HBP	BK	SFA	SHA
15 NEVERAUSKAS Dovydas	0.00	1-0	1	0	0	0/0	0	4.0	2	1	0	6	5	1	0	0	12	.167	0	0	0	0	0
5 BAREIKA Kasparas	2.57	0-0	3	1	0	0/0	1	7.0	7	2	2	3	5	1	0	1	24	.292	0	1	1	0	0
16 SINKUNAS Evaldas	3.75	1-1	3	2	0	0/0	0	12.0	10	11	5	8	18	4	0	0	53	.189	1	2	1	0	0
2 VILIMAS Robertas	6.43	1-0	2	0	0	0/0	0	7.0	8	5	5	6	7	2	0	1	25	.320	2	1	1	1	0
7 RAUPENAS Justinas	8.18	1-0	3	2	0	0/0	0	11.0	16	12	10	5	9	0	0	3	45	.356	2	0	0	2	0

13 SEREICIKAS Tomas	22.50	0-0	1	0	0	0/0	0	2.0	1	5	5	7	2	0	0	1	7	.143	0	1	1	0	0
Totals.....	5.65	4-1	5	5	0	0/0	1	43.0	44	36	27	35	46	8	0	6	166	.265	5	5	4	3	0
Opponents.....	9.66	1-4	5	5	1	0/0	0	41.0	53	59	44	38	33	11	1	4	181	.293	15	5	4	2	5

PB - Team (5), MARTUNAS G 3, SARAPAS K 2. Pickoffs - Team (1), VILIMAS R 1, Opp (1). SBA/ATT - MARTUNAS G (13-16), BAREIKA K (2-8), RAUPENAS J (6-7), SINKUNAS E (4-6), SARAPAS K (2-2), VILIMAS R (1-2), NEVERAUSKAS (1-1), SEREICIKAS T (1-1).

(All games Sorted by **Fielding pct**)

Player	C	PO	A	E	FLD%	DPS	SBA	CSB	SBA%	PB	CI
5 BAREIKA Kasparas	30	23	7	0	1.000	0	2	6	.250	0	0
2 VILIMAS Robertas	11	6	5	0	1.000	0	1	1	.500	0	0
13 SEREICIKAS Tomas	11	9	2	0	1.000	0	1	0	1.000	0	0
16 SINKUNAS Evaldas	8	3	5	0	1.000	0	4	2	.667	0	0
12 KOLDUBA Vydmantas	4	3	1	0	1.000	0	0	0	---	0	0
9 SARAPAS Kiprijona	4	4	0	0	1.000	0	2	0	1.000	2	0
3 MARTUNAS Gytis...	50	42	7	1	.980	0	13	3	.813	3	0
15 NEVERAUSKAS Dovydas	21	13	6	2	.905	1	1	0	1.000	0	0
1 VILBIKAS Deividas	26	8	15	3	.885	2	0	0	---	0	0
6 DANKOVSKIS Arunas	29	10	15	4	.862	2	0	0	---	0	0
8 BUKAUSKAS Martyna	8	4	2	2	.750	1	0	0	---	0	0
17 KRUKIS Valentinas	4	3	0	1	.750	1	0	0	---	0	0
7 RAUPENAS Justinas	4	1	1	2	.500	0	6	1	.857	0	0
4 VILIMAS Kestas...	0	0	0	0	.000	0	0	0	---	0	0
14 AUGUSTINAS Aras...	0	0	0	0	.000	0	0	0	---	0	0
Totals.....	210	129	66	15	.929	3	15	10	.600	5	0
Opponents.....	201	123	55	23	.886	2	40	3	.930	0	0

Hitting minimums - 1 Games 1.0 AB/Game 8 TPA 2.7 TPA/Game
Pitching minimums - 1 Games 2 IP 0.8 IP/Game



Teams' stats

	Poland	POL
--	---------------	------------

Qualifier European Championship JUNIORS
Overall Statistics for POLAND (as of Aug 07, 2010)
(All games Sorted by **Batting avg**)

record: 2-2

Player	AVG	GP-GS	AB	R	H	2B	3B	HR	RBI	TB	SLG%	BB	HBP	SO	GDP	OB%	SF	SH	SB-ATT	PO	A	E	FLD%
15 MULARCZYK Przermy	.417	4-4	12	7	5	0	0	0	4	5	.417	2	0	3	0	.500	0	0	7-7	15	0	1	.938
19 PNIEWSKI Mateusz..	.400	3-3	10	3	4	0	1	1	5	9	.900	1	0	0	0	.455	0	0	0-0	3	7	2	.833
14 MATUSZEWSKI Barto	.385	4-4	13	3	5	2	0	2	10	13	1.000	0	0	1	0	.385	0	0	0-0	6	8	0	1.000
18 PAPROCKI Milosz..	.222	4-3	9	2	2	0	0	0	2	2	.222	2	0	3	0	.364	0	0	1-1	2	3	0	1.000
24 MULARCZYK Adrian.	.222	3-3	9	2	2	0	0	0	0	2	.222	2	0	4	0	.364	0	0	2-2	4	7	2	.846
13 PUKLACKI Jakub....	.167	4-3	12	4	2	1	0	0	2	3	.250	2	0	2	0	.286	0	0	1-2	2	1	2	.600
5 WOLTAL Rafal.....	.125	4-3	8	3	1	0	0	0	0	1	.125	2	0	2	0	.300	0	1	2-3	2	2	1	.800
25 FOJCIK Tomasz....	.000	3-3	6	2	0	0	0	0	0	0	.000	4	1	2	0	.455	0	0	0-0	21	3	0	1.000

21 PRADELA Lukasz...	.500	2-1	2	3	1	0	0	0	0	1	.500	3	0	0	0	.800	0	0	2-2	0	2	0	1.000
27 GRABINSKI Dariusz	.333	4-4	9	2	3	0	0	0	4	3	.333	1	0	3	0	.400	0	0	2-2	2	0	0	1.000
7 POPIELARSKI Walde	.333	1-1	3	2	1	0	0	0	0	1	.333	0	0	2	0	.333	0	1	1-1	8	0	0	1.000
23 BURAK Arkadiusz..	.000	2-1	4	1	0	0	0	0	0	0	.000	1	0	2	0	.200	0	0	0-0	16	0	0	1.000
26 MURA Lukasz.....	.000	2-0	3	0	0	0	0	0	0	0	.000	0	0	2	0	.000	0	0	0-0	0	0	0	.000
10 SZIEJKA Pawel....	.000	2-0	3	0	0	0	0	0	0	0	.000	0	0	0	0	.000	0	0	0-1	0	2	1	.667
28 LAPCZYK Karol....	.000	1-1	3	1	0	0	0	0	1	0	.000	0	0	1	0	.000	0	1	0-0	0	0	0	.000
16 MORAG Mateusz....	.000	1-1	2	2	0	0	0	0	0	0	.000	2	0	1	0	.500	0	0	4-4	0	3	0	1.000
12 MARKULAK Maksymil	.000	2-0	2	1	0	0	0	0	0	0	.000	0	0	0	0	.000	0	0	0-0	0	0	1	.000
20 WOJTULSKI Maciej.	.000	2-1	2	0	0	0	0	0	1	0	.000	1	0	1	0	.333	0	1	1-1	0	0	0	.000
9 BOROWSKI Marcin..	.000	2-0	1	0	0	0	0	0	0	0	.000	0	0	1	0	.000	0	0	0-0	0	0	0	.000
Totals.....	.230	4-4	113	38	26	3	1	3	29	40	.354	23	1	30	0	.365	0	4	23-26	81	38	10	.922
Opponents.....	.286	4-4	112	30	32	7	1	1	20	44	.393	26	4	30	2	.437	0	4	21-22	81	32	21	.843

LOB - Team (22), Opp (35). DPs turned - Team (3).

(All games Sorted by **Earned run avg**)

Player	ERA	W-L	APP	GS	CG	SHO/CBO	SV	IP	H	R	ER	BB	SO	2B	3B	HR	AB	B/Avg	WP	HBP	BK	SFA	SHA
21 PRADELA Lukasz...	0.00	1-0	1	0	0	0/0	0	6.0	4	0	0	2	8	1	0	0	23	.174	0	0	0	0	0
28 LAPCZYK Karol....	1.59	1-0	2	1	1	0/0	0	5.2	8	2	1	1	8	3	0	0	22	.364	0	1	0	0	0
10 SZIEJKA Pawel....	5.06	0-0	2	0	0	0/0	0	5.1	4	5	3	7	4	2	0	1	20	.200	0	0	0	0	3
19 PNIEWSKI Mateusz.	8.10	0-1	1	1	0	0/0	0	6.2	8	8	6	6	7	0	1	0	28	.286	5	2	1	0	0

20 WOJTULSKI Maciej.	27.00	0-0	1	1	0	0/0	0	1.0	2	3	3	4	1	0	0	0	5	.400	0	0	0	0	0
24 MULARCZYK Adrian.	30.86	0-1	1	1	0	0/0	0	2.1	6	12	8	6	2	1	0	0	14	.429	2	1	0	0	1
Totals.....	7.00	2-2	4	4	1	0/0	0	27.0	32	30	21	26	30	7	1	1	112	.286	7	4	1	0	4
Opponents.....	5.67	2-2	4	4	1	0/0	0	27.0	26	38	17	23	30	3	1	3	113	.230	7	1	1	0	4

PB - Team (1), POPIELARSKI 1, Opp (2). SBA/ATT - FOJCIK T (11-12), POPIELARSKI (10-10), PRADELA L (8-8), MULARCZYK A (5-6), SZIEJKA P (4-4), WOJTULSKI M (2-2), LAPCZYK K (1-1), PNIEWSKI M (1-1).

(All games Sorted by **Fielding pct**)

Player	C	PO	A	E	FLD%	Dps	SBA	CSB	SBA%	PB	CI
25 FOJCIK Tomasz....	24	21	3	0	1.000	0	11	1	.917	0	0
23 BURAK Arkadiusz..	16	16	0	0	1.000	0	0	0	---	0	0
14 MATUSZEWSKI Barto	14	6	8	0	1.000	3	0	0	---	0	0
7 POPIELARSKI Walde	8	8	0	0	1.000	0	10	0	1.000	1	0
18 PAPROCKI Milosz..	5	2	3	0	1.000	0	0	0	---	0	0
16 MORAG Mateusz....	3	0	3	0	1.000	0	0	0	---	0	0
21 PRADELA Lukasz...	2	0	2	0	1.000	0	8	0	1.000	0	0
27 GRABINSKI Dariusz	2	2	0	0	1.000	0	0	0	---	0	0
15 MULARCZYK Przermy	16	15	0	1	.938	2	0	0	---	0	0
24 MULARCZYK Adrian.	13	4	7	2	.846	3	5	1	.833	0	0
19 PNIEWSKI Mateusz.	12	3	7	2	.833	0	1	0	1.000	0	0
5 WOLTAL Rafal.....	5	2	2	1	.800	0	0	0	---	0	0
10 SZIEJKA Pawel....	3	0	2	1	.667	0	4	0	1.000	0	0
13 PUKLACKI Jakub...	5	2	1	2	.600	0	0	0	---	0	0
12 MARKULAK Maksymil	1	0	0	1	.000	0	0	0	---	0	0
28 LAPCZYK Karol....	0	0	0	0	.000	0	1	0	1.000	0	0
20 WOJTULSKI Maciej.	0	0	0	0	.000	0	2	0	1.000	0	0
9 BOROWSKI Marcin..	0	0	0	0	.000	0	0	0	---	0	0
26 MURA Lukasz.....	0	0	0	0	.000	0	0	0	---	0	0
Totals.....	129	81	38	10	.922	3	21	1	.955	1	0
Opponents.....	134	81	32	21	.843	0	23	3	.885	2	0

Hitting minimums - 1 Games 1.0 AB/Game 8 TPA 2.7 TPA/Game
Pitching minimums - 1 Games 2 IP 0.8 IP/Game



Teams' stats

	<h1>Slovakia</h1>	<h1>SVK</h1>
--	-------------------	--------------

Qualifier European Championship JUNIORS
Overall Statistics for SLOVAKIA (as of Aug 08, 2010)
(All games Sorted by **Batting avg**)

record: 4-2

Player	AVG	GP-GS	AB	R	H	2B	3B	HR	RBI	TB	SLG%	BB	HBP	SO	GDP	OB%	SF	SH	SB-ATT	PO	A	E	FLD%
15 VALKOVIC Michal...	.500	6-6	26	5	13	4	1	0	9	19	.731	2	3	3	0	.581	0	0	0-3	21	3	1	.960
9 KOLLAR Jakub.....	.368	5-4	19	6	7	0	0	2	7	13	.684	4	0	6	0	.478	0	0	3-3	12	2	2	.875
1 TRNIK Tomas.....	.368	5-4	19	9	7	0	0	0	2	7	.368	4	0	4	1	.478	0	0	3-3	4	10	2	.875
8 CHUDACIK Ondrej..	.360	6-6	25	9	9	0	0	1	6	12	.480	5	1	2	0	.469	1	0	7-8	9	12	3	.875
4 KAPUSTA Marek....	.333	6-6	24	5	8	1	0	0	4	9	.375	3	1	5	0	.429	0	0	4-5	5	12	3	.850
3 ROMAN Martin.....	.286	5-3	21	2	6	2	0	1	3	11	.524	2	0	5	0	.348	0	0	3-3	14	0	2	.875
21 KAPUSTA Boris....	.267	4-4	15	3	4	1	0	0	1	5	.333	3	0	6	0	.368	1	1	0-0	30	6	1	.973
24 IZOLD Jakub.....	.261	6-6	23	8	6	2	1	1	6	13	.565	6	0	5	0	.400	1	0	1-1	31	5	2	.947
19 RICHTER Martin...	.133	5-5	15	2	2	0	0	0	1	2	.133	1	2	5	0	.278	0	0	1-1	4	0	1	.800

5 OKASA Jakub.....	.667	1-1	3	3	2	1	0	0	1	3	1.000	1	0	0	0	.750	0	0	2-2	0	3	0	1.000
17 TEXTORIS Pavol...	.571	2-2	7	3	4	1	0	1	1	8	1.143	0	0	2	0	.571	0	0	1-1	17	2	0	1.000
14 KOPIAR Lukas.....	.500	4-2	4	1	2	0	0	0	1	2	.500	2	0	1	0	.667	0	1	0-0	1	0	0	1.000
7 ESMIR Michal.....	.200	2-2	5	4	1	0	0	0	1	1	.200	1	0	0	0	.333	0	0	1-1	1	2	1	.750
11 LECKY Simon.....	.000	2-2	4	0	0	0	0	0	0	0	.000	0	0	3	0	.000	0	0	0-0	0	1	0	1.000
12 STRAPKO Martin...	.000	1-1	3	1	0	0	0	0	1	0	.000	2	0	1	1	.400	0	0	0-0	1	0	0	1.000
20 KOVAC Jakub.....	.000	2-0	2	0	0	0	0	0	0	0	.000	1	0	2	0	.333	0	0	0-0	0	0	0	.000
Totals.....	.330	6-6	215	61	71	12	2	6	44	105	.488	37	7	50	2	.439	3	2	26-31	150	58	18	.920
Opponents.....	.286	6-6	210	48	60	13	1	2	35	81	.386	31	3	43	1	.379	4	3	34-37	149	70	18	.924

LOB - Team (54), Opp (53). DPs turned - Team (1), Opp (3). Picked off - VALKOVIC M 1.

(All games Sorted by **Earned run avg**)

Player	ERA	W-L	APP	GS	CG	SHO/CBO	SV	IP	H	R	ER	BB	SO	2B	3B	HR	AB	B/Avg	WP	HBP	BK	SFA	SHA
5 OKASA Jakub.....	0.00	1-0	1	1	1	1/0	0	5.0	1	0	0	6	9	0	0	0	16	.063	0	0	0	0	0
24 IZOLD Jakub.....	3.60	1-1	2	2	1	0/0	0	15.0	15	9	6	6	16	3	0	0	63	.238	4	0	2	1	0
9 KOLLAR Jakub.....	3.60	0-0	1	0	0	0/0	0	5.0	2	2	2	1	3	0	0	0	20	.100	1	0	0	0	0
1 TRNIK Tomas.....	6.43	1-0	1	1	0	0/0	0	7.0	9	6	5	4	1	2	0	0	29	.310	1	1	2	2	0
12 STRAPKO Martin...	11.17	1-1	2	1	1	0/0	0	9.2	18	14	12	3	8	4	1	2	45	.400	3	0	2	0	1

4 KAPUSTA Marek....	9.00	0-0	1	0	0	0/0	0	1.0	0	1	1	2	1	0	0	0	2	.000	0	0	0	1	0
20 KOVAC Jakub.....	10.80	0-0	2	0	0	0/0	0	3.1	3	5	4	3	1	2	0	0	12	.250	4	1	0	0	1
15 VALKOVIC Michal..	13.50	0-0	1	0	0	0/0	1	2.0	6	3	3	0	2	1	0	0	11	.545	1	1	0	0	0
17 TEXTORIS Pavol...	27.00	0-0	1	0	0	0/0	0	1.0	3	3	3	1	2	1	0	0	7	.429	1	0	1	0	0
8 CHUDACIK Ondrej..	36.00	0-0	1	1	0	0/0	0	1.0	3	5	4	5	0	0	0	0	5	.600	2	0	0	0	1
Totals.....	7.20	4-2	6	6	3	1/0	1	50.0	60	48	40	31	43	13	1	2	210	.286	17	3	7	4	3
Opponents.....	8.15	2-4	6	6	0	0/0	1	49.2	71	61	45	37	50	12	2	6	215	.330	13	7	5	3	2

PB - Team (1), KAPUSTA B 1, Opp (2). Pickoffs - Team (1), IZOLD J 1, Opp (1). SBA/ATT - VALKOVIC M (19-20), KAPUSTA B (17-18), IZOLD J (9-10), STRAPKO M (6-7), OKASA J (5-6), TRNIK T (4-4), KAPUSTA M (3-3), KOVAC J (3-3), TEXTORIS P (1-1), KOLLAR J (1-1).

(All games Sorted by **Fielding pct**)

Player	C	PO	A	E	FLD%	Dps	SBA	CSB	SBA%	PB	CI
17 TEXTORIS Pavol...	19	17	2	0	1.000	0	1	0	1.000	0	0
5 OKASA Jakub.....	3	0	3	0	1.000	0	5	1	.833	0	0
14 KOPIAR Lukas.....	1	1	0	0	1.000	0	0	0	---	0	0
11 LECKY Simon.....	1	0	1	0	1.000	0	0	0	---	0	0
12 STRAPKO Martin...	1	1	0	0	1.000	0	6	1	.857	0	0
21 KAPUSTA Boris....	37	30	6	1	.973	0	17	1	.944	1	0
15 VALKOVIC Michal..	25	21	3	1	.960	0	19	1	.950	0	0
24 IZOLD Jakub.....	38	31	5	2	.947	1	9	1	.900	0	0
8 CHUDACIK Ondrej..	24	9	12	3	.875	1	0	0	---	0	0
9 KOLLAR Jakub.....	16	12	2	2	.875	0	1	0	1.000	0	0
1 TRNIK Tomas.....	16	4	10	2	.875	1	4	0	1.000	0	0
3 ROMAN Martin.....	16	14	0	2	.875	0	0	0	---	0	0
4 KAPUSTA Marek....	20	5	12	3	.850	0	3	0	1.000	0	0
19 RICHTER Martin...	5	4	0	1	.800	0	0	0	---	0	0
7 ESMIR Michal.....	4	1	2	1	.750	0	0	0	---	0	0
20 KOVAC Jakub.....	0	0	0	0	.000	0	3	0	1.000	0	0
Totals.....	226	150	58	18	.920	1	34	3	.919	1	0
Opponents.....	237	149	70	18	.924	3	26	5	.839	2	0

Hitting minimums - 1 Games 1.0 AB/Game 8 TPA 2.7 TPA/Game
Pitching minimums - 1 Games 2 IP 0.8 IP/Game



Qualifier EUROPEAN Championship JUNIORS '10

TRNAVA, SLOVAKIA • 2nd / 7th AUGUST



Leaders Summary

Qualifier European Championship JUNIORS
(All games)

TEAM BATTING												HITS	
TEAM	G	Avg	AB	R	H	2B	3B	HR	BB	SO	SB-ATT		
SWEDEN	4	.377	138	50	52	9	2	1	34	21	10-14	AXELSSON Par-SWE	9
SLOVAKIA	4	.317	139	40	44	7	2	3	26	34	20-21	KLARBERG Johan-SWE	8
LITHUANIA	3	.293	99	38	29	6	0	4	28	14	34-36	4 tied with 7 hit(s)	
POLAND	4	.230	113	38	26	3	1	3	23	30	23-26		
HUNGARY	3	.178	73	8	13	3	0	1	16	25	17-19	RUNS SCORED	
Totals	9	.292	562	174	164	28	5	12	127	124	104-116	AXELSSON Par-SWE	12
TEAM PITCHING												HITS	
TEAM	G	ERA	W	L	Sv	IP	H	R	ER	BB	SO		
LITHUANIA	3	3.60	3	0	0	25.0	17	15	10	24	30	HOG Lund Johan-SWE	8
SLOVAKIA	4	6.19	3	1	1	32.0	36	27	22	21	24	DANKOVSKIS Arunas-LTU	8
POLAND	4	7.00	2	2	0	27.0	32	30	21	26	30	SINKUNAS Evaldas-LTU	8
SWEDEN	4	7.45	1	3	0	29.0	40	42	24	29	27	3 tied with 7 run(s) scored	
HUNGARY	3	15.28	0	3	0	17.2	39	60	30	27	13	RUNS BATTED IN	
Totals	9	7.37	9	9	1	130.2	164	174	107	127	124	MATUSZEWSKI Bartos-POL	10
TEAM FIELDING												HITS	
TEAM	G	PO	A	E	Pct	DP	PB	SBA-ATT					
SLOVAKIA	4	96	37	9	.937	1	1	28-30					
POLAND	4	81	38	10	.922	3	1	21-22					
LITHUANIA	3	75	44	10	.922	1	4	9-15					
SWEDEN	4	87	41	15	.895	3	0	26-29					
HUNGARY	3	53	28	20	.802	0	2	20-20					
Totals	9	392	188	64	.901	8	8	104-116					
INDIVIDUAL BATTING												TRIPLES	
Minimum 8 plate appearances													
Player	G	Avg	AB	R	H	RBI	2B	3B	HR	BB			
AXELSSON Par-SWE	4	.643	14	12	9	7	2	1	1	5	AXELSSON Par-SWE	1	
BLOMKVIST Ricard-SWE	4	.538	13	5	7	6	0	1	0	2	VALKOVIC Michal-SVK	1	
KLARBERG Johan-SWE	4	.500	16	3	8	4	1	0	0	2	IZOLD Jakub-SVK	1	
PASZTOR Domokos-HUN	3	.500	6	2	3	2	0	0	1	5	BLOMKVIST Ricard-SWE	1	
NEVERAUSKAS Dovyda-LTU	2	.500	6	1	3	5	1	0	0	2	PNIEWSKI Mateusz-POL	1	
SINKUNAS Evaldas-LTU	3	.462	13	8	6	5	2	0	2	1	HOME RUNS		
TRNIK Tomas-SVK	3	.455	11	6	5	0	0	0	0	2	MATUSZEWSKI Bartos-POL	2	
MULARCZYK Przemys-POL	4	.417	12	7	5	4	0	0	0	2	SINKUNAS Evaldas-LTU	2	
HOG Lund Johan-SWE	4	.412	17	8	7	2	3	0	0	3	KOLLAR Jakub-SVK	2	
VALKOVIC Michal-SVK	4	.412	17	3	7	6	2	1	0	1	6 tied with 1 home run(s)		
VILBIKAS Deividas-LTU	3	.400	10	0	4	1	1	0	0	2	TOTAL BASES		
PNIEWSKI Mateusz-POL	3	.400	10	3	4	5	0	1	1	1	AXELSSON Par-SWE	16	
DANKOVSKIS Arunas-LTU	3	.400	10	8	4	6	0	0	1	3	SINKUNAS Evaldas-LTU	14	
CHUDACIK Ondrej-SVK	4	.389	18	6	7	3	0	0	0	2	MATUSZEWSKI Bartos-POL	13	
MATUSZEWSKI Bartos-POL	4	.385	13	3	5	10	2	0	2	0	KOLLAR Jakub-SVK	11	
KAPUSTA Boris-SVK	2	.375	8	2	3	0	1	0	0	1	VALKOVIC Michal-SVK	11	
JOHNSON Daniel-SWE	4	.375	8	5	3	3	0	0	0	6	STOLEN BASES		
RADVANYI Tamas-HUN	3	.364	11	2	4	1	0	0	0	0	SB-ATT		
KAPUSTA Marek-SVK	4	.333	15	2	5	4	1	0	0	2	DANKOVSKIS Arunas-LTU	11-11	
IZOLD Jakub-SVK	4	.333	15	7	5	3	2	1	0	5	MULARCZYK Przemys-POL	7-7	
INDIVIDUAL PITCHING												STRIKEOUTS	
Minimum 2 IP													
Player	App	ERA	W-L	Sv	IP	H	R	ER	BB	SO			
SINKUNAS Evaldas-LTU	2	0.00	1-0	0	7.0	2	4	0	3	14	SINKUNAS Evaldas-LTU	7.0	
PRADELA Lukasz-POL	1	0.00	1-0	0	6.0	4	0	0	2	8	WIKSTROM-MATSPERS-SWE	10.1	
OKASA Jakub-SVK	1	0.00	1-0	0	5.0	1	0	0	6	9	OKASA Jakub-SVK	5.0	
BAREIKA Kasparas-LTU	2	0.00	0-0	0	4.0	4	0	0	1	2	LAPCZYK Karol-POL	5.2	
NEVERAUSKAS Dovyda-LTU	1	0.00	1-0	0	4.0	2	1	0	6	5	PRADELA Lukasz-POL	6.0	
LUNDSTROM Edvin-SWE	2	0.00	0-0	0	2.0	2	0	0	2	0			
LAPCZYK Karol-POL	2	1.59	1-0	0	5.2	8	2	1	1	8			
TAKACS Laszlo-HUN	1	2.45	0-0	0	3.2	4	2	1	4	0			
BYSTROM Pontus-SWE	1	3.00	0-0	0	3.0	3	1	1	0	2			
MUSTOS Mate-HUN	2	4.50	0-0	0	2.0	2	5	1	1	0			
STRAPKO Martin-SVK	1	5.00	1-0	0	9.0	10	6	5	2	7			
SZIEJKA Pawel-POL	2	5.06	0-0	0	5.1	4	5	3	7	4			
RAUPENAS Justinas-LTU	2	5.40	0-0	0	5.0	5	3	3	3	4			
VILIMAS Robertas-LTU	1	6.00	1-0	0	3.0	3	2	2	4	3			
WIKSTROM-MATSPERS-SWE	2	6.10	1-1	0	10.1	10	8	7	6	11			



Abbreviations

HITTING	FIELDING
2B Doubles	A Assists
3B Triples	C Chances
AB At bats	CI Catcher's interference
AVG Batting average	CSB Caught stealing by (pitcher and catcher)
BB Base on balls	DPs Double plays participated in
GPD Grounded into double plays	E Errors
GP / GS Games played / Games started	FLD% Fielding percentage
H Base hits	PB Passed balls (catcher)
HBP Hit by pitch	PO Putouts
HR Home runs	SBA Stolen bases allowed (pitcher and catcher)
IBB Intentional base on balls	SBA% Stolen bases against percentage (pitcher and catcher)
OB% On base percentage	
R Runs scored	
RBI Runs batted in	
SB / ATT Stolen bases / Stolen bases attempts	
SF Sacrifice flies	
SH Sacrifice hits	
SLG% Slugging percentage	
SO Strikeouts	
TB Total bases	
PITCHING	ANALYSIS STATISTICS
2B Doubles allowed	vs Left Avg against left-handed pitchers
3B Triples allowed	vs Right Avg against right-handed pitchers
AB At bats	rch by leadoff Avg when leading off an inning
APP / GS Apperances / Game starts	with 2 outs Avg when batting with 2 outs
B/Avg Opponent batting average	w/runners on Avg when batting with runners on base
BB Base on balls allowed	w/bases empty Avg when batting with bases empty
BF Batters faced	RBI ops Avg when batting with runners on 2nd or 3rd base
IBB Intentional base on balls allowed	Gnd out Number of ground outs (includes SACs, but not errors)
BK Balk	Fly out Number of fly outs (includes SFs, but not errors)
CG Complete games	Fly / Gnd Fly outs to ground outs ratio
ER Earned runs allowed	pinch hitting Avg as pinch hitter
ERA Earned run average	with runners in scoring pos Avg when batting with runners in scoring positions
FO Fly outs	w/rnr on 3rd and LT 2 outs Avg when batting with runner on third base and less than 2 outs
GO Ground outs	with 2 outs Avg when batting with 2 outs
H Hits allowed	2 out rbi Runs batted in with 2 outs
HBP Hit by pitch	success advancing rnr Success advancing runners
HR Home runs allowed	#rnr adv w/out Number of times batter made an out and advanced at least 1 runner
IP Innings played	rnr lob Number of runners left on base by last batter of inning
R Runs allowed	rch err Reach first base on error
SFA Sacrifice flies allowed	rch fc Reach first base on fielder's choice
SHA Sacrifice hits allowed	kl Strikeouts look
SHO/CHO Shutouts / Combination shutouts	
SO Strikeouts	
SV Saves	
W/L Wins/Losses	
WP Wild pitches	