



# Qualifier EUROPEAN Championship SENIORS '11

ANTWERP, BELGIUM • 25<sup>th</sup> / 30<sup>th</sup> JULY



**Daily Report 3  
wednesday**

## Officials

### Technical Commission

#### Delegate:



 Jean Marie Meurant (FRA)

Mobile: +33 (609) 264581

E-Mail: [meurant@baseballeurope.com](mailto:meurant@baseballeurope.com)

#### Commissioner:


 Fred van Groningen (NED)

### Umpires

 Patrick Baeyens (BEL)

 Ilgvars Ebels (LAT)

 Juraj Jankovic (SVK)

 Tomas Brezowsky (AUT)

 Jean Luc Rose (BEL)


 Marcin Szmid (POL)

### Scorekeepers

 Marina Baert (BEL)

 Patsy Michielsen (BEL)

 Marleen Verbist (BEL)

 Karen Vischschoonmaker (BEL)

 Edith Wagemans (BEL)

### Statistics

 Rienette Hamers (NED)



# Qualifier EUROPEAN Championship SENIORS '11

ANTWERP, BELGIUM • 25<sup>th</sup> / 30<sup>th</sup> JULY



## Teams

Austria

Belgium

Latvia

Poland

Slovakia

## Schedule

Game	At time	Ballpark	Pool	Home team	Visiting team	Final Score	Inn.
Monday 25th July							
1	14:00	Hoboken	A	Poland	Slovakia	5 - 10	
2	18:30	Hoboken	A	Belgium	Austria	11 - 0	7
Tuesday 26th July							
3	14:00	Hoboken	A	Latvia	Austria	2 - 9	
4	18:30	Hoboken	A	Slovakia	Belgium	7 - 10	
Wednesday 27th July							
5	14:00	Hoboken	A	Poland	Latvia	-	
6	18:30	Hoboken	A	Austria	Slovakia	-	
Thursday 28th July							
7	14:00	Hoboken	A	Austria	Poland	-	
8	18:30	Hoboken	A	Latvia	Belgium	-	
Friday 29th July							
9	14:00	Hoboken	A	Slovakia	Latvia	-	
10	18:30	Hoboken	A	Belgium	Poland	-	
Saturday 30th July							
11	12:00	Hoboken	Fi	:: N.1 ::	:: N.2 ::	-	
12	16:00*	Hoboken	Fi	:: N.2 ::	:: N.1 ::	-	

\* 3rd game if needed








# Qualifier EUROPEAN Championship SENIORS '11

ANTWERP, BELGIUM • 25<sup>th</sup> / 30<sup>th</sup> JULY



## Standing Pool A

Pos	Team	GP	WO	LO	AVG	GB
1	 Belgium	2	2	0	1.000	0
2	 Slovakia	2	1	1	0.500	1
3	 Austria	2	1	1	0.500	1
4	 Poland	1	0	1	0.000	1
5	 Latvia	1	0	1	0.000	1



# Qualifier EUROPEAN Championship SENIORS '11

ANTWERP, BELGIUM • 25<sup>th</sup> / 30<sup>th</sup> JULY



## Game Summary 3

	<b>Latvia - Austria</b>	
--	-------------------------	--

Jul 26, 2011 at Hoboken (Pioneers)

AUSTRIA 9																				
Player	AB	R	H	BI	2B	3B	HR	BB	SB	CS	HP	SH	SF	SO	IBB	KL	GDP	PO	A	E
TOMSICH cf	4	4	2	0	0	0	0	1	0	0	1	0	0	0	0	0	0	3	0	0
SEISER ss	4	1	1	0	0	0	0	2	0	0	0	0	0	0	1	0	1	1	1	0
KLINC rf	3	2	1	3	0	0	0	3	1	0	0	0	0	0	0	0	0	0	0	0
CICHOCKI dh/1b	5	0	2	3	0	0	0	1	0	0	0	0	0	0	0	0	0	0	0	0
RABENGRUBER lf	3	0	0	1	0	0	0	2	0	0	1	0	0	1	0	0	0	2	0	0
RAUCH 1b/p	3	0	1	0	0	0	0	1	1	0	1	0	0	1	0	0	0	6	0	0
SCHERMER 2b	3	0	1	1	0	0	0	0	0	0	0	0	0	0	0	0	0	1	0	0
SALZMANN 3b	2	0	0	0	0	0	0	0	0	0	0	0	0	0	0	0	1	4	1	0
GRAF c	3	2	0	0	0	0	0	2	0	0	0	0	0	0	0	0	0	8	0	0
HACKL 3b/2b	4	0	1	0	0	0	0	1	0	1	0	0	0	1	0	0	0	2	2	0
HUSTY p	0	0	0	0	0	0	0	0	0	0	0	0	0	0	0	0	0	0	2	0
LOEFFLER p	0	0	0	0	0	0	0	0	0	0	0	0	0	0	0	0	0	0	0	0
Totals.....	34	9	9	8	0	0	0	13	2	1	3	0	0	3	1	0	2	27	6	0

LATVIA 2																				
Player	AB	R	H	BI	2B	3B	HR	BB	SB	CS	HP	SH	SF	SO	IBB	KL	GDP	PO	A	E
ANSONS 2b	4	0	0	0	0	0	0	0	0	0	0	0	0	1	0	0	0	10	6	2
GUTMANIS c	2	0	0	0	0	0	0	0	0	0	0	0	0	1	0	1	0	1	0	0
KRAPANS c	2	0	0	0	0	0	0	0	0	0	0	0	0	1	0	0	0	3	2	1
ALEKSEJEVS cf	4	0	1	0	0	0	0	0	0	0	0	0	0	1	0	1	0	2	0	0
DUSELIS K 3b	2	1	0	0	0	0	0	1	1	0	0	0	0	0	0	0	0	1	1	0
ERTNERS 3b	0	0	0	0	0	0	0	1	0	0	0	0	0	0	0	0	0	0	0	0
UPENIEKS dh/p	3	0	1	1	0	0	0	0	0	0	0	0	0	0	0	0	0	1	0	0
KNOPKENS 1b	1	0	0	0	0	0	0	0	0	0	0	0	0	0	0	0	0	0	0	0
RIMICANS lf	2	0	1	0	0	0	0	0	0	0	0	0	0	1	0	0	0	1	0	0
STASUNS pr/lf	1	1	0	0	0	0	0	0	1	0	0	0	0	0	0	0	0	0	0	0
GEIDA lf	0	0	0	0	0	0	0	1	0	0	0	0	0	0	0	0	0	0	0	0
DUSELIS J 1b/p	4	0	0	0	0	0	0	0	0	0	0	0	0	1	0	0	0	6	1	0
SAMOILOVS rf	0	0	0	0	0	0	0	1	1	0	0	0	0	0	0	0	0	0	0	0
ARBIDANS rf	3	0	0	0	0	0	0	0	0	0	0	0	0	1	0	1	0	0	0	0
SKRASTINS ss	3	0	1	1	0	0	0	0	1	0	0	0	0	0	0	0	0	1	5	0
DOVEIKA p	0	0	0	0	0	0	0	0	0	0	0	0	0	0	0	0	0	0	0	0
STRUBERGS p	0	0	0	0	0	0	0	0	0	0	0	0	0	0	0	0	0	0	0	0
REKSNIS p	0	0	0	0	0	0	0	0	0	0	0	0	0	0	0	0	0	1	0	0
Totals.....	31	2	4	2	0	0	0	4	4	0	0	0	0	7	0	3	0	27	15	3

AUSTRIA		IP	H	R	ER	BB	SO	WP	HB	BK	IBB	SH	SF	CI	2B	3B	HR	AB	BF	FO	GO
HUSTY w		5.0	2	1	1	2	4	0	0	0	0	0	0	0	0	0	0	17	19	4	7
LOEFFLER		3.1	2	1	1	2	1	0	0	0	0	0	0	0	0	0	0	12	14	8	1
RAUCH		0.2	0	0	0	0	2	0	0	0	0	0	0	0	0	0	0	2	2	0	0

LATVIA		IP	H	R	ER	BB	SO	WP	HB	BK	IBB	SH	SF	CI	2B	3B	HR	AB	BF	FO	GO
DOVEIKA L		1.1	1	6	6	8	0	2	1	2	0	0	0	0	0	0	0	5	14	2	2
STRUBERGS		0.2	1	0	0	0	1	0	0	0	0	0	0	0	0	0	0	3	3	0	1
REKSNIS		4.0	6	3	2	3	1	1	2	0	1	0	0	0	0	0	0	18	23	3	6
UPENIEKS		2.0	1	0	0	1	0	0	0	0	0	0	0	0	0	0	0	5	6	2	2
DUSELIS J		1.0	0	0	0	1	1	0	0	0	0	0	0	0	0	0	0	3	4	1	1

Umpires - HP: SZMID Marcin (POL) 1B: ROSE Jean Luc (BEL) 3B: BAEYENS

Patrick(BEL) Start: 13:30 Time: 2:41 Attendance: 60

Weather: Cloudy Game notes: Scorers/Data Entry : MICHELSSEN Patsy(BEL), VERBIST Marleen(BEL), HAMERS Rienette(NED)

TC : MEURANT Jean Marie(FRA), GRONINGEN van Fred(NED)

Game: 03



# Qualifier EUROPEAN Championship SENIORS '11

ANTWERP, BELGIUM • 25<sup>th</sup> / 30<sup>th</sup> JULY



## Game Summary 4



Slovakia - Belgium



BELGIUM 10, SLOVAKIA 7 ; Jul 26, 2011 at Hoboken

### BELGIUM 10

Player	AB	R	H	BI	2B	3B	HR	BB	SB	CS	HP	SH	SF	SO	IBB	KL	GDP	PO	A	E
RIBBENS 2b	3	1	1	0	0	0	0	2	2	0	0	1	0	0	0	0	0	1	2	0
GIORGIADIS ss	5	1	2	2	0	0	0	0	0	0	0	0	1	0	0	0	0	2	5	0
LANNOY cf	4	2	1	0	0	0	0	2	0	0	0	0	0	0	0	0	0	1	0	0
HEYRMAN dh	5	1	1	0	0	0	0	1	0	0	0	0	0	0	0	0	1	0	0	0
VISCHSCHOONM lf	1	0	0	0	0	0	0	2	0	0	0	0	0	0	0	0	0	2	0	0
HERSSENS ph/lf	1	0	0	1	0	0	0	1	0	0	0	0	0	0	0	0	0	0	0	0
VERHEYLEWEGH 1b	3	1	2	1	0	0	0	2	1	0	0	0	0	0	0	0	0	13	0	0
VANTHILLO rf	3	0	0	1	0	0	0	1	0	0	0	1	0	2	0	0	0	3	0	0
QUINT 3b	3	2	1	1	1	0	0	2	0	0	0	0	0	0	0	0	0	0	4	0
ROEVENS K c	3	2	2	1	0	0	0	2	1	0	0	0	0	0	0	0	0	5	1	0
GONTIER p	0	0	0	0	0	0	0	0	0	0	0	0	0	0	0	0	0	0	2	0
SEL p	0	0	0	0	0	0	0	0	0	0	0	0	0	0	0	0	0	0	0	0
BRANDEN p	0	0	0	0	0	0	0	0	0	0	0	0	0	0	0	0	0	0	0	0
Totals.....	31	10	10	7	1	0	0	15	4	0	0	2	1	2	0	0	1	27	14	0

### SLOVAKIA 7

Player	AB	R	H	BI	2B	3B	HR	BB	SB	CS	HP	SH	SF	SO	IBB	KL	GDP	PO	A	E
HORACEK lf	5	0	0	0	0	0	0	0	0	0	0	0	0	1	0	0	1	1	0	1
MIKUS 2b	3	2	1	0	0	0	0	2	0	0	0	0	0	0	0	0	0	4	3	0
BISKOROVNJNY cf	4	1	1	0	0	0	0	1	0	0	0	0	0	1	0	0	0	3	0	0
BOSY rf	4	1	2	1	0	0	0	0	0	1	0	0	0	0	0	0	0	3	0	0
RAUTNER dh	3	1	0	1	0	0	0	1	0	0	0	0	0	0	0	0	0	0	0	0
KUZMA 1b	3	1	0	0	0	0	0	0	0	0	1	0	0	0	0	0	0	10	2	2
JABLONKA ss	4	1	2	2	0	0	0	0	0	0	0	0	0	1	0	0	0	1	4	0
BRUNEGRAF 3b	3	0	0	0	0	0	0	1	0	0	0	0	0	2	0	0	0	2	4	0
JANKOVIC c	3	0	1	2	1	0	0	1	0	0	0	0	0	0	0	0	0	2	0	0
TESLIK p	0	0	0	0	0	0	0	0	0	0	0	0	0	0	0	0	0	0	1	4
NOGA p	0	0	0	0	0	0	0	0	0	0	0	0	0	0	0	0	0	0	1	0
PROCHACZKA p	0	0	0	0	0	0	0	0	0	0	0	0	0	0	0	0	0	0	0	0
ESMIR p	0	0	0	0	0	0	0	0	0	0	0	0	0	0	0	0	0	0	0	0
LUKACKA p	0	0	0	0	0	0	0	0	0	0	0	0	0	0	0	0	0	0	1	0
Totals.....	32	7	7	6	1	0	0	6	0	1	1	0	0	5	0	0	1	27	19	3

BELGIUM IP H R ER BB SO WP HB BK IBB SH SF CI 2B 3B HR AB BF FO GO

GONTIER	6.0	2	2	2	3	3	0	0	0	0	0	0	0	0	0	0	0	18	21	5	8
SEL	0.1	2	3	3	1	0	0	0	0	0	0	0	0	0	0	0	0	3	4	0	1
BRANDEN W	2.2	3	2	2	2	2	1	1	0	0	0	0	0	0	1	0	0	11	14	3	3

SLOVAKIA IP H R ER BB SO WP HB BK IBB SH SF CI 2B 3B HR AB BF FO GO

TESLIK	5.0	4	0	0	7	0	1	0	0	0	1	0	0	0	0	0	0	15	23	6	6
NOGA	2.2	3	4	0	2	1	0	0	0	0	0	0	0	0	1	0	0	10	12	2	3
PROCHACZKA L	0.0	2	4	4	4	0	0	0	0	0	0	0	0	0	0	0	0	2	6	0	0
ESMIR	0.1	0	1	1	2	1	0	0	0	0	0	0	0	0	0	0	0	1	3	0	0
LUKACKA	1.0	1	1	1	0	0	0	0	0	0	0	1	1	0	0	0	0	3	5	1	2

Umpires - HP: BREZOWSKI Tomas(AUT) 1B: EBELS Ilgvars (LAT) 3B: JANKOVIC Juraj (SVK) Start: 18:00 Time: 3:35 Attendance: 145

Weather: Cloudy Game notes: Scorers/Data Entry: BAERT Marina(BEL), VISCHSCHOONMAKER Karen(BEL), HAMERS Rienette(NED) TC:MEURANT Jean Marie(FRA), GRONINGEN van Fred(NED)  
 TESLIK faced 1 batter in the 6th.  
 GONTIER faced 2 batters in the 7th.  
 PROCHACZKA faced 6 batters in the 8th.  
 ESMIR faced 1 batter in the 9th.  
 Game: 04





# Qualifier EUROPEAN Championship SENIORS '11

ANTWERP, BELGIUM • 25<sup>th</sup> / 30<sup>th</sup> JULY



## Teams' stats

	<b>Austria</b>	<b>AUT</b>
--	----------------	------------

Overall Statistics for AUSTRIA (as of Jul 27, 2011)  
(All games Sorted by Batting avg)

record: 1-1

Player	AVG	GP-GS	AB	R	H	2B	3B	HR	RBI	TB	SLG%	BB	HBP	SO	GDP	OB%	SF	SH	SB-ATT	PO	A	E	FLD%
20 SCHERMER Tobias...	.333	2-2	6	0	2	0	0	0	1	2	.333	0	0	0	0	.333	0	0	0-0	1	3	3	.571
22 SEISER Claus.....	.333	2-2	6	1	2	0	0	0	0	2	.333	2	0	0	1	.500	0	0	0-0	3	1	0	1.000
18 TOMSICH Christian	.333	2-2	6	4	2	0	0	0	0	2	.333	2	1	0	0	.556	0	0	0-0	3	0	0	1.000
39 KLINC Gregor.....	.333	2-2	6	2	2	0	0	0	3	2	.333	3	0	2	0	.556	0	0	1-1	5	0	0	1.000
32 CICHOCKI Clemens.	.286	2-2	7	0	2	0	0	0	3	2	.286	1	0	0	0	.375	0	0	0-0	0	0	0	.000
34 RAUCH Lutz.....	.167	2-2	6	0	1	0	0	0	0	1	.167	1	1	2	0	.375	0	0	1-1	7	2	0	1.000
35 RABENGRUBER Marti	.000	1-1	3	0	0	0	0	0	1	0	.000	2	1	1	0	.500	0	0	0-0	2	0	0	1.000
23 SCHRITTWIESER Tho	1.000	1-0	1	0	1	0	0	0	0	1	1.000	0	0	0	0	1.000	0	0	0-0	0	1	0	1.000
16 HACKL Moritz.....	.250	1-1	4	0	1	0	0	0	0	1	.250	1	0	1	0	.400	0	0	0-1	2	2	0	1.000
36 SALZMANN Benjamin	.000	2-1	5	0	0	0	0	0	0	0	.000	0	0	1	1	.000	0	0	0-0	11	1	1	.923
17 GRAF Stefan.....	.000	1-1	3	2	0	0	0	0	0	0	.000	2	0	0	0	.400	0	0	0-0	8	0	0	1.000
8 LOEFFLER Dominik.	.000	1-1	3	0	0	0	0	0	0	0	.000	0	0	0	0	.000	0	0	0-0	1	1	0	1.000
24 FERAK Peter.....	.000	1-1	3	0	0	0	0	0	0	0	.000	0	0	1	0	.000	0	0	0-0	2	0	1	.667
Totals.....	.220	2-2	59	9	13	0	0	0	8	13	.220	14	3	8	2	.395	0	0	2-3	45	13	5	.921
Opponents.....	.237	2-2	59	13	14	0	0	0	10	14	.237	11	0	9	0	.352	1	1	7-7	48	20	3	.958

LOB - Team (19), Opp (14). DPs turned - Team (0), Opp (3). IBB - Team (1), SEISER 1.

(All games Sorted by Earned run avg)

Player	ERA	W-L	APP	GS	CG	SHO/CBO	SV	IP	H	R	ER	BB	SO	2B	3B	HR	AB	B/Avg	WP	HBP	BK	SFA	SHA
11 HUSTY Benjamin...	1.80	1-0	1	1	0	0/0	0	5.0	2	1	1	2	4	0	0	0	17	.118	0	0	0	0	0
8 LOEFFLER Dominik.	2.70	0-0	1	0	0	0/0	0	3.1	2	1	1	2	1	0	0	0	12	.167	0	0	0	0	0
32 CICHOCKI Clemens.	6.75	0-0	1	0	0	0/0	0	2.2	6	8	2	3	1	0	0	0	14	.429	1	0	0	1	1
37 ASTL Paul.....	9.00	0-1	1	1	0	0/0	0	2.0	4	3	2	3	0	0	0	0	10	.400	0	0	0	0	0
23 SCHRITTWIESER Tho	0.00	0-0	1	0	0	0/0	0	1.1	0	0	0	1	1	0	0	0	4	.000	0	0	0	0	0
34 RAUCH Lutz.....	0.00	0-0	1	0	0	0/0	0	0.2	0	0	0	0	2	0	0	0	2	.000	0	0	0	0	0
Totals.....	3.60	1-1	2	2	0	0/0	0	15.0	14	13	6	11	9	0	0	0	59	.237	1	0	0	1	1
Opponents.....	4.50	1-1	2	2	1	1/0	0	16.0	13	9	8	14	8	0	0	0	59	.220	3	3	2	0	0

PB - Team (1), FERAK 1. SBA/ATT - GRAF (4-4), HUSTY (3-3), FERAK (3-3), ASTL (2-2), LOEFFLER (1-1), CICHOCKI (1-1).  
<page>

Qualifier European Championship Seniors  
Overall Statistics for AUSTRIA (as of Jul 27, 2011)  
(All games Sorted by Fielding pct)

Player	C	PO	A	E	FLD%	Dps	SBA	CSB	SBA%	PB	CI
34 RAUCH Lutz.....	9	7	2	0	1.000	0	0	0	---	0	0
17 GRAF Stefan.....	8	8	0	0	1.000	0	4	0	1.000	0	0
39 KLINC Gregor.....	5	5	0	0	1.000	0	0	0	---	0	0
22 SEISER Claus.....	4	3	1	0	1.000	0	0	0	---	0	0
16 HACKL Moritz.....	4	2	2	0	1.000	0	0	0	---	0	0
18 TOMSICH Christian	3	3	0	0	1.000	0	0	0	---	0	0
8 LOEFFLER Dominik.	2	1	1	0	1.000	0	1	0	1.000	0	0
11 HUSTY Benjamin...	2	0	2	0	1.000	0	3	0	1.000	0	0
35 RABENGRUBER Marti	2	2	0	0	1.000	0	0	0	---	0	0
23 SCHRITTWIESER Tho	1	0	1	0	1.000	0	0	0	---	0	0
36 SALZMANN Benjamin	13	11	1	1	.923	0	0	0	---	0	0
24 FERAK Peter.....	3	2	0	1	.667	0	3	0	1.000	1	0
20 SCHERMER Tobias..	7	1	3	3	.571	0	0	0	---	0	0
37 ASTL Paul.....	0	0	0	0	.000	0	2	0	1.000	0	0
32 CICHOCKI Clemens.	0	0	0	0	.000	0	1	0	1.000	0	0
Totals.....	63	45	13	5	.921	0	7	0	1.000	1	0
Opponents.....	71	48	20	3	.958	3	2	1	.667	0	0

Hitting minimums - 1 Games 1.0 AB/Game 2.7 TPA/Game  
Pitching minimums - 1 Games 1.0 IP/Game



# Qualifier EUROPEAN Championship SENIORS '11

ANTWERP, BELGIUM • 25<sup>th</sup> / 30<sup>th</sup> JULY



## Teams' stats

	<b>Belgium</b>	<b>BEL</b>
--	----------------	------------

Overall Statistics for BELGIUM (as of Jul 27, 2011)  
(All games Sorted by Batting avg)

record: 2-0

Player	AVG	GP-GS	AB	R	H	2B	3B	HR	RBI	TB	SLG%	BB	HBP	SO	GDP	OB%	SF	SH	SB-ATT	PO	A	E	FLD%
3 LANNOY De Steven.	.500	2-2	8	5	4	0	0	0	1	4	.500	2	0	0	0	.600	0	0	0-0	3	0	0	1.000
24 VERHEYLEWEGHEN Ja	.400	2-2	5	1	2	0	0	0	2	2	.400	3	0	0	0	.556	1	0	1-1	17	0	0	1.000
14 VISCHSCHOONMAKER.	.400	2-2	5	1	2	0	0	0	4	2	.400	2	0	0	0	.571	0	0	1-1	5	0	0	1.000
7 RIBBENS Dennis...	.375	2-2	8	2	3	0	0	0	0	3	.375	2	0	1	0	.500	0	1	3-3	3	4	0	1.000
23 ROEVENS Kevin....	.333	2-2	6	2	2	0	0	0	1	2	.333	3	0	1	0	.556	0	0	1-1	11	1	0	1.000
32 GIORGIADIS Randy.	.333	2-2	6	4	2	0	0	0	2	2	.333	2	0	0	0	.444	1	1	1-1	5	7	0	1.000
20 QUINT De Dennis..	.333	2-2	6	3	2	1	0	0	1	3	.500	3	0	0	0	.556	0	0	0-0	0	5	0	1.000
28 HEYRMAN Hans.....	.222	2-2	9	2	2	0	0	0	2	2	.222	1	0	0	1	.300	0	0	0-0	0	0	0	1.000
21 VANTILLO Nick...	.200	2-2	5	1	1	0	0	0	1	1	.200	3	0	2	0	.500	0	1	0-0	4	0	0	1.000
-----																							
22 HERSSENS David...	.000	1-0	1	0	0	0	0	0	1	0	.000	1	0	0	0	.500	0	0	0-0	0	0	0	.000
Totals.....	.339	2-2	59	21	20	1	0	0	15	21	.356	22	0	4	1	.506	2	3	7-7	48	19	0	1.000
Opponents.....	.193	2-2	57	7	11	1	0	0	6	12	.211	7	1	10	1	.292	0	0	0-1	45	26	8	.899

LOB - Team (20), Opp (10). DPs turned - Team (1), Opp (1). Picked off - VERHEYLEWEGH 1, LANNOY 1, ROEVENS K 1.

(All games Sorted by Earned run avg)

Player	ERA	W-L	APP	GS	CG	SHO/CBO	SV	IP	H	R	ER	BB	SO	2B	3B	HR	AB	B/Avg	WP	HBP	BK	SFA	SHA
11 ANTONACCI Terrenc	0.00	1-0	1	1	1	1/0	0	7.0	4	0	0	1	5	0	0	0	25	.160	0	0	0	0	0
17 GONTIER Yannick..	3.00	0-0	1	1	0	0/0	0	6.0	2	2	2	3	3	0	0	0	18	.111	0	0	0	0	0
27 BRANDEN VD Kenny.	6.75	1-0	1	0	0	0/0	0	2.2	3	2	2	2	2	1	0	0	11	.273	1	1	0	0	0
-----																							
13 SEL Yannick.....	81.00	0-0	1	0	0	0/0	0	0.1	2	3	3	1	0	0	0	0	3	.667	0	0	0	0	0
Totals.....	3.94	2-0	2	2	1	1/0	0	16.0	11	7	7	7	10	1	0	0	57	.193	1	1	0	0	0
Opponents.....	3.60	0-2	2	2	0	0/0	0	15.0	20	21	6	22	4	1	0	0	59	.339	2	0	0	2	3

PB - Team (0), Opp (2). Pickoffs - Team (0), Opp (2). SBA/ATT - GONTIER (0-1), ROEVENS K (0-1).  
<page>

Qualifier European Championship Seniors  
Overall Statistics for BELGIUM (as of Jul 27, 2011)  
(All games Sorted by Fielding pct)

Player	C	PO	A	E	FLD%	Dps	SBA	CSB	SBA%	PB	CI
24 VERHEYLEWEGHEN Ja	17	17	0	0	1.000	1	0	0	---	0	0
23 ROEVENS Kevin....	12	11	1	0	1.000	0	0	1	.000	0	0
32 GIORGIADIS Randy.	12	5	7	0	1.000	1	0	0	---	0	0
7 RIBBENS Dennis...	7	3	4	0	1.000	1	0	0	---	0	0
14 VISCHSCHOONMAKER.	5	5	0	0	1.000	0	0	0	---	0	0
20 QUINT De Dennis..	5	0	5	0	1.000	0	0	0	---	0	0
21 VANTILLO Nick...	4	4	0	0	1.000	0	0	0	---	0	0
3 LANNOY De Steven.	3	3	0	0	1.000	0	0	0	---	0	0
17 GONTIER Yannick..	2	0	2	0	1.000	0	0	1	.000	0	0
13 SEL Yannick.....	0	0	0	0	.000	0	0	0	---	0	0
28 HEYRMAN Hans.....	0	0	0	0	.000	0	0	0	---	0	0
22 HERSSENS David...	0	0	0	0	.000	0	0	0	---	0	0
27 BRANDEN VD Kenny.	0	0	0	0	.000	0	0	0	---	0	0
11 ANTONACCI Terrenc	0	0	0	0	.000	0	0	0	---	0	0
Totals.....	67	48	19	0	1.000	1	0	1	.000	0	0
Opponents.....	79	45	26	8	.899	1	7	0	1.000	2	0

Hitting minimums - 1 Games 1.0 AB/Game 2.7 TPA/Game  
Pitching minimums - 1 Games 1.0 IP/Game





# Qualifier EUROPEAN Championship SENIORS '11

ANTWERP, BELGIUM • 25<sup>th</sup> / 30<sup>th</sup> JULY



## Teams' stats

	<b>Latvia</b>	<b>LAT</b>
--	---------------	------------

Overall Statistics for LATVIA (as of Jul 27, 2011)  
(All games Sorted by Batting avg)

record: 0-1

Player	AVG	GP-GS	AB	R	H	2B	3B	HR	RBI	TB	SLG%	BB	HBP	SO	GDP	OB%	SF	SH	SB-ATT	PO	A	E	FLD%
2 UPENIEKS Janis...	.333	1-1	3	0	1	0	0	0	1	1	.333	0	0	0	0	.333	0	0	0-0	1	0	0	1.000
8 SKRASTINS Agris..	.333	1-1	3	0	1	0	0	0	1	1	.333	0	0	0	0	.333	0	0	1-1	1	5	0	1.000
77 ALEKSEJEVS Igors.	.250	1-1	4	0	1	0	0	0	0	1	.250	0	0	1	0	.250	0	0	0-0	2	0	0	1.000
6 ANSONS Andis.....	.000	1-1	4	0	0	0	0	0	0	0	.000	0	0	1	0	.000	0	0	0-0	10	6	2	.889
5 DUSELIS Janis....	.000	1-1	4	0	0	0	0	0	0	0	.000	0	0	1	0	.000	0	0	0-0	6	1	0	1.000
45 ARBIDANS Martins.	.000	1-0	3	0	0	0	0	0	0	0	.000	0	0	1	0	.000	0	0	0-0	0	0	0	.000
3 DUSELIS Kristaps.	.000	1-1	2	1	0	0	0	0	0	0	.000	1	0	0	0	.333	0	0	1-1	1	1	0	1.000
-----																							
51 RIMCANS Ritvars..	.500	1-1	2	0	1	0	0	0	0	1	.500	0	0	1	0	.500	0	0	0-0	1	0	0	1.000
25 GUTMANIS Andris..	.000	1-1	2	0	0	0	0	0	0	0	.000	0	0	1	0	.000	0	0	0-0	1	0	0	1.000
1 KRAPANS Kalvis...	.000	1-0	2	0	0	0	0	0	0	0	.000	0	0	1	0	.000	0	0	0-0	3	2	1	.833
9 KNOPKENS Arturs..	.000	1-0	1	0	0	0	0	0	0	0	.000	0	0	0	0	.000	0	0	0-0	0	0	0	.000
18 STASUNS Nikita...	.000	1-0	1	1	0	0	0	0	0	0	.000	0	0	0	0	.000	0	0	1-1	0	0	0	.000
13 SAMOILOVS Alvilis.	.000	1-1	0	0	0	0	0	0	0	0	.000	1	0	0	0	1.000	0	0	1-1	0	0	0	.000
96 GEIDA Juris.....	.000	1-0	0	0	0	0	0	0	0	0	.000	1	0	0	0	1.000	0	0	0-0	0	0	0	.000
34 ERTNERS Janis....	.000	1-0	0	0	0	0	0	0	0	0	.000	1	0	0	0	1.000	0	0	0-0	0	0	0	.000
Totals.....	.129	1-1	31	2	4	0	0	0	2	4	.129	4	0	7	0	.229	0	0	4-4	27	15	3	.933
Opponents.....	.265	1-1	34	9	9	0	0	0	8	9	.265	13	3	3	2	.500	0	0	2-3	27	6	0	1.000

LOB - Team (6), Opp (14). DPs turned - Team (3). IBB - Team (0), Opp (1).

(All games Sorted by Earned run avg)

Player	ERA	W-L	APP	GS	CG	SHO/CBO	SV	IP	H	R	ER	BB	SO	2B	3B	HR	AB	B/Avg	WP	HBP	BK	SFA	SHA
2 UPENIEKS Janis...	0.00	0-0	1	0	0	0/0	0	2.0	1	0	0	1	0	0	0	0	5	.200	0	0	0	0	0
5 DUSELIS Janis....	0.00	0-0	1	0	0	0/0	0	1.0	0	0	0	1	1	0	0	0	3	.000	0	0	0	0	0
69 REKSNIS Rolands..	4.50	0-0	1	0	0	0/0	0	4.0	6	3	2	3	1	0	0	0	18	.333	1	2	0	0	0
7 DOVEIKA Didzis...	40.50	0-1	1	1	0	0/0	0	1.1	1	6	6	8	0	0	0	0	5	.200	2	1	2	0	0
-----																							
55 STRUBERGS Toms...	0.00	0-0	1	0	0	0/0	0	0.2	1	0	0	0	1	0	0	0	3	.333	0	0	0	0	0
Totals.....	8.00	0-1	1	1	0	0/0	0	9.0	9	9	8	13	3	0	0	0	34	.265	3	3	2	0	0
Opponents.....	2.00	1-0	1	1	0	0/0	0	9.0	4	2	2	4	7	0	0	0	31	.129	0	0	0	0	0

SBA/ATT - KRAPANS (1-2), REKSNIS (1-1), UPENIEKS (0-1), GUTMANIS (1-1), DOVEIKA (1-1).  
<page>

Qualifier European Championship Seniors  
Overall Statistics for LATVIA (as of Jul 27, 2011)  
(All games Sorted by Fielding pct)

Player	C	PO	A	E	FLD%	Dps	SBA	CSB	SBA%	PB	CI
5 DUSELIS Janis....	7	6	1	0	1.000	2	0	0	---	0	0
8 SKRASTINS Agris..	6	1	5	0	1.000	2	0	0	---	0	0
3 DUSELIS Kristaps.	2	1	1	0	1.000	1	0	0	---	0	0
77 ALEKSEJEVS Igors.	2	2	0	0	1.000	0	0	0	---	0	0
51 RIMCANS Ritvars..	1	1	0	0	1.000	0	0	0	---	0	0
25 GUTMANIS Andris..	1	1	0	0	1.000	0	1	0	1.000	0	0
2 UPENIEKS Janis...	1	1	0	0	1.000	0	0	1	.000	0	0
69 REKSNIS Rolands..	1	1	0	0	1.000	0	1	0	1.000	0	0
6 ANSONS Andis.....	18	10	6	2	.889	2	0	0	---	0	0
1 KRAPANS Kalvis...	6	3	2	1	.833	1	1	1	.500	0	0
45 ARBIDANS Martins.	0	0	0	0	.000	0	0	0	---	0	0
55 STRUBERGS Toms...	0	0	0	0	.000	0	0	0	---	0	0
34 ERTNERS Janis....	0	0	0	0	.000	0	0	0	---	0	0
96 GEIDA Juris.....	0	0	0	0	.000	0	0	0	---	0	0
9 KNOPKENS Arturs..	0	0	0	0	.000	0	0	0	---	0	0
18 STASUNS Nikita...	0	0	0	0	.000	0	0	0	---	0	0
13 SAMOILOVS Alvilis.	0	0	0	0	.000	0	0	0	---	0	0
7 DOVEIKA Didzis...	0	0	0	0	.000	0	1	0	1.000	0	0
Totals.....	45	27	15	3	.933	3	2	1	.667	0	0
Opponents.....	33	27	6	0	1.000	0	4	0	1.000	0	0

Hitting minimums - 1 Games 1.0 AB/Game 2.7 TPA/Game  
Pitching minimums - 1 Games 1.0 IP/Game



# Qualifier EUROPEAN Championship SENIORS '11

ANTWERP, BELGIUM • 25<sup>th</sup> / 30<sup>th</sup> JULY



## Teams' stats

	<b>Poland</b>	<b>POL</b>
---	---------------	------------

Overall Statistics for POLAND (as of Jul 27, 2011)  
(All games Sorted by Batting avg)

record: 0-1

Player	AVG	GP-GS	AB	R	H	2B	3B	HR	RBI	TB	SLG%	BB	HBP	SO	GDP	OB%	SF	SH	SB-ATT	PO	A	E	FLD%
78 KRASZEWSKI Gracja	.600	1-1	5	1	3	0	1	0	2	5	1.000	0	0	0	0	.600	0	0	0-1	0	0	0	.000
69 GRZANOWSKI Marius	.333	1-1	3	0	1	0	0	0	0	1	.333	1	0	0	0	.500	0	0	0-0	3	0	1	.750
77 GARBACZ Jakub....	.250	1-1	4	0	1	0	0	0	0	1	.250	0	0	1	0	.250	0	0	0-0	7	0	0	1.000
55 ORLINSKI Milosz..	.250	1-1	4	1	1	0	0	0	0	1	.250	0	0	0	0	.250	0	0	0-0	0	3	1	.750
42 PALUCH Przemyslaw	.000	1-1	4	0	0	0	0	0	0	0	.000	0	0	0	0	.000	0	0	0-0	15	1	0	1.000
21 ZBARAZ Kamil.....	.000	1-1	4	0	0	0	0	0	0	0	.000	0	0	1	0	.000	0	1	0-0	1	0	0	1.000
13 KALINSKI Rafal...	.000	1-1	3	1	0	0	0	0	0	0	.000	1	0	0	0	.250	0	0	0-0	0	1	1	.500
83 SOBCZYK Lukasz...	.000	1-1	3	2	0	0	0	0	0	0	.000	1	0	1	0	.250	0	0	1-1	0	0	0	.000
-----																							
90 NOLBRZAK Lukasz..	1.000	1-0	1	0	1	0	0	0	1	1	1.000	1	0	0	0	1.000	0	0	0-0	1	0	1	.500
99 ROTTER Julian....	.000	1-1	2	0	0	0	0	0	0	0	.000	0	0	2	0	.000	0	0	0-0	0	0	0	.000
Totals.....	.212	1-1	33	5	7	0	1	0	3	9	.273	4	0	5	0	.297	0	1	1-2	27	6	4	.892
Opponents.....	.243	1-1	37	10	9	1	1	0	6	12	.324	5	0	15	0	.333	0	1	2-2	27	11	4	.905

LOB - Team (6), Opp (6). DPs turned - Team (0), Opp (1).

(All games Sorted by Earned run avg)

Player	ERA	W-L	APP	GS	CG	SHO/CBO	SV	IP	H	R	ER	BB	SO	2B	3B	HR	AB	B/Avg	WP	HBP	BK	SFA	SHA
52 DESKA Marek.....	2.25	0-0	1	1	0	0/0	0	8.0	5	3	2	1	15	1	0	0	29	.172	0	0	0	0	1
-----																							
86 SNOPEK Lukasz....	13.50	0-0	1	0	0	0/0	0	0.2	2	1	1	1	0	0	1	0	4	.500	1	0	0	0	0
98 DABROWIECKI Kris.	99.00	0-1	1	0	0	0/0	0	0.1	2	6	5	3	0	0	0	0	4	.500	0	0	0	0	0
Totals.....	8.00	0-1	1	1	0	0/0	0	9.0	9	10	8	5	15	1	1	0	37	.243	1	0	0	0	1
Opponents.....	2.00	1-0	1	1	0	0/0	0	9.0	7	5	2	4	5	0	1	0	33	.212	0	0	0	0	1

PB - Team (0), Opp (1). SBA/ATT - PALUCH (2-2), DESKA (2-2).

<page>

Qualifier European Championship Seniors  
Overall Statistics for POLAND (as of Jul 27, 2011)  
(All games Sorted by Fielding pct)

Player	C	PO	A	E	FLD%	Dps	SBA	CSB	SBA%	PB	CI
42 PALUCH Przemyslaw	16	15	1	0	1.000	0	2	0	1.000	0	0
77 GARBACZ Jakub....	7	7	0	0	1.000	0	0	0	---	0	0
21 ZBARAZ Kamil.....	1	1	0	0	1.000	0	0	0	---	0	0
98 DABROWIECKI Kris.	1	0	1	0	1.000	0	0	0	---	0	0
55 ORLINSKI Milosz..	4	0	3	1	.750	0	0	0	---	0	0
69 GRZANOWSKI Marius	4	3	0	1	.750	0	0	0	---	0	0
90 NOLBRZAK Lukasz..	2	1	0	1	.500	0	0	0	---	0	0
13 KALINSKI Rafal...	2	0	1	1	.500	0	0	0	---	0	0
86 SNOPEK Lukasz....	0	0	0	0	.000	0	0	0	---	0	0
52 DESKA Marek.....	0	0	0	0	.000	0	2	0	1.000	0	0
83 SOBCZYK Lukasz...	0	0	0	0	.000	0	0	0	---	0	0
99 ROTTER Julian....	0	0	0	0	.000	0	0	0	---	0	0
78 KRASZEWSKI Gracja	0	0	0	0	.000	0	0	0	---	0	0
Totals.....	37	27	6	4	.892	0	2	0	1.000	0	0
Opponents.....	42	27	11	4	.905	1	1	1	.500	1	0

Hitting minimums - 1 Games 1.0 AB/Game 2.7 TPA/Game

Pitching minimums - 1 Games 1.0 IP/Game



# Qualifier EUROPEAN Championship SENIORS '11

ANTWERP, BELGIUM • 25<sup>th</sup> / 30<sup>th</sup> JULY



## Teams' stats

	<b>Slovakia</b>	<b>SVK</b>
---	-----------------	------------

Overall Statistics for SLOVAKIA (as of Jul 27, 2011)  
(All games Sorted by Batting avg)

record: 1-1

Player	AVG	GP-GS	AB	R	H	2B	3B	HR	RBI	TB	SLG%	BB	HBP	SO	GDP	OB%	SF	SH	SB-ATT	PO	A	E	FLD%
18 BOSY Martin.....	.444	2-2	9	1	4	0	0	0	3	4	.444	0	0	2	0	.444	0	0	0-1	3	0	1	.750
23 JABLONKA Jan.....	.333	2-2	9	1	3	0	0	0	2	3	.333	0	0	3	0	.333	0	0	0-0	5	7	0	1.000
6 JANKOVIC Igor.....	.333	2-2	6	1	2	1	0	0	3	3	.500	2	0	1	0	.500	0	0	0-0	8	1	1	.900
8 MIKUS Ondrej.....	.286	2-2	7	3	2	0	0	0	1	2	.286	2	0	3	0	.444	0	1	0-0	7	3	1	.909
5 BISKOROVNJNY Toma	.222	2-2	9	2	2	0	1	0	2	4	.444	1	0	3	0	.300	0	0	0-0	6	0	0	1.000
2 HORACEK Jakub....	.200	2-2	10	3	2	1	0	0	0	3	.300	0	0	2	1	.200	0	0	0-0	2	0	1	.667
12 KUZMA Jan.....	.143	2-2	7	2	1	0	0	0	0	1	.143	1	1	1	0	.333	0	0	0-0	19	4	2	.920
9 BRUNEGRAF Martin.	.000	2-2	6	2	0	0	0	0	0	0	.000	2	0	2	0	.250	0	0	2-2	2	7	1	.900
21 RAUTNER Jakub....	.000	2-2	5	1	0	0	0	0	1	0	.000	1	0	2	0	.167	0	0	0-0	0	0	0	.000
20 ZAT'KO Martin....	.000	1-0	1	0	0	0	0	0	0	0	.000	1	0	1	0	.500	0	0	0-0	0	0	0	.000
11 ESMIR Michal.....	.000	1-0	0	1	0	0	0	0	0	0	.000	1	0	0	0	1.000	0	0	0-0	0	0	0	.000
Totals.....	.232	2-2	69	17	16	2	1	0	12	20	.290	11	1	20	1	.346	0	1	2-3	54	30	7	.923
Opponents.....	.266	2-2	64	15	17	1	1	0	10	20	.313	19	0	7	1	.429	1	3	5-6	54	20	4	.949

LOB - Team (11), Opp (18). DPs turned - Team (2), Opp (1).

(All games Sorted by Earned run avg)

Player	ERA	W-L	APP	GS	CG	SHO/CBO	SV	IP	H	R	ER	BB	SO	2B	3B	HR	AB	B/Avg	WP	HBP	BK	SFA	SHA
4 TESLIK Pavol.....	0.00	0-0	1	1	0	0/0	0	5.0	4	0	0	7	0	0	0	0	15	.267	1	0	0	0	1
3 NOGA Michal.....	0.00	0-0	1	0	0	0/0	0	2.2	3	4	0	2	1	1	0	0	10	.300	0	0	0	0	0
15 OKASA Jakub.....	0.00	1-0	1	0	0	0/0	0	2.1	1	1	0	2	0	0	0	0	7	.143	0	0	0	0	0
13 BOSANSKY Marek...	2.70	0-0	1	1	0	0/0	0	6.2	5	3	2	5	0	0	0	0	25	.200	0	0	0	0	1
7 ZILAVY Lukas.....	0.00	0-0	1	0	0	0/0	0	0.0	1	1	0	0	0	0	1	0	1	1.000	0	0	0	0	0
19 LUKACKA Martin...	9.00	0-0	1	0	0	0/0	0	1.0	1	1	1	0	0	0	0	0	3	.333	0	0	0	0	1
11 ESMIR Michal.....	27.00	0-0	1	0	0	0/0	0	0.1	0	1	1	2	1	0	0	0	1	.000	0	0	0	0	0
22 PROCHACZKA Simon.	99.00	0-1	1	0	0	0/0	0	0.0	2	4	4	4	0	0	0	0	2	1.000	0	0	0	0	0
Totals.....	2.00	1-1	2	2	0	0/0	0	18.0	17	15	4	19	7	1	1	0	64	.266	1	0	0	1	3
Opponents.....	7.50	1-1	2	2	0	0/0	0	18.0	16	17	15	11	20	2	1	0	69	.232	2	1	0	0	1

PB - Team (2), JANKOVIC 2. Pickoffs - Team (2), NOGA 1, TESLIK 1. SBA/ATT - JANKOVIC (5-6), LUKACKA (2-2), OKASA (1-2), TESLIK (1-1), NOGA (1-1).  
<page>

Qualifier European Championship Seniors  
Overall Statistics for SLOVAKIA (as of Jul 27, 2011)  
(All games Sorted by Fielding pct)

Player	C	PO	A	E	FLD%	Dps	SBA	CSB	SBA%	PB	CI
23 JABLONKA Jan.....	12	5	7	0	1.000	2	0	0	---	0	0
5 BISKOROVNJNY Toma	6	6	0	0	1.000	0	0	0	---	0	0
4 TESLIK Pavol.....	5	1	4	0	1.000	0	1	0	1.000	0	0
13 BOSANSKY Marek...	3	1	2	0	1.000	0	0	0	---	0	0
19 LUKACKA Martin...	1	0	1	0	1.000	0	2	0	1.000	0	0
3 NOGA Michal.....	1	0	1	0	1.000	0	1	0	1.000	0	0
12 KUZMA Jan.....	25	19	4	2	.920	1	0	0	---	0	0
8 MIKUS Ondrej.....	11	7	3	1	.909	1	0	0	---	0	0
9 BRUNEGRAF Martin.	10	2	7	1	.900	0	0	0	---	0	0
6 JANKOVIC Igor....	10	8	1	1	.900	0	5	1	.833	2	0
18 BOSY Martin.....	4	3	0	1	.750	0	0	0	---	0	0
2 HORACEK Jakub....	3	2	0	1	.667	0	0	0	---	0	0
21 RAUTNER Jakub....	0	0	0	0	.000	0	0	0	---	0	0
20 ZAT'KO Martin....	0	0	0	0	.000	0	0	0	---	0	0
11 ESMIR Michal.....	0	0	0	0	.000	0	0	0	---	0	0
15 OKASA Jakub.....	0	0	0	0	.000	0	1	1	.500	0	0
22 PROCHACZKA Simon.	0	0	0	0	.000	0	0	0	---	0	0
7 ZILAVY Lukas.....	0	0	0	0	.000	0	0	0	---	0	0
Totals.....	91	54	30	7	.923	2	5	1	.833	2	0
Opponents.....	78	54	20	4	.949	1	2	1	.667	0	0

Hitting minimums - 1 Games 1.0 AB/Game 2.7 TPA/Game  
Pitching minimums - 1 Games 1.0 IP/Game



# Qualifier EUROPEAN Championship SENIORS '11

ANTWERP, BELGIUM • 25<sup>th</sup> / 30<sup>th</sup> JULY



## Technical Appointments

Wednesday 27<sup>th</sup> July

Field	Time	Home Team	05 Visitor Team
Hoboken	13:30	Poland	Latvia
<b>Umpires:</b>	HP:  Jean Luc Rose (BEL)	1B:  Juraj Jankovic (SVK)	3B:  Tomas Brezovski (AUT)
<b>Scorekeepers:</b>	Marina Baert (BEL)	Marleen Verbist Baert (BEL)	Rienette Hamers (NED)
<b>T.C.:</b>	Jean Marie Meurant (FRA) /  Fred van Groningen (NED)		

Field	Time	Home Team	06 Visitor Team
Hoboken	18:00	Austria	Slovakia
<b>Umpires:</b>	HP: 1B:  Ilgvars Ebels (LAT)	1B:  Patrick Baeyens (BEL)	3B:  Marcin Szmid (POL)
<b>Scorekeepers:</b>	Patsy Michielsen (BEL)	Karen Vischschoonmaker (BEL)	Rienette Hamers (NED)
<b>T.C.:</b>	Jean Marie Meurant (FRA) /  Fred van Groningen (NED)		



## Abbreviations

HITTING		FIELDING	
2B	Doubles	A	Assists
3B	Triples	C	Chances
AB	At bats	CI	Catcher's interference
AVG	Batting average	CSB	Caught stealing by (pitcher and catcher)
BB	Base on balls	DPs	Double plays participated in
GPD	Grounded into double plays	E	Errors
GP / GS	Games played / Games started	FLD%	Fielding percentage
H	Base hits	PB	Passed balls (catcher)
HBP	Hit by pitch	PO	Putouts
HR	Home runs	SBA	Stolen bases allowed (pitcher and catcher)
IBB	Intentional base on balls	SBA%	Stolen bases against percentage (pitcher and catcher)
OB%	On base percentage		
R	Runs scored		
RBI	Runs batted in		
SB / ATT	Stolen bases / Stolen bases attempts		
SF	Sacrifice flies		
SH	Sacrifice hits		
SLG%	Slugging percentage		
SO	Strikeouts		
TB	Total bases		
PITCHING		ANALYSIS STATISTICS	
2B	Doubles allowed	vs Left	Avg against left-handed pitchers
3B	Triples allowed	vs Right	Avg against right-handed pitchers
AB	At bats	rch by leadoff	Avg when leading off an inning
APP / GS	Appearances / Game starts	with 2 outs	Avg when batting with 2 outs
B/Avg	Opponent batting average	w/runners on	Avg when batting with runners on base
BB	Base on balls allowed	w/bases empty	Avg when batting with bases empty
BF	Batters faced	RBI ops	Avg when batting with runners on 2nd or 3rd base
IBB	Intentional base on balls allowed	Gnd out	Number of ground outs (includes SACs, but not errors)
BK	Balk	Fly out	Number of fly outs (includes SFs, but not errors)
CG	Complete games	Fly / Gnd	Fly outs to ground outs ratio
ER	Earned runs allowed	pinch hitting	Avg as pinch hitter
ERA	Earned run average	with runners in scoring pos	Avg when batting with runners in scoring positions
FO	Fly outs	w/rnr on 3rd and LT 2 outs	Avg when batting with runner on third base and less than 2 outs
GO	Ground outs	with 2 outs	Avg when batting with 2 outs
H	Hits allowed	2 out rbi	Runs batted in with 2 outs
HBP	Hit by pitch	success advancing rnr	Success advancing runners
HR	Home runs allowed	#rnrs adv w/out	Number of times batter made an out and advanced at least 1 runner
IP	Innings played	rnr	Number of runners left on base by last batter of inning
R	Runs allowed	rch err	Reach first base on error
SFA	Sacrifice flies allowed	rch fc	Reach first base on fielder's choice
SHA	Sacrifice hits allowed	kl	Strikeouts look
SHO/CHO	Shutouts / Combination shutouts		
SO	Strikeouts		
SV	Saves		
W/L	Wins/Losses		
WP	Wild pitches		