



Qualifier EUROPEAN Championship SENIORS '11

ANTWERP, BELGIUM • 25th / 30th JULY



**Daily Report 6
saturday**

Officials

Technical Commission

Delegate:



 Jean Marie Meurant (FRA)

Mobile: +33 (609) 264581

E-Mail: meurant@baseballeurope.com

Commissioner:


 Fred van Groningen (NED)

Umpires

 Patrick Baeyens (BEL)

 Ilgvars Ebels (LAT)

 Juraj Jankovic (SVK)

 Tomas Brezowsky (AUT)


 Jean Luc Rose (BEL)

 Marcin Szmid (POL)

Scorekeepers

 Marina Baert (BEL)

 Patsy Michielsen (BEL)

 Karen Vischschoonmaker (BEL)

 Marleen Verbist (BEL)

Statistics

 Rienette Hamers (NED)



Qualifier EUROPEAN Championship SENIORS '11

ANTWERP, BELGIUM • 25th / 30th JULY



Teams

Austria

Poland

Belgium

Slovakia

Latvia

Schedule

Game	At time	Ballpark	Pool	Home team	Visiting team	Final Score	Inn.
Monday 25th July							
1	14:00	Hoboken	A	Poland	Slovakia	5 - 10	
2	18:30	Hoboken	A	Belgium	Austria	11 - 0	7
Tuesday 26th July							
3	14:00	Hoboken	A	Latvia	Austria	2 - 9	
4	18:30	Hoboken	A	Slovakia	Belgium	7 - 10	
Wednesday 27th July							
5	14:00	Hoboken	A	Poland	Latvia	15 - 0	6
6	18:30	Hoboken	A	Austria	Slovakia	5 - 0	
Thursday 28th July							
7	14:00	Hoboken	A	Austria	Poland	1 - 6	
8	18:30	Hoboken	A	Latvia	Belgium	0 - 17	6
Friday 29th July							
9	14:00	Hoboken	A	Slovakia	Latvia	16 - 6	8
10	18:30	Hoboken	A	Belgium	Poland	5 - 3	
Saturday 30th July							
11	12:00	Hoboken	Fi	Belgium	Austria	-	
12	16:00*	Hoboken	Fi	Austria	Belgium	-	

* 3rd game if needed








Qualifier EUROPEAN Championship SENIORS '11

ANTWERP, BELGIUM • 25th / 30th JULY



Standing Pool A

Pos	Team	GP	WO	LO	AVG	GB
1	 Belgium	4	4	0	1.000	0
2	 Austria	4	2	2	0.500	2
3	 Poland	4	2	2	0.500	2
4	 Slovakia	4	2	2	0.500	2
5	 Latvia	4	0	4	0.000	4



Qualifier EUROPEAN Championship SENIORS '11

ANTWERP, BELGIUM • 25th / 30th JULY



Game Summary 9



Slovakia - Latvia



SLOVAKIA 16 (2-2), LATVIA 6 (0-4)
Jul 29, 2011 at Hoboken (Pioneers)

LATVIA 6 (0-4)

Player	AB	R	H	BI	2B	3B	HR	BB	SB	CS	HP	SH	SF	SO	IBB	KL	GDP	PO	A	E
GUTMANIS c	5	2	2	0	0	0	0	0	3	0	0	0	0	1	0	0	0	2	0	1
ARBIDANS cf	1	1	0	0	0	0	0	2	0	0	1	0	0	1	0	1	0	1	0	1
DUSELIS J 1b	4	0	1	0	0	0	0	0	0	0	0	0	0	2	0	2	0	8	0	0
DUSELIS K 3b	4	0	0	0	0	0	0	0	0	0	0	0	0	2	0	0	0	2	0	2
ALEKSEJEVS 2b	4	1	1	2	0	0	0	0	0	0	0	0	0	1	0	0	0	2	5	3
DOVEIKA lf	4	1	2	0	1	0	0	0	0	0	0	0	0	1	0	1	0	2	0	0
UPENIEKS dh/p	4	0	1	1	0	0	0	0	1	0	0	0	0	2	0	1	0	0	1	1
REKSNIS p	0	0	0	0	0	0	0	0	0	0	0	0	0	0	0	0	0	0	0	0
RIMICANS rf	3	0	0	0	0	0	0	0	0	0	0	0	0	1	0	1	0	3	0	0
STASUNS rf	1	0	0	0	0	0	0	0	0	0	0	0	0	1	0	0	0	1	0	1
SKRASTINS ss	3	1	0	0	0	0	0	1	1	0	0	0	0	1	0	0	0	2	1	1
ANSONS p/cf	0	0	0	0	0	0	0	0	0	0	0	0	0	0	0	0	0	0	2	0
Totals.....	33	6	7	3	1	0	0	3	5	0	1	0	0	13	0	6	0	23	9	10

SLOVAKIA 16 (2-2)

Player	AB	R	H	BI	2B	3B	HR	BB	SB	CS	HP	SH	SF	SO	IBB	KL	GDP	PO	A	E
HORACEK lf	4	3	2	1	1	0	0	2	0	0	0	0	0	0	0	0	0	2	0	0
JANKOVIC c	6	2	3	1	0	0	0	0	0	0	0	0	0	1	0	0	0	12	1	0
BISKOROVNJNY cf	6	1	2	3	0	1	0	0	0	0	0	0	0	1	0	0	1	0	0	0
BOSY rf	4	3	1	1	0	0	0	0	1	0	0	0	1	0	0	0	0	0	0	0
KUZMA 1b	3	2	2	0	0	0	0	0	0	0	2	0	0	0	0	0	0	7	1	0
RAUTNER dh	2	1	2	2	1	0	0	0	0	0	0	0	0	0	0	0	0	0	0	0
ZAT'KO dh	3	1	2	0	0	0	0	0	0	0	0	0	0	0	0	0	1	0	0	0
BRUNEGRAF 3b	4	2	2	1	0	0	0	0	0	0	0	0	1	0	0	0	0	2	2	3
NOGA 2b	3	0	0	1	0	0	0	2	2	0	0	0	0	0	0	0	0	0	1	0
ESMIR ss	5	1	1	3	0	0	0	0	0	0	0	0	0	1	0	1	0	0	2	1
ZILAVY p	0	0	0	0	0	0	0	0	0	0	0	0	0	0	0	0	0	0	0	0
OKASA p	0	0	0	0	0	0	0	0	0	0	0	0	0	0	0	0	0	0	0	0
BOSANSKY p	0	0	0	0	0	0	0	0	0	0	0	0	0	0	0	0	0	1	1	0
Totals.....	40	16	17	13	2	1	0	4	3	0	2	0	2	3	0	1	2	24	8	4

LATVIA	IP	H	R	ER	BB	SO	WP	HB	BK	IBB	SH	SF	CI	2B	3B	HR	AB	BF	FO	GO
ANSONS L,0-1	5.0	11	11	4	1	2	0	1	0	0	0	1	0	1	0	0	29	32	8	4
UPENIEKS	2.1	5	5	5	2	1	2	1	0	0	0	1	0	1	1	0	9	13	2	2
REKSNIS	0.1	1	0	0	1	0	0	0	0	0	0	0	0	0	0	0	2	3	0	1

SLOVAKIA	IP	H	R	ER	BB	SO	WP	HB	BK	IBB	SH	SF	CI	2B	3B	HR	AB	BF	FO	GO
ZILAVY	1.0	4	4	3	1	2	1	0	0	0	0	0	0	1	0	0	7	8	0	1
OKASA	2.2	2	2	1	1	4	0	1	0	0	0	0	0	0	0	0	11	13	3	1
BOSANSKY W,1-0	4.1	1	0	0	1	7	0	0	0	0	0	0	0	0	0	0	15	16	1	5

Umpires - HP: ROSE Jean Luc (BEL) 1B: SZMID Marcin (POL) 3B: BAEYENS Patrick (BEL) Start: 13:30 Time: 2:53 Attendance: 45

Weather: Cloudy

Game notes:

TC: MEURANT Jean Marie (FRA), GRONINGEN van Fred (NED),
Scorers/Data Entry: BAERT Marina (BEL), VERBIST Marleen (BEL),
HAMERS Rienette (NED)

ANSONS faced 2 batters in the 6th.

Game: 09



Qualifier EUROPEAN Championship SENIORS '11

ANTWERP, BELGIUM • 25th / 30th JULY



Game Summary 10



Belgium - Poland



BELGIUM 5 (4-0), POLAND 3 (2-2)
Jul 29, 2011 at Hoboken (Pioneers)

POLAND 3 (2-2)

Player	AB	R	H	BI	2B	3B	HR	BB	SB	CS	HP	SH	SF	SO	IBB	KL	GDP	PO	A	E
ZBARAZ cf	4	1	1	1	0	0	0	1	0	0	0	0	0	0	0	0	0	0	0	0
KALINSKI ss	4	0	1	0	0	0	0	0	0	0	0	0	0	2	0	0	0	5	3	0
KRASZEWSKI lb/rf	4	0	2	1	1	0	0	0	0	1	0	0	0	0	0	0	0	1	0	0
ORLINSKI 3b	2	0	0	0	0	0	0	2	0	0	0	0	0	1	0	1	0	2	1	0
SOBCZYK lf	1	0	0	0	0	0	0	0	0	0	0	0	0	0	0	0	0	0	0	0
GARBACZ 1b	3	1	1	0	0	0	0	0	0	0	0	0	0	0	0	0	0	6	0	1
NOLBRZAK rf/lf	2	0	0	0	0	0	0	0	0	0	0	0	0	0	0	0	0	0	0	0
ROTTER lf	2	1	1	0	1	0	0	0	0	0	0	0	0	0	0	0	0	1	0	0
PALUCH c	3	0	0	0	0	0	0	0	0	1	1	0	0	2	0	1	0	7	2	0
PAPROCKI dh	2	0	0	0	0	0	0	0	0	0	0	0	0	1	0	1	0	0	0	0
GRZANOWSKI dh	2	0	1	1	0	0	0	0	0	0	0	0	0	0	0	0	0	0	0	0
BIELECKI pr	0	0	0	0	0	0	0	0	0	0	0	0	0	0	0	0	0	0	0	0
RAINKO 2b	4	0	1	0	0	0	0	0	0	0	0	0	0	1	0	0	0	2	3	0
DABROWIECKI p	0	0	0	0	0	0	0	0	0	0	0	0	0	0	0	0	0	0	3	0
DESKA p	0	0	0	0	0	0	0	0	0	0	0	0	0	0	0	0	0	0	0	0
Totals.....	33	3	8	3	2	0	0	3	0	2	1	0	0	7	0	3	0	24	12	1

BELGIUM 5 (4-0)

Player	AB	R	H	BI	2B	3B	HR	BB	SB	CS	HP	SH	SF	SO	IBB	KL	GDP	PO	A	E
RIBBENS 2b	4	0	3	1	0	0	0	1	0	0	0	0	0	0	0	0	0	1	1	0
GIORGIADIS ss	4	1	1	0	0	0	0	0	0	0	0	1	0	0	0	0	1	1	2	2
LANNOY cf	4	1	1	0	1	0	0	1	0	0	0	0	0	2	0	2	0	1	0	0
HEYRMAN dh	2	1	0	0	0	0	0	2	0	0	0	0	0	0	0	0	1	0	0	0
HERSSENS rf	4	1	1	2	0	0	0	0	1	0	0	0	0	1	0	0	0	0	0	0
VISCHSCHOONM lf	2	1	1	0	0	0	0	2	1	0	0	0	0	1	0	1	0	3	1	0
VERHEYLEWEGH 1b	4	0	2	2	0	0	0	0	0	1	0	0	0	0	0	0	0	12	1	0
QUINT 3b	4	0	2	0	0	0	0	0	1	0	0	0	0	1	0	1	0	1	5	0
ROEVENS K c	4	0	0	0	0	0	0	0	0	0	0	0	0	1	0	0	0	8	2	0
JONGH p	0	0	0	0	0	0	0	0	0	0	0	0	0	0	0	0	0	0	1	0
BRANDEN p	0	0	0	0	0	0	0	0	0	0	0	0	0	0	0	0	0	0	0	0
Totals.....	32	5	11	5	1	0	0	6	3	1	0	1	0	6	0	4	2	27	13	2

POLAND	IP	H	R	ER	BB	SO	WP	HB	BK	IBB	SH	SF	CI	2B	3B	HR	AB	BF	FO	GO
DABROWIECKI L,0-2	6.2	10	5	5	6	5	0	0	0	0	1	0	0	1	0	0	27	34	3	9
DESKA	1.1	1	0	0	0	1	0	0	0	0	0	0	0	0	0	0	5	5	2	1

BELGIUM	IP	H	R	ER	BB	SO	WP	HB	BK	IBB	SH	SF	CI	2B	3B	HR	AB	BF	FO	GO
JONGH W,1-0	7.0	3	1	1	3	3	1	1	0	0	0	0	0	1	0	0	24	28	7	9
BRANDEN	2.0	5	2	2	0	4	0	0	0	0	0	0	0	1	0	0	9	9	0	0

Umpires - HP: BREZOWSKI Tomas (AUT) 1B: JANKOVIC Juraj (SVK) 3B: EBELS Ilgvars (LAT) Start: 18:00 Time: 2:35 Attendance: 130

Weather: Cloudy

Game notes:

Scorer: MICHIELSEN Patsy (BEL); VISCHSCHOONMAKER Karen (BEL); VERBIST Marleen

TC: MEURANT Jean Marie (FRA); GRONINGEN van Fred (NED)

JONGH faced 1 batter in the 8th.

Game: 10



Qualifier EUROPEAN Championship SENIORS '11

ANTWERP, BELGIUM • 25th / 30th JULY



Teams' stats

	Austria	AUT
--	----------------	------------

Overall Statistics for AUSTRIA (as of Jul 29, 2011)
(All games Sorted by Batting avg)

record: 2-2

Player	AVG	GP-GS	AB	R	H	2B	3B	HR	RBI	TB	SLG%	BB	HBP	SO	GDP	OB%	SF	SH	SB-ATT	PO	A	E	FLD%
24 FERAK Peter.....	.364	3-3	11	1	4	1	0	0	1	5	.455	0	0	1	0	.364	0	0	0-0	20	0	1	.952
18 TOMSICH Christian	.286	4-4	14	4	4	0	0	0	0	4	.286	3	1	1	0	.444	0	1	0-0	6	0	0	1.000
22 SEISER Claus.....	.286	4-4	14	2	4	0	0	0	1	4	.286	2	0	3	2	.375	0	0	0-0	7	4	1	.917
32 CICHOCKI Clemens.	.267	4-4	15	1	4	1	0	0	3	5	.333	2	0	1	0	.353	0	0	0-0	8	1	0	1.000
39 KLINC Gregor.....	.267	4-4	15	2	4	1	0	0	5	5	.333	3	0	2	0	.389	0	0	1-1	10	2	0	1.000
35 RABENGRUBER Marti	.222	3-3	9	1	2	1	0	0	1	3	.333	3	1	2	0	.462	0	0	0-0	4	0	0	1.000
16 HACKL Moritz.....	.200	3-3	10	1	2	0	0	0	1	2	.200	2	0	1	0	.333	0	0	0-1	2	9	0	1.000
34 RAUCH Lutz.....	.071	4-4	14	1	1	0	0	0	0	1	.071	2	1	2	0	.235	0	0	1-1	20	4	1	.960
23 SCHRITTWIESER Tho	1.000	1-0	1	0	1	0	0	0	0	1	1.000	0	0	0	0	1.000	0	0	0-0	0	2	0	1.000
20 SCHERMER Tobias..	.333	4-2	6	0	2	0	0	0	1	2	.333	1	0	0	0	.429	0	0	0-0	1	3	3	.571
11 HUSTY Benjamin...	.333	1-1	3	0	1	0	0	0	0	1	.333	1	0	1	0	.500	0	0	0-0	1	6	0	1.000
36 SALZMANN Benjamin	.000	3-2	9	0	0	0	0	0	0	0	.000	0	0	3	1	.000	0	0	0-0	11	1	1	.923
8 LOEFFLER Dominik.	.000	2-1	4	0	0	0	0	0	0	0	.000	0	0	0	0	.000	0	0	0-0	1	1	0	1.000
17 GRAF Stefan.....	.000	1-1	3	2	0	0	0	0	0	0	.000	2	0	0	0	.400	0	0	0-0	8	0	0	1.000
37 ASTL Paul.....	.000	1-0	1	0	0	0	0	0	0	0	.000	0	0	1	0	.000	0	0	0-0	0	0	0	.000
Totals.....	.225	4-4	129	15	29	4	0	0	13	33	.256	21	3	18	3	.346	0	1	2-3	99	33	7	.950
Opponents.....	.230	4-4	126	19	29	3	0	0	15	32	.254	16	0	28	0	.313	2	3	9-9	99	40	13	.914

LOB - Team (40), Opp (29). DPs turned - Team (0), Opp (5). IBB - Team (1), SEISER 1. Picked off - RAUCH 1.

(All games Sorted by Earned run avg)

Player	ERA	W-L	APP	GS	CG	SHO/CBO	SV	IP	H	R	ER	BB	SO	2B	3B	HR	AB	B/Avg	WP	HBP	BK	SFA	SHA
33 STRASSER Walter.	0.00	1-0	1	1	0	0/1	0	8.0	4	0	0	3	10	1	0	0	29	.138	0	0	0	0	0
11 HUSTY Benjamin...	1.80	1-0	1	1	0	0/0	0	5.0	2	1	1	2	4	0	0	0	17	.118	0	0	0	0	0
32 CICHOCKI Clemens.	3.68	0-0	2	0	0	0/0	0	7.1	12	9	3	3	3	1	0	0	32	.375	2	0	0	1	2
18 TOMSICH Christian	0.00	0-0	1	0	0	0/1	0	1.0	0	0	0	0	2	0	0	0	3	.000	0	0	0	0	0
34 RAUCH Lutz.....	0.00	0-0	1	0	0	0/0	0	0.2	0	0	0	0	2	0	0	0	2	.000	0	0	0	0	0
8 LOEFFLER Dominik.	2.70	0-0	1	0	0	0/0	0	3.1	2	1	1	2	1	0	0	0	12	.167	0	0	0	0	0
39 KLINC Gregor.....	3.38	0-0	1	0	0	0/0	0	2.2	2	1	1	1	4	0	0	0	9	.222	0	0	0	0	0
37 ASTL Paul.....	9.00	0-1	1	1	0	0/0	0	2.0	4	3	2	3	0	0	0	0	10	.400	0	0	0	0	0
23 SCHRITTWIESER Tho	12.00	0-1	2	1	0	0/0	0	3.0	3	4	4	2	2	1	0	0	12	.250	1	0	0	1	1
Totals.....	3.27	2-2	4	4	0	1/1	0	33.0	29	19	12	16	28	3	0	0	126	.230	3	0	0	2	3
Opponents.....	3.27	2-2	4	4	2	1/0	0	33.0	29	15	12	21	18	4	0	0	129	.225	3	3	2	0	1

PB - Team (1), FERAK 1. Pickoffs - Team (2), KLINC 1, CICHOCKI 1. SBA/ATT - FERAK (5-5), GRAF (4-4), HUSTY (3-3), STRASSER (2-2), ASTL (2-2), CICHOCKI (1-1), LOEFFLER (1-1).
<page>

Qualifier European Championship Seniors
Overall Statistics for AUSTRIA (as of Jul 29, 2011)
(All games Sorted by Fielding pct)

Player	C	PO	A	E	FLD%	Dps	SBA	CSB	SBA%	PB	CI
39 KLINC Gregor.....	12	10	2	0	1.000	0	0	0	---	0	0
16 HACKL Moritz.....	11	2	9	0	1.000	0	0	0	---	0	0
32 CICHOCKI Clemens.	9	8	1	0	1.000	0	1	0	1.000	0	0
17 GRAF Stefan.....	8	8	0	0	1.000	0	4	0	1.000	0	0
11 HUSTY Benjamin...	7	1	6	0	1.000	0	3	0	1.000	0	0
18 TOMSICH Christian	6	6	0	0	1.000	0	0	0	---	0	0
35 RABENGRUBER Marti	4	4	0	0	1.000	0	0	0	---	0	0
8 LOEFFLER Dominik.	2	1	1	0	1.000	0	1	0	1.000	0	0
23 SCHRITTWIESER Tho	2	0	2	0	1.000	0	0	0	---	0	0
34 RAUCH Lutz.....	25	20	4	1	.960	0	0	0	---	0	0
24 FERAK Peter.....	21	20	0	1	.952	0	5	0	1.000	1	0
36 SALZMANN Benjamin	13	11	1	1	.923	0	0	0	---	0	0
22 SEISER Claus.....	12	7	4	1	.917	0	0	0	---	0	0
20 SCHERMER Tobias..	7	1	3	3	.571	0	0	0	---	0	0
33 STRASSER Walter.	0	0	0	0	.000	0	2	0	1.000	0	0
37 ASTL Paul.....	0	0	0	0	.000	0	2	0	1.000	0	0
Totals.....	139	99	33	7	.950	0	9	0	1.000	1	0
Opponents.....	152	99	40	13	.914	5	2	1	.667	0	0

Hitting minimums - 1 Games 1.0 AB/Game 2.7 TPA/Game
Pitching minimums - 1 Games 1.0 IP/Game



Qualifier EUROPEAN Championship SENIORS '11

ANTWERP, BELGIUM • 25th / 30th JULY



Teams' stats

	Belgium	BEL
--	----------------	------------

Overall Statistics for BELGIUM (as of Jul 29, 2011)
(All games Sorted by Batting avg)

record: 4-0

Player	AVG	GP-GS	AB	R	H	2B	3B	HR	RBI	TB	SLG%	BB	HBP	SO	GDP	OB%	SF	SH	SB-ATT	PO	A	E	FLD%
7 RIBBENS Dennis...	.500	4-4	14	3	7	0	0	0	1	7	.500	4	0	1	0	.611	0	1	4-4	4	5	0	1.000
24 VERHEYLEWEGHEN Ja	.455	4-4	11	2	5	0	0	0	5	5	.455	5	0	0	0	.588	1	0	1-2	32	1	0	1.000
14 VISCHSCHOONMAKER.	.429	3-3	7	2	3	0	0	0	4	3	.429	4	0	1	0	.636	0	0	2-2	8	1	0	1.000
20 QUINT De Dennis..	.400	3-3	10	3	4	1	0	0	1	5	.500	3	0	1	0	.538	0	0	1-1	1	10	0	1.000
3 LANNYO De Steven.	.375	4-4	16	8	6	2	0	0	2	8	.500	4	0	2	0	.500	0	0	0-0	4	0	0	1.000
32 GIORGIADIS Randy.	.364	4-4	11	7	4	0	0	0	3	4	.364	2	1	0	1	.467	1	2	2-2	6	9	2	.882
21 VANPHILLO Nick...	.333	3-3	9	2	3	1	0	0	3	4	.444	3	0	4	0	.500	0	1	0-0	12	0	0	1.000
28 HEYRMAN Hans.....	.286	4-4	14	5	4	1	0	0	3	5	.357	3	0	2	2	.412	0	0	0-0	0	0	0	.000
23 ROEVENS Kevin....	.200	3-3	10	2	2	0	0	0	1	2	.200	3	0	2	0	.385	0	0	1-1	19	3	0	1.000

30 MERTENS Nicky....	.750	1-1	4	2	3	0	0	0	1	3	.750	0	0	0	0	.750	0	0	0-0	1	0	0	1.000
22 HERSSENS David...	.500	3-2	8	3	4	0	1	1	10	9	1.125	1	1	1	0	.600	0	0	1-1	0	0	0	.000
26 KING Vincent.....	.500	1-1	4	2	2	1	0	0	1	3	.750	0	0	0	0	.500	0	0	0-0	1	0	1	.500
15 ROEVENS Robin....	.500	1-0	2	1	1	0	0	0	0	1	.500	1	0	1	0	.667	0	0	0-0	0	2	0	1.000
19 EXTERGEM Van Tom.	.500	1-0	2	1	1	0	0	0	0	1	.500	0	0	0	0	.500	0	0	0-0	2	0	0	1.000
70 OEYEN Lorenzo....	.000	1-0	2	0	0	0	0	0	0	0	.000	0	0	0	0	.000	0	0	0-0	0	0	0	.000
Totals.....	.395	4-4	124	43	49	6	1	1	35	60	.484	33	2	13	3	.522	2	4	12-13	90	34	3	.976
Opponents.....	.179	4-4	106	10	19	3	0	0	9	22	.208	10	2	25	1	.263	0	0	0-3	84	41	13	.906

LOB - Team (38), Opp (18). DPs turned - Team (1), Opp (5). Picked off - ROEVENS K 1, LANNYO 1, VERHEYLEWEGH 1.

(All games Sorted by Earned run avg)

Player	ERA	W-L	APP	GS	CG	SHO/CBO	SV	IP	H	R	ER	BB	SO	2B	3B	HR	AB	B/Avg	WP	HBP	BK	SFA	SHA
11 ANTONACCI Terrenc	0.00	1-0	1	1	1	1/0	0	7.0	4	0	0	1	5	0	0	0	25	.160	0	0	0	0	0
12 JONGH De Robbe...	1.29	1-0	1	1	0	0/0	0	7.0	3	1	1	3	3	1	0	0	24	.125	1	1	0	0	0
17 GONTIER Yannick..	3.00	0-0	1	1	0	0/0	0	6.0	2	2	2	3	3	0	0	0	18	.111	0	0	0	0	0
27 BRANDEN VD Kenny.	7.71	1-0	2	0	0	0/0	0	4.2	8	4	4	2	6	2	0	0	20	.400	1	1	0	0	0

33 DESMEDT Cedric...	0.00	1-0	1	1	0	0/1	0	3.0	0	0	0	0	6	0	0	0	10	.000	0	0	0	0	0
57 MIGEOT Nicolas...	0.00	0-0	1	0	0	0/1	0	1.0	0	0	0	0	1	0	0	0	3	.000	0	0	0	0	0
10 VLYMINCKX Nicky..	0.00	0-0	1	0	0	0/1	0	1.0	0	0	0	0	1	0	0	0	3	.000	0	0	0	0	0
13 SEL Yannick.....	81.00	0-0	1	0	0	0/0	0	0.1	2	3	3	1	0	0	0	0	3	.667	0	0	0	0	0
Totals.....	3.00	4-0	4	4	1	2/1	0	30.0	19	10	10	10	25	3	0	0	106	.179	2	2	0	0	0
Opponents.....	8.04	0-4	4	4	0	0/0	0	28.0	49	43	25	33	13	6	1	1	124	.395	3	2	0	2	4

PB - Team (0), Opp (2). Pickoffs - Team (0), Opp (2). SBA/ATT - ROEVENS K (0-3), JONGH (0-1), GONTIER (0-1), BRANDEN (0-1).
<page>

Qualifier European Championship Seniors
Overall Statistics for BELGIUM (as of Jul 30, 2011)
(All games Sorted by Fielding pct)

Player	C	PO	A	E	FLD%	Dps	SBA	CSB	SBA%	PB	CI
24 VERHEYLEWEGHEN Ja	33	32	1	0	1.000	1	0	0	---	0	0
23 ROEVENS Kevin....	22	19	3	0	1.000	0	0	3	.000	0	0
21 VANPHILLO Nick...	12	12	0	0	1.000	0	0	0	---	0	0
20 QUINT De Dennis..	11	1	10	0	1.000	0	0	0	---	0	0
7 RIBBENS Dennis...	9	4	5	0	1.000	1	0	0	---	0	0
14 VISCHSCHOONMAKER.	9	8	1	0	1.000	0	0	0	---	0	0
3 LANNYO De Steven.	4	4	0	0	1.000	0	0	0	---	0	0
17 GONTIER Yannick..	2	0	2	0	1.000	0	0	1	.000	0	0
15 ROEVENS Robin....	2	0	2	0	1.000	0	0	0	---	0	0
19 EXTERGEM Van Tom.	2	2	0	0	1.000	0	0	0	---	0	0
30 MERTENS Nicky....	1	1	0	0	1.000	0	0	0	---	0	0
12 JONGH De Robbe...	1	0	1	0	1.000	0	0	1	.000	0	0
32 GIORGIADIS Randy.	17	6	9	2	.882	1	0	0	---	0	0
26 KING Vincent.....	2	1	0	1	.500	0	0	0	---	0	0
11 ANTONACCI Terrenc	0	0	0	0	.000	0	0	0	---	0	0
33 DESMEDT Cedric...	0	0	0	0	.000	0	0	0	---	0	0
10 VLYMINCKX Nicky..	0	0	0	0	.000	0	0	0	---	0	0
13 SEL Yannick.....	0	0	0	0	.000	0	0	0	---	0	0
27 BRANDEN VD Kenny.	0	0	0	0	.000	0	0	1	.000	0	0
70 OEYEN Lorenzo....	0	0	0	0	.000	0	0	0	---	0	0
57 MIGEOT Nicolas...	0	0	0	0	.000	0	0	0	---	0	0
28 HEYRMAN Hans.....	0	0	0	0	.000	0	0	0	---	0	0
22 HERSSENS David...	0	0	0	0	.000	0	0	0	---	0	0
Totals.....	127	90	34	3	.976	1	0	3	.000	0	0
Opponents.....	138	84	41	13	.906	5	12	1	.923	2	0

Hitting minimums - 1 Games 1.0 AB/Game 2.7 TPA/Game
Pitching minimums - 1 Games 1.0 IP/Game



Qualifier EUROPEAN Championship SENIORS '11

ANTWERP, BELGIUM • 25th / 30th JULY



Teams' stats

	Latvia	LAT
---	---------------	------------

Overall Statistics for LATVIA (as of July 29, 2011)
(All games Sorted by Batting avg)

record: 0-4

Player	AVG	GP-GS	AB	R	H	2B	3B	HR	RBI	TB	SLG%	BB	HBP	SO	GDP	OB%	SF	SH	SB-ATT	PO	A	E	FLD%
5 DUSELIS Janis....	.100	4-4	10	0	1	0	0	0	0	1	.100	1	0	4	0	.182	0	0	0-0	21	1	0	1.000
7 DOVEIKA Didzis...	.333	2-2	6	1	2	1	0	0	0	3	.500	0	0	2	0	.333	0	0	0-0	2	3	1	.833
77 ALEKSEJEVS Igors...	.300	3-3	10	1	3	0	0	0	2	3	.300	0	0	3	0	.300	0	0	0-0	7	5	3	.800
25 GUTMANIS Andris...	.222	3-3	9	2	2	0	0	0	0	2	.222	0	0	2	0	.222	0	0	3-3	3	0	2	.600
2 UPENIEKS Janis...	.200	4-4	10	0	2	0	0	0	2	2	.200	0	0	3	0	.200	0	0	1-1	4	1	2	.714
51 RIMICANS Ritvars...	.167	4-3	6	0	1	0	0	0	0	1	.167	0	0	3	0	.167	0	0	0-0	7	0	2	.778
8 SKRASTINS Agris...	.111	4-4	9	1	1	0	0	0	1	1	.111	1	0	3	0	.200	0	0	2-2	5	7	3	.800
6 ANSONS Andis....	.000	4-4	8	0	0	0	0	0	0	0	.000	0	0	3	0	.000	0	0	0-0	12	10	3	.880
3 DUSELIS Kristaps...	.000	3-3	8	1	0	0	0	0	0	0	.000	1	0	3	0	.111	0	0	1-1	5	1	2	.750
45 ARBIDANS Martins...	.000	4-2	7	1	0	0	0	0	0	0	.000	2	1	4	0	.300	0	0	0-0	1	0	1	.500
1 KRAPANIS Kalvis...	.000	3-2	4	0	0	0	0	0	0	0	.000	0	1	2	0	.200	0	0	0-1	9	4	3	.813
18 STASUNS Nikita...	.000	4-1	4	1	0	0	0	0	0	0	.000	0	0	1	0	.000	0	0	1-1	1	0	1	.500
9 KNOPKENS Arturs...	.000	3-0	2	0	0	0	0	0	0	0	.000	0	0	1	0	.000	0	0	0-0	1	0	0	1.000
96 GEIDA Juris.....	.000	2-0	1	0	0	0	0	0	0	0	.000	1	0	0	0	.500	0	0	0-0	0	0	0	.000
34 ERTNERS Janis....	.000	2-0	1	0	0	0	0	0	0	0	.000	1	0	0	0	.500	0	0	0-0	0	0	0	.000
55 STRUBERGS Toms...	.000	2-1	1	0	0	0	0	0	0	0	.000	0	0	1	0	.000	0	0	0-0	0	1	0	1.000
69 REKSNIS Rolands..	.000	1-0	1	0	0	0	0	0	0	0	.000	0	0	0	0	.000	0	0	0-0	1	0	0	1.000
13 SAMOILOVS Alvilis..	.000	2-1	1	0	0	0	0	0	0	0	.000	1	0	1	0	.500	0	0	1-1	1	0	0	1.000
Totals.....	.122	4-4	98	8	12	1	0	0	5	13	.133	8	2	36	0	.204	0	0	9-10	80	33	23	.831
Opponents.....	.404	4-4	136	57	55	8	4	1	47	74	.544	31	7	12	4	.522	4	0	10-12	84	22	5	.955

LOB - Team (16), Opp (40). DPs turned - Team (8), IBB - Team (0), Opp (1).

(All games Sorted by Earned run avg)

Player	ERA	W-L	APP	GS	CG	SHO/CBO	SV	IP	H	R	ER	BB	SO	2B	3B	HR	AB	B/Avg	WP	HBP	BK	SFA	SHA
69 REKSNIS Rolands..	4.15	0-0	2	0	0	0/0	0	4.1	7	3	2	4	1	0	0	0	20	.350	1	2	0	0	0
6 ANSONS Andis....	8.44	0-1	2	1	0	0/0	0	5.1	12	12	5	2	2	1	0	0	32	.375	1	1	0	1	0
2 UPENIEKS Janis...	10.38	0-0	2	0	0	0/0	0	4.1	6	5	5	3	1	1	1	0	14	.429	2	1	0	1	0
5 DUSELIS Janis....	0.00	0-0	1	0	0	0/0	0	1.0	0	0	0	1	1	0	0	0	3	.000	0	0	0	0	0
55 STRUBERGS Toms...	4.50	0-0	2	0	0	0/0	0	2.0	3	5	1	2	2	1	1	0	10	.300	1	0	0	1	0
8 SKRASTINS Agris..	9.00	0-0	1	0	0	0/0	0	1.0	2	1	1	0	1	0	0	0	5	.400	0	0	0	0	0
13 SAMOILOVS Alvilis..	13.50	0-0	1	0	0	0/0	0	2.2	6	4	4	3	2	0	0	0	14	.429	1	1	0	0	0
3 DUSELIS Kristaps...	17.18	0-1	1	1	0	0/0	0	3.2	8	9	7	6	2	1	1	0	19	.421	1	0	1	1	0
7 DOVEIKA Didzis...	40.50	0-1	1	1	0	0/0	0	1.1	1	6	6	8	0	0	0	0	5	.200	2	1	2	0	0
77 ALEKSEJEVS Igors...	60.75	0-1	1	1	0	0/0	0	1.1	10	12	9	2	0	3	1	1	14	.714	0	1	0	0	0
Totals.....	13.33	0-4	4	4	0	0/0	0	27.0	55	57	40	31	12	8	4	1	136	.404	9	7	3	4	0
Opponents.....	1.93	4-0	4	4	1	2/1	0	28.0	12	8	6	8	36	1	0	0	98	.122	1	2	0	0	0

PB - Team (1), KRAPANIS 1, Opp (1). Pickoffs - Team (1), ANSONS 1. SBA/ATT - KRAPANIS (6-8), GUTMANIS (4-4), DUSELIS K (3-4), UPENIEKS (2-3), ALEKSEJEVS (2-2), DOVEIKA (1-1), REKSNIS (1-1), ANSONS (1-1).

<page>

Qualifier European Championship Seniors
Overall Statistics for LATVIA (as of Jul 30, 2011)
(All games Sorted by Fielding pct)

Player	C	PO	A	E	FLD%	Dps	SBA	CSB	SBA%	PB	CI
5 DUSELIS Janis....	22	21	1	0	1.000	5	0	0	---	0	0
55 STRUBERGS Toms...	1	0	1	0	1.000	0	0	0	---	0	0
13 SAMOILOVS Alvilis..	1	1	0	0	1.000	0	0	0	---	0	0
9 KNOPKENS Arturs..	1	1	0	0	1.000	0	0	0	---	0	0
69 REKSNIS Rolands..	1	1	0	0	1.000	0	1	0	1.000	0	0
6 ANSONS Andis....	25	12	10	3	.880	4	1	0	1.000	0	0
7 DOVEIKA Didzis...	6	2	3	1	.833	0	1	0	1.000	0	0
1 KRAPANIS Kalvis...	16	9	4	3	.813	2	6	2	.750	1	0
8 SKRASTINS Agris..	15	5	7	3	.800	3	0	0	---	0	0
77 ALEKSEJEVS Igors...	15	7	5	3	.800	3	2	0	1.000	0	0
51 RIMICANS Ritvars...	9	7	0	2	.778	0	0	0	---	0	0
3 DUSELIS Kristaps...	8	5	1	2	.750	2	3	1	.750	0	0
2 UPENIEKS Janis...	7	4	1	2	.714	0	2	1	.667	0	0
25 GUTMANIS Andris..	5	3	0	2	.600	0	4	0	1.000	0	0
45 ARBIDANS Martins...	2	1	0	1	.500	0	0	0	---	0	0
18 STASUNS Nikita...	2	1	0	1	.500	0	0	0	---	0	0
34 ERTNERS Janis....	0	0	0	0	.000	0	0	0	---	0	0
96 GEIDA Juris.....	0	0	0	0	.000	0	0	0	---	0	0
Totals.....	136	80	33	23	.831	8	10	2	.833	1	0
Opponents.....	111	84	22	5	.955	0	9	1	.900	1	0

Hitting minimums - 1 Games 1.0 AB/Game 2.7 TPA/Game
Pitching minimums - 1 Games 1.0 IP/Game



Qualifier EUROPEAN Championship SENIORS '11

ANTWERP, BELGIUM • 25th / 30th JULY



Teams' stats

	Poland	POL
--	---------------	------------

Overall Statistics for POLAND (as of July 29, 2011)
(All games Sorted by Batting avg)

record: 2-2

Player	AVG	GP-GS	AB	R	H	2B	3B	HR	RBI	TB	SLG%	BB	HBP	SO	GDP	OB%	SF	SH	SB-ATT	PO	A	E	FLD%
90 NOLBRZAK Lukasz..	.750	4-3	8	2	6	0	0	0	3	6	.750	2	0	0	0	.800	0	1	1-1	2	0	2	.500
78 KRASZEWSKI Gracja	.438	4-4	16	3	7	2	1	0	4	11	.688	3	0	1	0	.526	0	0	0-2	13	0	0	1.000
13 KALINSKI Rafal...	.357	4-4	14	5	5	0	0	0	2	5	.357	2	0	3	0	.438	0	0	1-1	8	9	2	.895
77 GARBACZ Jakub....	.250	4-3	12	2	3	0	0	0	4	3	.250	0	0	3	0	.200	3	0	0-0	26	2	1	.966
69 GRZANOWSKI Marius	.200	4-2	10	1	2	0	0	0	1	2	.200	2	0	1	0	.333	0	0	0-0	5	2	2	.778
21 ZBARAZ Kamil.....	.188	4-3	16	2	3	1	0	0	2	4	.250	1	0	1	0	.235	0	1	1-1	6	0	1	.857
55 ORLINSKI Milosz...	.143	4-4	14	2	2	1	0	0	1	3	.214	2	0	4	0	.250	0	0	0-0	3	5	2	.800
42 PALUCH Przemyslaw	.071	4-4	14	2	1	0	0	0	2	1	.071	1	1	4	0	.188	0	0	0-1	27	3	0	1.000

54 ZURKOWSKI Arkadiu	1.000	1-0	1	0	1	1	0	0	1	2	2.000	0	0	0	0	1.000	0	0	0-0	0	0	0	.000
47 RAINKO Ariel.....	.500	2-2	8	3	4	0	1	0	0	6	.750	1	0	1	0	.556	0	0	0-1	3	4	0	1.000
49 MOTAS Grzegorz...	.500	1-1	2	0	1	0	1	0	1	3	1.500	1	0	0	0	.667	0	0	0-0	0	0	0	.000
99 ROTTER Julian....	.200	3-1	5	2	1	1	0	0	1	2	.400	0	0	2	0	.200	0	0	0-0	3	0	0	1.000
83 SOBCZYK Lukasz...	.143	4-3	7	4	1	0	0	0	0	1	.143	2	0	1	0	.333	0	1	1-1	0	0	0	.000
41 PAPROCKI Mariusz..	.000	2-1	3	1	0	0	0	0	0	0	.000	1	0	1	0	.250	0	0	0-0	0	0	0	.000
33 BIELECKI Gracjan..	.000	1-0	0	0	0	0	0	0	0	0	.000	0	0	0	0	.000	0	0	0-0	0	0	0	.000
34 MATECKI Robert...	.000	1-1	0	0	0	0	0	0	0	0	.000	0	0	0	0	.000	0	0	0-0	0	0	0	.000
Totals.....	.285	4-4	130	29	37	6	3	0	22	49	.377	18	1	22	0	.368	3	3	4-8	96	33	11	.921
Opponents.....	.234	4-4	124	16	29	3	1	0	12	34	.274	15	1	34	3	.321	0	2	5-7	96	42	13	.914

LOB - Team (29), Opp (30). DPs turned - Team (3), Opp (1). Picked off - GARBACZ 1, KRASZEWSKI 1.

(All games Sorted by Earned run avg)

Player	ERA	W-L	APP	GS	CG	SHO/CBO	SV	IP	H	R	ER	BB	SO	2B	3B	HR	AB	B/Avg	WP	HBP	BK	SFA	SHA
45 DOBKOWSKI Jan....	0.00	1-0	1	1	1	0/0	0	9.0	8	1	0	3	5	1	0	0	37	.216	0	0	0	0	0
86 SNOPEK Lukasz....	1.35	1-0	2	1	1	1/0	0	6.2	3	1	1	2	8	0	1	0	22	.136	1	1	0	0	0
52 DESKA Marek.....	1.93	0-0	2	1	0	0/0	0	9.1	6	3	2	1	16	1	0	0	34	.176	0	0	0	0	1
98 DABROWIECKI Kris.	12.86	0-2	2	1	0	0/0	0	7.0	12	11	10	9	5	1	0	0	31	.387	0	0	0	0	1
Totals.....	3.66	2-2	4	4	2	1/0	0	32.0	29	16	13	15	34	3	1	0	124	.234	1	1	0	0	2
Opponents.....	5.57	2-2	4	4	0	0/0	0	32.1	37	29	20	18	22	6	3	0	130	.285	6	1	1	3	3

PB - Team (1), GARBACZ 1, Opp (2). Pickoffs - Team (0), Opp (2). SBA/ATT - PALUCH (5-6), DABROWIECKI (3-4), DESKA (2-2), SNOPEK (0-1), GARBACZ (0-1).

<page>

Qualifier European Championship Seniors
Overall Statistics for POLAND (as of Jul 30, 2011)
(All games Sorted by Fielding pct)

Player	C	PO	A	E	FLD%	Dps	SBA	CSB	SBA%	PB	CI
42 PALUCH Przemyslaw	30	27	3	0	1.000	1	5	1	.833	0	0
78 KRASZEWSKI Gracja	13	13	0	0	1.000	1	0	0	---	0	0
47 RAINKO Ariel.....	7	3	4	0	1.000	1	0	0	---	0	0
98 DABROWIECKI Kris.	4	0	4	0	1.000	0	3	1	.750	0	0
99 ROTTER Julian....	3	3	0	0	1.000	0	0	0	---	0	0
86 SNOPEK Lukasz....	2	0	2	0	1.000	0	0	1	.000	0	0
77 GARBACZ Jakub....	29	26	2	1	.966	2	0	1	.000	1	0
13 KALINSKI Rafal...	19	8	9	2	.895	2	0	0	---	0	0
21 ZBARAZ Kamil.....	7	6	0	1	.857	0	0	0	---	0	0
55 ORLINSKI Milosz..	10	3	5	2	.800	1	0	0	---	0	0
69 GRZANOWSKI Marius	9	5	2	2	.778	1	0	0	---	0	0
45 DOBKOWSKI Jan....	3	0	2	1	.667	0	0	0	---	0	0
90 NOLBRZAK Lukasz..	4	2	0	2	.500	0	0	0	---	0	0
33 BIELECKI Gracjan..	0	0	0	0	.000	0	0	0	---	0	0
52 DESKA Marek.....	0	0	0	0	.000	0	2	0	1.000	0	0
49 MOTAS Grzegorz...	0	0	0	0	.000	0	0	0	---	0	0
34 MATECKI Robert...	0	0	0	0	.000	0	0	0	---	0	0
54 ZURKOWSKI Arkadiu	0	0	0	0	.000	0	0	0	---	0	0
83 SOBCZYK Lukasz...	0	0	0	0	.000	0	0	0	---	0	0
41 PAPROCKI Mariusz.	0	0	0	0	.000	0	0	0	---	0	0
Totals.....	140	96	33	11	.921	3	5	2	.714	1	0
Opponents.....	151	96	42	13	.914	1	4	4	.500	2	0

Hitting minimums - 1 Games 1.0 AB/Game 2.7 TPA/Game
Pitching minimums - 1 Games 1.0 IP/Game



Qualifier EUROPEAN Championship SENIORS '11

ANTWERP, BELGIUM • 25th / 30th JULY



Teams' stats

	Slovakia	SVK
--	-----------------	------------

Overall Statistics for SLOVAKIA (as of July 29, 2011)
(All games Sorted by Batting avg)

record: 2-2

Player	AVG	GP-GS	AB	R	H	2B	3B	HR	RBI	TB	SLG%	BB	HBP	SO	GDP	OB%	SF	SH	SB-ATT	PO	A	E	FLD%
6 JANKOVIC Igor....	.375	4-4	16	3	6	1	0	0	4	7	.438	2	0	2	0	.444	0	0	0-0	25	2	1	.964
18 BOSY Martin.....	.353	4-4	17	4	6	1	0	0	4	7	.412	0	0	3	0	.333	1	0	2-3	3	0	1	.750
12 KUZMA Jan.....	.286	4-4	14	4	4	0	0	0	0	4	.286	1	3	2	0	.444	0	0	0-0	26	5	2	.939
2 HORACEK Jakub....	.267	4-3	15	6	4	2	0	0	1	6	.400	2	0	3	1	.353	0	0	0-0	4	0	1	.800
5 BISKOROVNJNY Toma	.250	4-4	16	3	4	0	2	0	5	8	.500	4	0	5	1	.400	0	0	0-0	7	0	0	1.000
23 JABLONKA Jan.....	.231	3-3	13	1	3	0	0	0	2	3	.231	0	0	5	0	.231	0	0	0-0	6	9	1	.938
8 MIKUS Ondrej.....	.222	3-3	9	3	2	0	0	0	1	2	.222	2	0	3	0	.364	0	1	0-0	8	3	1	.917
9 BRUNEGRAF Martin.	.214	4-4	14	4	3	0	0	0	1	3	.214	2	0	4	0	.294	1	0	3-3	6	9	5	.750
21 RAUTNER Jakub....	.182	4-4	11	2	2	1	0	0	3	3	.273	1	0	3	0	.250	0	0	0-0	9	1	0	1.000

20 ZAT'KO Martin....	.500	2-0	4	1	2	0	0	0	0	2	.500	1	0	1	1	.600	0	0	0-0	1	0	1	.500
11 ESMIR Michal.....	.200	2-1	5	2	1	0	0	0	3	1	.200	1	0	1	0	.333	0	0	0-0	0	2	1	.667
3 NOGA Michal.....	.000	2-1	5	0	0	0	0	0	1	0	.000	2	0	2	0	.286	0	0	2-2	1	5	1	.857
19 LUKACKA Martin...	.000	1-1	2	0	0	0	0	0	0	0	.000	0	0	1	0	.000	0	0	0-0	3	1	0	1.000
Totals.....	.262	4-4	141	33	37	5	2	0	25	46	.326	18	3	35	3	.354	2	1	7-8	102	49	15	.910
Opponents.....	.246	4-4	130	26	32	5	1	0	17	39	.300	26	1	25	1	.373	1	4	10-11	104	37	15	.904

LOB - Team (28), Opp (34). DPs turned - Team (3), Opp (4). Picked off - HORACEK 1.

(All games Sorted by Earned run avg)

Player	ERA	W-L	APP	GS	CG	SHO/CBO	SV	IP	H	R	ER	BB	SO	2B	3B	HR	AB	B/Avg	WP	HBP	BK	SFA	SHA
4 TESLIK Pavol.....	0.00	0-0	1	1	0	0/0	0	5.0	4	0	0	7	0	0	0	0	15	.267	1	0	0	0	1
13 BOSANSKY Marek...	1.64	1-0	2	1	0	0/0	0	11.0	6	3	2	3	12	0	0	0	40	.150	0	0	0	0	1
15 OKASA Jakub.....	1.80	1-0	2	0	0	0/0	0	5.0	3	3	1	3	4	0	0	0	18	.167	0	1	0	0	0
20 ZAT'KO Martin....	4.50	0-1	1	1	0	0/0	0	4.0	4	3	2	2	3	1	0	0	15	.267	0	0	0	0	1
25 IZOLD Jakub.....	4.50	0-0	1	0	0	0/0	0	4.0	4	2	2	2	2	2	0	0	18	.222	0	0	0	0	0

3 NOGA Michal.....	0.00	0-0	1	0	0	0/0	0	2.2	3	4	0	2	1	1	0	0	10	.300	0	0	0	0	0
19 LUKACKA Martin...	9.00	0-0	1	0	0	0/0	0	1.0	1	1	1	0	0	0	0	0	3	.333	0	0	0	1	1
7 ZILAVY Lukas.....	27.00	0-0	2	1	0	0/0	0	1.0	5	5	3	1	2	1	1	0	8	.625	1	0	0	0	0
11 ESMIR Michal.....	27.00	0-0	1	0	0	0/0	0	0.1	0	1	1	2	1	0	0	0	1	.000	0	0	0	0	0
22 PROCHACZKA Simon.	99.00	0-1	1	0	0	0/0	0	0.0	2	4	4	4	0	0	0	0	2	1.000	0	0	0	0	0
Totals.....	3.18	2-2	4	4	0	0/0	0	34.0	32	26	12	26	25	5	1	0	130	.246	2	1	0	1	4
Opponents.....	6.23	2-2	4	4	0	1/1	0	34.2	37	33	24	18	35	5	2	0	141	.262	4	3	0	2	1

PB - Team (2), JANKOVIC 2. Pickoffs - Team (2), NOGA 1, TESLIK 1, Opp (1). SBA/ATT - JANKOVIC (10-11), OKASA (4-5), ZILAVY (2-2), LUKACKA (2-2), NOGA (1-1), TESLIK (1-1).

<page>

Qualifier European Championship Seniors
Overall Statistics for SLOVAKIA (as of Jul 29, 2011)
(All games Sorted by Fielding pct)

Player	C	PO	A	E	FLD%	DPS	SBA	CSB	SBA%	PB	CI
21 RAUTNER Jakub....	10	9	1	0	1.000	1	0	0	---	0	0
5 BISKOROVNJNY Toma	7	7	0	0	1.000	0	0	0	---	0	0
13 BOSANSKY Marek...	5	2	3	0	1.000	0	0	0	---	0	0
25 IZOLD Jakub.....	5	0	5	0	1.000	0	0	0	---	0	0
4 TESLIK Pavol.....	5	1	4	0	1.000	0	1	0	1.000	0	0
19 LUKACKA Martin...	4	3	1	0	1.000	0	2	0	1.000	0	0
6 JANKOVIC Igor....	28	25	2	1	.964	0	10	1	.909	2	0
12 KUZMA Jan.....	33	26	5	2	.939	1	0	0	---	0	0
23 JABLONKA Jan.....	16	6	9	1	.938	2	0	0	---	0	0
8 MIKUS Ondrej.....	12	8	3	1	.917	1	0	0	---	0	0
3 NOGA Michal.....	7	1	5	1	.857	1	1	0	1.000	0	0
2 HORACEK Jakub....	5	4	0	1	.800	0	0	0	---	0	0
9 BRUNEGRAF Martin.	20	6	9	5	.750	0	0	0	---	0	0
18 BOSY Martin.....	4	3	0	1	.750	0	0	0	---	0	0
11 ESMIR Michal.....	3	0	2	1	.667	0	0	0	---	0	0
20 ZAT'KO Martin....	2	1	0	1	.500	0	0	0	---	0	0
22 PROCHACZKA Simon.	0	0	0	0	.000	0	0	0	---	0	0
15 OKASA Jakub.....	0	0	0	0	.000	0	4	1	.800	0	0
7 ZILAVY Lukas.....	0	0	0	0	.000	0	2	0	1.000	0	0
Totals.....	166	102	49	15	.910	3	10	1	.909	2	0
Opponents.....	156	104	37	15	.904	4	7	1	.875	0	0

Hitting minimums - 1 Games 1.0 AB/Game 2.7 TPA/Game
Pitching minimums - 1 Games 1.0 IP/Game



Technical Appointments

Saturday 30st July

Field	Time	Home Team	11 Visitor Team
Hoboken	12:00	Belgium	Austria
Umpires:	HP: Juraj Jankovic(SVK)	1B: Marcin Szmid(POL)	3B: Patrick Baeyens (BEL)
T.C.:	Jean Marie Meurant(FRA) / Fred van Groningen (NED)		

Field	Time	Home Team	12*) Visitor Team
Hoboken	16:00	Austria	Belgium
Umpires:	HP: Marcin Szmid(POL)	1B: Juraj Jankovic(SVK)	3B: Tomas Brezovski(AUT)
T.C.:	Jean Marie Meurant(FRA) / Fred van Groningen (NED)		

*) 3rd If Needed

Scorekeepers/ Data Entry/Stats	Karen Vischschoonmaker(BEL)	Marina Baert (BEL)	Rienette Hamers (NED)
	Patsy Michiels(BEL)	Marleen Verbist (BEL)	



Abbreviations

HITTING		FIELDING	
2B	Doubles	A	Assists
3B	Triples	C	Chances
AB	At bats	CI	Catcher's interference
AVG	Batting average	CSB	Caught stealing by (pitcher and catcher)
BB	Base on balls	DPs	Double plays participated in
GPD	Grounded into double plays	E	Errors
GP / GS	Games played / Games started	FLD%	Fielding percentage
H	Base hits	PB	Passed balls (catcher)
HBP	Hit by pitch	PO	Putouts
HR	Home runs	SBA	Stolen bases allowed (pitcher and catcher)
IBB	Intentional base on balls	SBA%	Stolen bases against percentage (pitcher and catcher)
OB%	On base percentage		
R	Runs scored		
RBI	Runs batted in		
SB / ATT	Stolen bases / Stolen bases attempts		
SF	Sacrifice flies		
SH	Sacrifice hits		
SLG%	Slugging percentage		
SO	Strikeouts		
TB	Total bases		
PITCHING		ANALYSIS STATISTICS	
2B	Doubles allowed	vs Left	Avg against left-handed pitchers
3B	Triples allowed	vs Right	Avg against right-handed pitchers
AB	At bats	rch by leadoff	Avg when leading off an inning
APP / GS	Appearances / Game starts	with 2 outs	Avg when batting with 2 outs
B/Avg	Opponent batting average	w/runners on	Avg when batting with runners on base
BB	Base on balls allowed	w/bases empty	Avg when batting with bases empty
BF	Batters faced	RBI ops	Avg when batting with runners on 2nd or 3rd base
IBB	Intentional base on balls allowed	Gnd out	Number of ground outs (includes SACs, but not errors)
BK	Balk	Fly out	Number of fly outs (includes SFs, but not errors)
CG	Complete games	Fly / Gnd	Fly outs to ground outs ratio
ER	Earned runs allowed	pinch hitting	Avg as pinch hitter
ERA	Earned run average	with runners in scoring pos	Avg when batting with runners in scoring positions
FO	Fly outs	w/rnr on 3rd and LT 2 outs	Avg when batting with runner on third base and less than 2 outs
GO	Ground outs	with 2 outs	Avg when batting with 2 outs
H	Hits allowed	2 out rbi	Runs batted in with 2 outs
HBP	Hit by pitch	success advancing rnr	Success advancing runners
HR	Home runs allowed	#rnr adv w/out	Number of times batter made an out and advanced at least 1 runner
IP	Innings played	rnr	Number of runners left on base by last batter of inning
R	Runs allowed	rch err	Reach first base on error
SFA	Sacrifice flies allowed	rch fc	Reach first base on fielder's choice
SHA	Sacrifice hits allowed	kl	Strikeouts look
SHO/CHO	Shutouts / Combination shutouts		
SO	Strikeouts		
SV	Saves		
W/L	Wins/Losses		
WP	Wild pitches		