



Qualifier EUROPEAN Championship SENIORS '11

BARCELONA, SPAIN • 25th / 30th JULY



Daily Report 4

July 27th, 2011



Qualifier EUROPEAN Championship SENIORS '11

BARCELONA, SPAIN • 25th / 30th JULY



Results

Game	At time	Ballpark	Pool	Home team	Visiting team	Final Score	Inn.
Monday 25th July							
1	11:00	Montjuic	A	Ireland	Switzerland	2-13	7
2	18:00	Montjuic	A	Finland	Spain	0-15	6
Tuesday 26th July							
3	11:00	Montjuic	A	Switzerland	Finland	16-3	7
4	18:00	Montjuic	A	Hungary	Spain	0-16	5
Wednesday 27th July							
5	11:00	Montjuic	A	Ireland	Hungary	10-0	8
6	18:00	Montjuic	A	Spain	Switzerland	6-0	9
Thursday 28th July							
7	11:00	Montjuic	A	Hungary	Finland	-	-
8	18:00	Montjuic	A	Spain	Ireland	-	-
Friday 29th July							
9	11:00	Montjuic	A	Finland	Ireland	-	-
10	18:00	Montjuic	A	Switzerland	Hungary	-	-
Saturday 30th July							
11	11:00	Montjuic	Fi	:: N.1 ::	:: N.2 ::	-	-
12	16:00*	Montjuic	Fi	:: N.2 ::	:: N.1 ::	-	-

* 3rd game if needed

Standing Pool A

Pos	Team	GP	WO	LO	AVG	GB
1	Spain	3	3	0	1000	0
2	Switzerland	3	2	1	667	1
3	Ireland	2	1	1	500	1.5
4	Finland	2	0	2	0	2.5
5	Hungary	2	0	2	0	2.5

Teams tied, in alphabetical order



Qualifier EUROPEAN Championship SENIORS '11

BARCELONA, SPAIN • 25th / 30th JULY



Game Summary 5



Ireland - Hungary



Jul 27, 2011 at BARCELONA (CARLOS PEREZ D ROZAS)

HUNGARY 0 (0-2)

Player	AB	R	H	BI	2B	3B	HR	BB	SB	CS	HP	SH	SF	SO	IBB	KL	GDP	PO	A	E
NIKOLITS G cf	4	0	0	0	0	0	0	0	0	0	0	0	0	1	0	0	0	1	0	0
RADVANYI T rf	3	0	2	0	0	0	0	0	1	0	0	0	0	0	0	0	0	0	0	0
BUBLA A ss	3	0	0	0	0	0	0	0	0	0	0	0	0	2	0	0	0	2	5	0
ANDRAS J 3b	3	0	1	0	0	0	0	0	0	0	0	0	0	1	0	0	0	1	3	0
SIMONYI D c	3	0	0	0	0	0	0	0	0	0	0	0	0	0	0	0	1	2	0	2
NEMETH B 1b	3	0	1	0	0	0	0	0	0	0	0	0	0	0	0	0	0	11	0	0
ZALABAI Z p	2	0	0	0	0	0	0	0	0	0	1	0	0	0	0	0	0	0	2	1
DAROCZI J p	0	0	0	0	0	0	0	0	0	0	0	0	0	0	0	0	0	0	0	0
KOVACS G p	0	0	0	0	0	0	0	0	0	0	0	0	0	0	0	0	0	0	0	0
HALMOS B 2b	3	0	0	0	0	0	0	0	0	0	0	0	0	0	0	0	0	3	3	2
LUPTAK P lf	3	0	0	0	0	0	0	0	0	0	0	0	0	2	0	0	0	3	0	1
Totals.....	27	0	4	0	0	0	0	0	1	0	1	0	0	6	0	0	1	23	13	6

IRELAND 10 (1-1)

Player	AB	R	H	BI	2B	3B	HR	BB	SB	CS	HP	SH	SF	SO	IBB	KL	GDP	PO	A	E
PITA J 2b	3	0	0	0	0	0	0	0	0	0	1	0	0	0	0	0	0	1	3	1
DILLON J ph	0	1	0	0	0	0	0	1	0	0	0	0	0	0	0	0	0	0	0	0
ANGLIN D 3b	5	1	0	0	0	0	0	0	0	0	0	0	0	2	0	1	0	1	4	1
SMITH B ss	2	3	1	0	0	0	0	3	2	0	0	0	0	0	1	0	0	1	2	0
ANGLIN N dh	5	0	2	3	0	0	0	0	0	0	0	0	0	0	0	0	0	0	0	0
CUEVAS J lf	3	1	1	0	0	0	0	0	0	0	1	0	0	0	0	0	0	0	0	0
FOX A pr	0	1	0	0	0	0	0	1	0	0	0	0	0	0	0	0	0	0	0	0
WOODBURNE D rf	3	1	0	1	0	0	0	1	0	0	1	0	0	0	0	0	0	1	0	0
DIVITON S 1b	3	1	1	1	0	0	0	0	0	0	0	0	1	0	0	0	0	14	0	0
ANGLIN G cf	4	0	2	1	0	0	0	0	2	0	0	0	0	0	0	0	0	0	0	0
KELLEY T c	3	1	0	1	0	0	0	1	0	0	0	0	0	0	0	0	0	6	0	0
O'LEARY T J p	0	0	0	0	0	0	0	0	0	0	0	0	0	0	0	0	0	0	3	0
Totals.....	31	10	7	7	0	0	0	7	4	0	3	0	1	2	1	1	0	24	12	2

HUNGARY	IP	H	R	ER	BB	SO	WP	HB	BK	IBB	SH	SF	CI	2B	3B	HR	AB	BF	FO	GO
ZALABAI Z L,0-1	7.0	5	2	0	2	2	0	1	1	0	0	0	0	0	0	0	26	29	8	11
DAROCZI J	0.1	1	5	2	1	0	0	2	0	0	0	1	0	0	0	0	2	6	0	1
KOVACS G	0.1	1	3	0	4	0	0	0	0	1	0	0	0	0	0	0	3	7	0	1

IRELAND	IP	H	R	ER	BB	SO	WP	HB	BK	IBB	SH	SF	CI	2B	3B	HR	AB	BF	FO	GO
O'LEARY T J W,1-0	8.0	4	0	0	0	6	0	1	1	0	0	0	0	0	0	0	27	28	5	11

Umpires - HP: RODRIGUEZ S (ESP) 1B: ULLOA M (ESP) 3B: BEIER J (SUI)

Start: 11:04 Time: 2:18 Attendance: 57 Weather: CLOUDY

SCOREKEEPERS: MARTIN J J. (ESP) GUTIERREZ R (ESP)

TC: STROM P (SWE)



Qualifier EUROPEAN Championship SENIORS '11

BARCELONA, SPAIN • 25th / 30th JULY



Game Summary 6

	Spain - Switzerland	
--	----------------------------	--

Jul 27, 2011 at BARCELONA (CARLOS PEREZ D ROZAS)

SWITZERLAND 0 (2-1)

Player	AB	R	H	BI	2B	3B	HR	BB	SB	CS	HP	SH	SF	SO	IBB	KL	GDP	PO	A	E
SIEGEL R cf	4	0	1	0	0	0	0	0	0	0	0	0	0	1	0	1	0	2	0	0
HUBER V rf	2	0	0	0	0	0	0	1	0	0	0	0	0	2	0	0	0	5	0	0
IMBODEN T ph	1	0	0	0	0	0	0	0	0	0	0	0	0	1	0	0	0	0	0	0
SIEGRIST T c	3	0	0	0	0	0	0	1	0	0	0	0	0	1	0	1	1	4	0	0
PERIGO J 1b	3	0	0	0	0	0	0	0	0	0	0	0	0	1	0	1	0	7	0	0
HANZI R 2b	3	0	0	0	0	0	0	0	0	0	0	0	0	0	0	0	0	3	2	0
EICHENBERGER dh	3	0	0	0	0	0	0	0	0	0	0	0	0	1	0	0	0	0	0	0
RODRIGUEZ A 3b	3	0	0	0	0	0	0	0	0	0	0	0	0	2	0	0	0	0	1	0
WISCHNEWSKI lf	2	0	0	0	0	0	0	0	0	0	0	0	0	2	0	2	0	0	0	0
ZELLER S ph	1	0	0	0	0	0	0	0	0	0	0	0	0	0	0	0	0	0	0	0
OSHIMA T ss	2	0	0	0	0	0	0	1	0	0	0	0	0	0	0	0	0	3	5	1
KOLLER S p	0	0	0	0	0	0	0	0	0	0	0	0	0	0	0	0	0	0	0	1
OSHIMA H p	0	0	0	0	0	0	0	0	0	0	0	0	0	0	0	0	0	0	0	0
SAVOLDELLI R p	0	0	0	0	0	0	0	0	0	0	0	0	0	0	0	0	0	0	0	0
Totals.....	27	0	1	0	0	0	0	3	0	0	0	0	0	11	0	5	1	24	8	2

ESPAÑA 6 (3-0)

Player	AB	R	H	BI	2B	3B	HR	BB	SB	CS	HP	SH	SF	SO	IBB	KL	GDP	PO	A	E
FIGUEROA D cf	3	2	2	0	0	0	0	2	1	0	0	0	0	0	0	0	0	2	0	0
TAVAREZ F D rf	2	2	1	0	0	0	0	2	0	0	0	0	0	0	0	0	0	0	0	0
MARTINEZ D rf	1	0	0	0	0	0	0	0	0	0	0	0	0	0	0	0	0	1	0	0
CARRILLO M dh	4	0	2	1	1	0	0	1	0	0	0	0	0	0	0	0	0	0	0	0
RIERA J L 1b	1	1	1	0	0	0	0	1	1	0	0	0	0	0	0	0	0	3	0	0
MONTIEL R ph/1b	1	0	0	1	0	0	0	1	0	0	0	0	1	0	0	0	0	6	0	0
NAVARRO D c	3	1	1	2	1	0	0	1	0	0	0	0	1	0	0	0	1	9	1	0
HERNANDEZ A c	0	0	0	0	0	0	0	0	0	0	0	0	0	0	0	0	0	1	0	0
FRANCO Y 3b	4	0	1	0	0	0	0	0	0	0	0	0	0	1	0	0	0	0	2	0
ARMAS H E lf	3	0	0	0	0	0	0	1	0	0	0	0	0	0	0	0	0	2	0	0
PEREZ N ss	4	0	0	0	0	0	0	0	0	0	0	0	0	1	0	0	0	2	1	0
FEBLES E 2b	2	0	0	0	0	0	0	0	0	0	0	0	0	1	0	0	0	0	1	0
SANCHEZ D E ph/2b	2	0	0	0	0	0	0	0	0	0	0	0	0	0	0	0	0	1	2	0
HERNANDEZ R p	0	0	0	0	0	0	0	0	0	0	0	0	0	0	0	0	0	0	2	0
OLIVERA M T p	0	0	0	0	0	0	0	0	0	0	0	0	0	0	0	0	0	0	1	0
LEAL R p	0	0	0	0	0	0	0	0	0	0	0	0	0	0	0	0	0	0	0	0
Totals.....	30	6	8	4	2	0	0	9	2	0	0	0	2	3	0	0	1	27	10	0

SWITZERLAND	IP	H	R	ER	BB	SO	WP	HB	BK	IBB	SH	SF	CI	2B	3B	HR	AB	BF	FO	GO
KOLLER S L,0-1	3.0	3	5	3	8	1	0	0	0	0	0	0	0	1	0	0	13	21	5	3
OSHIMA H	3.1	3	1	1	0	2	0	0	0	0	0	2	0	1	0	0	11	13	5	3
SAVOLDELLI R	1.2	2	0	0	1	0	0	0	0	0	0	0	0	0	0	0	6	7	2	2
ESPAÑA	IP	H	R	ER	BB	SO	WP	HB	BK	IBB	SH	SF	CI	2B	3B	HR	AB	BF	FO	GO
HERNANDEZ R W,1-0	7.0	0	0	0	2	10	0	0	0	0	0	0	0	0	0	0	20	22	5	5
OLIVERA M T	1.0	0	0	0	0	0	0	0	0	0	0	0	0	0	0	0	3	3	0	3
LEAL R	1.0	1	0	0	1	1	0	0	0	0	0	0	0	0	0	0	4	5	2	0

Umpires - HP: JONES T (FIN) 1B: POOR G (IRL) 3B: KISS-JAKAB J (HUN)

Start: 18:00 Time: 2:12 Attendance: 125 Weather: SUNNY

SCOREKEEPERS: FERNANDEZ N (ESP), SALVADOR E (ESP)

TC: BOKERN P (NED)

KOLLER S faced 3 batters in the 4th.



Qualifier EUROPEAN Championship SENIORS '11

BARCELONA, SPAIN • 25th / 30th JULY



Teams' stats

	Finland	FIN
--	----------------	------------

record: 0-2

(All games Sorted by Batting avg)

Player	AVG	GP-GS	AB	R	H	2B	3B	HR	RBI	TB	SLG%	BB	HBP	SO	GDP	OB%	SF	SH	SB-ATT	PO	A	E	FLD%
12 KURVINEN Jukka-Pe	.500	2-2	4	1	2	0	0	1	2	5	1.250	1	0	0	0	.600	0	0	0-0	4	0	4	.500
4 LIIRI Timo.....	.250	2-2	4	1	1	0	0	0	0	1	.250	0	0	2	0	.250	0	1	0-0	3	5	0	1.000
11 NYMARK Sebastian.	.250	2-2	4	0	1	1	0	0	1	2	.500	1	0	0	0	.400	0	0	0-0	3	5	1	.889
21 TOLPPANEN Olli...	.000	2-2	5	1	0	0	0	0	0	0	.000	0	0	1	0	.000	0	0	0-0	2	0	1	.667
14 MUUKKONEN Juha...	.000	2-2	5	0	0	0	0	0	0	0	.000	0	0	0	0	.000	0	0	0-0	1	3	2	.667
0 VARTIAINEN Janne.	.000	2-2	4	0	0	0	0	0	0	0	.000	1	0	2	0	.200	0	0	0-0	7	0	3	.700
8 SALMENPERA Pertte	.000	2-2	4	0	0	0	0	0	0	0	.000	1	0	1	0	.200	0	0	0-0	6	0	1	.857
1 PARKKINEN Tapio...	.250	2-2	4	0	1	0	0	0	0	1	.250	0	0	0	0	.250	0	0	0-1	9	0	1	.900
25 HARALA Tommi.....	.000	2-1	3	0	0	0	0	0	0	0	.000	0	0	0	0	.000	0	0	0-0	1	0	0	1.000
9 SAARMAN Ville-Her	.000	1-1	1	0	0	0	0	0	0	0	.000	0	0	0	0	.000	0	0	0-0	0	0	0	.000
3 ROPO Aki.....	.000	1-0	1	0	0	0	0	0	0	0	.000	0	0	0	0	.000	0	0	0-0	0	0	0	.000
5 KORVENMAA Matti...	.000	2-0	1	0	0	0	0	0	0	0	.000	0	0	1	0	.000	0	0	0-0	0	1	1	.500
22 ROPPONEN Tuomas...	.000	1-0	1	0	0	0	0	0	0	0	.000	0	0	0	0	.000	0	0	0-0	0	0	0	.000
24 UKKONEN Juho.....	.000	1-0	1	0	0	0	0	0	0	0	.000	0	0	0	1	.000	0	0	0-0	0	0	0	.000
7 HAMALAINEN Janne.	.000	1-0	1	0	0	0	0	0	0	0	.000	0	0	1	0	.000	0	0	0-0	0	0	0	.000
17 KESKITALO Sakari.	.000	1-0	0	0	0	0	0	0	0	0	.000	0	0	0	0	.000	0	0	0-0	0	0	0	.000
Totals.....	.116	2-2	43	3	5	1	0	1	3	9	.209	4	0	8	1	.191	0	1	0-1	36	15	14	.785
Opponents.....	.338	2-2	65	31	22	5	5	0	26	37	.569	9	4	5	0	.432	3	0	7-8	39	16	2	.965

LOB - Team (6), Opp (14). DPs turned - Team (0), Opp (1). Picked off - SALMENPERA P 1.

(All games Sorted by Earned run avg)

Player	ERA	W-L	APP	GS	CG	SHO/CBO	SV	IP	H	R	ER	BB	SO	2B	3B	HR	AB	B/Avg	WP	HBP	BK	SFA	SHA
4 LIIRI Timo.....	1.93	0-1	1	1	0	0/0	0	4.2	7	7	1	3	3	3	0	0	20	.350	0	0	0	2	0
6 HATTUNEN Ari.....	11.57	0-0	2	0	0	0/0	0	2.1	3	5	3	1	0	0	2	0	12	.250	0	1	0	0	0
9 SAARMAN Ville-Her	21.00	0-1	1	1	0	0/0	0	3.0	9	10	7	3	2	2	2	0	19	.474	1	1	0	1	0
0 VARTIAINEN Janne.	0.00	0-0	1	0	0	0/0	0	0.2	0	1	0	1	0	0	0	0	3	.000	2	0	0	0	0
11 NYMARK Sebastian.	0.00	0-0	1	0	0	0/0	0	0.1	2	3	0	0	0	0	0	0	4	.500	0	0	0	0	0
17 KESKITALO Sakari.	27.00	0-0	1	0	0	0/0	0	1.0	1	5	3	1	0	0	1	0	7	.143	0	2	0	0	0
Totals.....	8.25	0-2	2	2	0	0/0	0	12.0	22	31	11	9	5	5	5	0	65	.338	3	4	0	3	0
Opponents.....	1.38	2-0	2	2	0	1/1	0	13.0	5	3	2	4	8	1	0	1	43	.116	1	0	0	0	1

PB - Team (1), SALMENPERA P 1, Opp (1). Pickoffs - Team (0), Opp (1). SBA/ATT - SALMENPERA P (7-7), LIIRI T (3-4), HATTUNEN A (2-2), NYMARK S (1-1), SAARMAN V-H (1-1).

(All games Sorted by Fielding pct)

Player	C	PO	A	E	FLD%	DPs	SBA	CSB	SBA%	PB	CI
4 LIIRI Timo.....	8	3	5	0	1.000	0	3	1	.750	0	0
6 HATTUNEN Ari.....	1	0	1	0	1.000	0	2	0	1.000	0	0
25 HARALA Tommi.....	1	1	0	0	1.000	0	0	0	---	0	0
1 PARKKINEN Tapio...	10	9	0	1	.900	0	0	0	---	0	0
11 NYMARK Sebastian.	9	3	5	1	.889	0	1	0	1.000	0	0
8 SALMENPERA Pertte	7	6	0	1	.857	0	7	0	1.000	1	0
0 VARTIAINEN Janne.	10	7	0	3	.700	0	0	0	---	0	0
14 MUUKKONEN Juha...	6	1	3	2	.667	0	0	0	---	0	0
21 TOLPPANEN Olli...	3	2	0	1	.667	0	0	0	---	0	0
12 KURVINEN Jukka-Pe	8	4	0	4	.500	0	0	0	---	0	0
5 KORVENMAA Matti...	2	0	1	1	.500	0	0	0	---	0	0
22 ROPPONEN Tuomas...	0	0	0	0	.000	0	0	0	---	0	0
24 UKKONEN Juho.....	0	0	0	0	.000	0	0	0	---	0	0
7 HAMALAINEN Janne.	0	0	0	0	.000	0	0	0	---	0	0
3 ROPO Aki.....	0	0	0	0	.000	0	0	0	---	0	0
17 KESKITALO Sakari.	0	0	0	0	.000	0	0	0	---	0	0
9 SAARMAN Ville-Her	0	0	0	0	.000	0	1	0	1.000	0	0
Totals.....	65	36	15	14	.785	0	7	1	.875	1	0
Opponents.....	57	39	16	2	.965	1	0	1	.000	1	0

Hitting minimums - 2 Games 5 TPA 2.7 TPA/Game
Pitching minimums - 2 Games 2 IP 0.8 IP/Game



Qualifier EUROPEAN Championship SENIORS '11

BARCELONA, SPAIN • 25th / 30th JULY



Teams' stats

	Hungary	HUN
--	----------------	------------

record: 1-1

(All games Sorted by Batting avg)

Player	AVG	GP-GS	AB	R	H	2B	3B	HR	RBI	TB	SLG%	BB	HBP	SO	GDP	OB%	SF	SH	SB-ATT	PO	A	E	FLD%
21 NIKOLITS Gyorgy...	.000	2-2	6	0	0	0	0	0	0	0	.000	0	0	2	0	.000	0	0	0-0	4	0	0	1.000
14 RADVANYI Tamas...	.400	2-2	5	0	2	0	0	0	0	2	.400	0	0	0	0	.400	0	0	1-1	2	0	0	1.000
8 ZALABAI Zsolt....	.250	2-2	4	0	1	0	0	0	0	1	.250	0	1	0	0	.400	0	0	0-0	0	2	1	.667
10 HALMOS Balazs....	.200	2-2	5	0	1	0	0	0	0	1	.200	0	0	1	0	.200	0	0	0-0	4	5	3	.750
23 ANDRAS Jano.....	.200	2-2	5	0	1	0	0	0	0	1	.200	0	0	1	0	.200	0	0	0-0	2	6	2	.800
26 NEMETH Balazs....	.200	2-2	5	0	1	0	0	0	0	1	.200	0	0	0	0	.200	0	0	0-0	16	0	0	1.000
2 BUBLA Aron.....	.000	2-2	5	0	0	0	0	0	0	0	.000	0	0	2	0	.000	0	0	0-0	2	8	2	.833
15 SIMONYI Denes....	.000	2-2	5	0	0	0	0	0	0	0	.000	0	0	0	1	.000	0	0	0-0	3	0	2	.600

22 LUPTAK Peter.....	.000	2-2	3	0	0	0	0	0	0	0	.000	0	0	2	0	.000	0	1	0-0	5	0	1	.833
Totals.....	.140	2-2	43	0	6	0	0	0	0	6	.140	0	1	8	1	.159	0	1	1-1	38	22	11	.845
Opponents.....	.241	2-2	54	26	13	1	0	0	21	14	.259	15	8	3	0	.456	2	0	9-10	39	20	2	.967

LOB - Team (6), Opp (15). DPs turned - Team (0), Opp (2). IBB - Team (0), Opp (1).

(All games Sorted by Earned run avg)

Player	ERA	W-L	APP	GS	CG	SHO/CBO	SV	IP	H	R	ER	BB	SO	2B	3B	HR	AB	B/Avg	WP	HBP	BK	SFA	SHA
8 ZALABAI Zsolt....	0.00	0-1	1	1	0	0/0	0	7.0	5	2	0	2	2	0	0	0	26	.192	0	1	1	0	0
13 GYURCSEK Peter...	6.00	0-1	1	1	0	0/0	0	3.0	4	8	2	4	1	1	0	0	15	.267	1	1	0	0	0

16 KOVACS Gergo.....	0.00	0-0	2	0	0	0/0	0	1.1	1	3	0	4	0	0	0	0	5	.200	0	0	0	1	0
4 SZABO Tamas.....	36.00	0-0	1	0	0	0/0	0	1.0	1	5	4	3	0	0	0	0	5	.200	0	1	1	0	0
5 DAROCZI Janos....	54.00	0-0	1	0	0	0/0	0	0.1	1	5	2	1	0	0	0	0	2	.500	0	2	0	1	0
19 FELSOVARI Gergely	99.00	0-0	1	0	0	0/0	0	0.0	1	3	3	1	0	0	0	0	1	1.000	0	3	0	0	0
Totals.....	7.82	0-2	2	2	0	0/0	0	12.2	13	26	11	15	3	1	0	0	54	.241	1	8	2	2	0
Opponents.....	0.00	2-0	2	2	1	2/1	0	13.0	6	0	0	0	8	0	0	0	43	.140	0	1	1	0	1

PB - Team (1), SIMONYI D 1. SBA/ATT - SIMONYI D (9-9), GYURCSEK P (5-6), ZALABAI Z (3-3), DAROCZI J (1-1).

(All games Sorted by Fielding pct)

Player	C	PO	A	E	FLD%	Dps	SBA	CSB	SBA%	PB	CI
26 NEMETH Balazs....	16	16	0	0	1.000	0	0	0	---	0	0
21 NIKOLITS Gyorgy..	4	4	0	0	1.000	0	0	0	---	0	0
14 RADVANYI Tamas...	2	2	0	0	1.000	0	0	0	---	0	0
13 GYURCSEK Peter...	1	0	1	0	1.000	0	5	1	.833	0	0
2 BUBLA Aron.....	12	2	8	2	.833	0	0	0	---	0	0
22 LUPTAK Peter.....	6	5	0	1	.833	0	0	0	---	0	0
23 ANDRAS Jano.....	10	2	6	2	.800	0	0	0	---	0	0
10 HALMOS Balazs....	12	4	5	3	.750	0	0	0	---	0	0
8 ZALABAI Zsolt....	3	0	2	1	.667	0	3	0	1.000	0	0
15 SIMONYI Denes....	5	3	0	2	.600	0	9	0	1.000	1	0
16 KOVACS Gergo.....	0	0	0	0	.000	0	0	0	---	0	0
4 SZABO Tamas.....	0	0	0	0	.000	0	0	0	---	0	0
5 DAROCZI Janos....	0	0	0	0	.000	0	1	0	1.000	0	0
19 FELSOVARI Gergely	0	0	0	0	.000	0	0	0	---	0	0
Totals.....	71	38	22	11	.845	0	9	1	.900	1	0
Opponents.....	61	39	20	2	.967	2	1	0	1.000	0	0

Hitting minimums - 2 Games 5 TPA 2.7 TPA/Game

Pitching minimums - 2 Games 2 IP 0.8 IP/Game



Qualifier EUROPEAN Championship SENIORS '11

BARCELONA, SPAIN • 25th / 30th JULY



Teams' stats

	Ireland	IRL
--	----------------	------------

record: 1-1

(All games Sorted by Batting avg)

Player	AVG	GP-GS	AB	R	H	2B	3B	HR	RBI	TB	SLG%	BB	HBP	SO	GDP	OB%	SF	SH	SB-ATT	PO	A	E	FLD%
31 ANGLIN Nathaniel.	.375	2-2	8	0	3	1	0	0	3	4	.500	0	0	1	0	.375	0	0	0-0	10	0	1	.909
11 CUEVAS Jamie.....	.333	2-2	6	1	2	0	0	0	1	2	.333	0	1	0	0	.429	0	0	0-0	0	0	0	.000
15 SMITH Brian.....	.250	2-2	4	3	1	0	0	0	0	1	.250	4	0	0	0	.625	0	0	2-2	2	5	0	1.000
38 KELLEY Tom.....	.167	2-2	6	2	1	0	0	0	1	1	.167	2	0	0	0	.375	0	0	0-0	7	0	0	1.000
14 ANGLIN Doug.....	.000	1-1	5	1	0	0	0	0	0	0	.000	0	0	2	0	.000	0	0	0-0	1	4	1	.833
33 WOODBURNE Daniel.	.000	1-1	3	1	0	0	0	0	1	0	.000	1	1	0	0	.400	0	0	0-0	1	0	0	1.000
6 DILLON John.....	.000	2-1	3	2	0	0	0	0	0	0	.000	2	0	0	1	.400	0	0	0-0	0	0	0	.000

16 POWERS Colin.....	1.000	1-0	1	0	1	0	0	0	0	1	1.000	0	0	0	0	1.000	0	0	0-0	0	0	0	.000
22 ANGLIN Greg.....	.500	1-1	4	0	2	0	0	0	1	2	.500	0	0	0	0	.500	0	0	2-2	0	0	0	.000
24 DIVITON Steve.....	.333	1-1	3	1	1	0	0	0	1	1	.333	0	0	0	0	.250	1	0	0-0	14	0	0	1.000
5 PITA Jimmy.....	.000	1-1	3	0	0	0	0	0	0	0	.000	0	1	0	0	.250	0	0	0-0	1	3	1	.800
18 FOX Alan.....	.000	2-1	3	1	0	0	0	0	0	0	.000	1	0	0	0	.250	0	0	0-0	3	0	1	.750
20 O'CONNOR Darran..	.000	1-1	3	0	0	0	0	0	0	0	.000	0	0	1	0	.000	0	0	0-0	3	2	0	1.000
3 O'SULLIVAN Michae	.000	1-1	2	0	0	0	0	0	0	0	.000	0	0	0	0	.000	0	0	0-0	2	0	0	1.000
19 HERNANDEZ Tommy..	.000	1-1	1	0	0	0	0	0	1	0	.000	1	0	0	0	.333	1	0	0-0	0	2	1	.667

Totals.....	.200	2-2	55	12	11	1	0	0	9	12	.218	11	3	4	1	.352	2	0	4-4	45	19	7	.901
Opponents.....	.246	2-2	57	13	14	0	0	0	10	14	.246	12	1	8	1	.370	3	1	10-10	44	23	7	.905

LOB - Team (15), Opp (16). DPs turned - Team (2), Opp (1). IBB - Team (1), SMITH B 1.

(All games Sorted by Earned run avg)

Player	ERA	W-L	APP	GS	CG	SHO/CBO	SV	IP	H	R	ER	BB	SO	2B	3B	HR	AB	B/Avg	WP	HBP	BK	SFA	SHA
29 O'LEARY T J.....	0.00	1-0	1	1	1	1/0	0	8.0	4	0	0	0	6	0	0	0	27	.148	0	1	1	0	0
27 O'CONNELL Pat....	9.00	0-1	1	1	0	0/0	0	6.0	9	10	6	9	2	0	0	0	25	.360	1	0	1	3	1

58 FARRELL Leo.....	18.00	0-0	1	0	0	0/0	0	1.0	1	3	2	3	0	0	0	0	5	.200	3	0	0	0	0

Totals.....	4.80	1-1	2	2	1	1/0	0	15.0	14	13	8	12	8	0	0	0	57	.246	4	1	2	3	1
Opponents.....	2.45	1-1	2	2	0	0/0	0	14.2	11	12	4	11	4	1	0	0	55	.200	1	3	1	2	0

SBA/ATT - O'SULLIVAN M (9-9), O'CONNELL P (6-6), FARRELL L (3-3), O'LEARY T J (1-1), KELLEY T (1-1).

(All games Sorted by Fielding pct)

Player	C	PO	A	E	FLD%	Dps	SBA	CSB	SBA%	PB	CI
24 DIVITON Steve....	14	14	0	0	1.000	2	0	0	---	0	0
15 SMITH Brian.....	7	2	5	0	1.000	1	0	0	---	0	0
38 KELLEY Tom.....	7	7	0	0	1.000	0	1	0	1.000	0	0
20 O'CONNOR Darran..	5	3	2	0	1.000	0	0	0	---	0	0
29 O'LEARY T J.....	3	0	3	0	1.000	1	1	0	1.000	0	0
3 O'SULLIVAN Michae	2	2	0	0	1.000	0	9	0	1.000	0	0
33 WOODBURNE Daniel.	1	1	0	0	1.000	0	0	0	---	0	0
31 ANGLIN Nathaniel.	11	10	0	1	.909	0	0	0	---	0	0
14 ANGLIN Doug.....	6	1	4	1	.833	0	0	0	---	0	0
5 PITA Jimmy.....	5	1	3	1	.800	0	0	0	---	0	0
18 FOX Alan.....	4	3	0	1	.750	0	0	0	---	0	0
19 HERNANDEZ Tommy..	3	0	2	1	.667	0	0	0	---	0	0
27 O'CONNELL Pat....	3	1	0	2	.333	0	6	0	1.000	0	0
58 FARRELL Leo.....	0	0	0	0	.000	0	3	0	1.000	0	0
16 POWERS Colin.....	0	0	0	0	.000	0	0	0	---	0	0
22 ANGLIN Greg.....	0	0	0	0	.000	0	0	0	---	0	0
11 CUEVAS Jamie.....	0	0	0	0	.000	0	0	0	---	0	0
6 DILLON John.....	0	0	0	0	.000	0	0	0	---	0	0

Totals.....	71	45	19	7	.901	2	10	0	1.000	0	0
Opponents.....	74	44	23	7	.905	1	4	0	1.000	0	0

Hitting minimums - 2 Games 5 TPA 2.7 TPA/Game
Pitching minimums - 2 Games 2 IP 0.8 IP/Game



Qualifier EUROPEAN Championship SENIORS '11

BARCELONA, SPAIN • 25th / 30th JULY



Teams' stats

	Spain	ESP
---	--------------	------------

record: 3-0

(All games Sorted by Batting avg)

Player	AVG	GP-GS	AB	R	H	2B	3B	HR	RBI	TB	SLG%	BB	HBP	SO	GDP	OB%	SF	SH	SB-ATT	PO	A	E	FLD%
25 RIERA Jose Luis..	.500	3-3	6	2	3	0	2	0	2	7	1.167	2	0	1	0	.625	0	0	1-1	14	0	0	1.000
17 CARRILLO Marc....	.455	3-3	11	4	5	2	0	0	6	7	.636	3	0	0	0	.571	0	0	1-1	0	0	0	.000
10 FIGUEROA Daniel..	.400	3-3	10	6	4	0	0	0	1	4	.400	2	2	0	0	.571	0	0	3-4	3	0	0	1.000
9 NAVARRO Dewis....	.400	2-2	5	2	2	1	0	0	4	3	.600	1	1	0	1	.444	2	0	0-0	12	1	0	1.000
5 FRANCO Yancarlo..	.300	3-3	10	3	3	0	1	0	2	5	.500	0	2	1	0	.417	0	0	1-1	1	4	0	1.000
13 TAVAREZ Franklin.	.300	3-3	10	5	3	2	0	0	5	5	.500	3	0	0	0	.462	0	0	1-1	2	0	0	1.000
4 PEREZ Nestor.....	.273	3-3	11	3	3	0	0	0	3	3	.273	1	0	1	0	.333	0	0	0-0	3	5	0	1.000
19 ARMAS Herman E...	.167	3-2	6	2	1	0	1	0	4	3	.500	2	1	0	0	.444	0	0	1-1	2	0	0	1.000

7 HERNANDEZ Alexand	.250	3-1	4	2	1	0	0	0	2	1	.250	0	0	0	0	.200	1	0	0-0	5	0	0	1.000
3 FEBLES Emmanuel...	.000	3-2	4	1	0	0	0	0	0	0	.000	1	0	2	0	.200	0	0	0-0	0	2	0	1.000
24 MARTINEZ Daniel..	.000	3-1	4	2	0	0	0	0	0	0	.000	2	0	1	0	.333	0	0	0-0	1	0	0	1.000
1 SANCHEZ Daniel E.	.000	3-1	3	4	0	0	0	0	1	0	.000	3	1	0	0	.571	0	0	0-0	5	5	0	1.000
22 MONTIEL Richard..	.000	3-0	3	1	0	0	0	0	1	0	.000	1	1	0	0	.333	1	0	0-0	12	0	0	1.000
Totals.....	.287	3-3	87	37	25	5	4	0	31	38	.437	21	8	6	1	.450	4	0	8-9	60	25	0	1.000
Opponents.....	.081	3-3	62	0	5	0	0	0	0	5	.081	4	0	18	1	.136	0	1	0-0	57	22	14	.849

LOB - Team (26), Opp (7). DPs turned - Team (1), Opp (1).

(All games Sorted by Earned run avg)

Player	ERA	W-L	APP	GS	CG	SHO/CBO	SV	IP	H	R	ER	BB	SO	2B	3B	HR	AB	B/Avg	WP	HBP	BK	SFA	SHA
21 HERNANDEZ Ricardo	0.00	1-0	1	1	0	0/1	0	7.0	0	0	0	2	10	0	0	0	20	.000	0	0	0	0	0
26 GONZALEZ Eric....	0.00	1-0	1	1	0	0/1	0	4.0	1	0	0	0	1	0	0	0	12	.083	0	0	0	0	1
29 HERNANDEZ Yoel...	0.00	0-0	1	1	0	0/1	0	3.0	2	0	0	1	2	0	0	0	10	.200	0	0	0	0	0

20 BELMONTE Pedro...	0.00	1-0	1	0	0	0/1	0	2.0	0	0	0	0	2	0	0	0	6	.000	0	0	0	0	0
16 OLIVERA Manuel T.	0.00	0-0	1	0	0	0/1	0	1.0	0	0	0	0	0	0	0	0	3	.000	0	0	0	0	0
27 LEAL Remigio.....	0.00	0-0	1	0	0	0/1	0	1.0	1	0	0	1	1	0	0	0	4	.250	0	0	0	0	0
23 BALBOA Jorge.....	0.00	0-0	1	0	0	0/1	0	1.0	0	0	0	0	1	0	0	0	3	.000	0	0	0	0	0
45 SACRAMENTO Lowuin	0.00	0-0	1	0	0	0/1	0	1.0	1	0	0	0	1	0	0	0	4	.250	0	0	0	0	0
Totals.....	0.00	3-0	3	3	0	3/3	0	20.0	5	0	0	4	18	0	0	0	62	.081	0	0	0	0	1
Opponents.....	10.89	0-3	3	3	0	0/0	0	19.0	25	37	23	21	6	5	4	0	87	.287	2	8	1	4	0

PB - Team (0), Opp (3). Pickoffs - Team (1), HERNANDEZ Y 1.

(All games Sorted by Fielding pct)

Player	C	PO	A	E	FLD%	DPs	SBA	CSB	SBA%	PB	CI
25 RIERA Jose Luis..	14	14	0	0	1.000	0	0	0	---	0	0
9 NAVARRO Dewis....	13	12	1	0	1.000	0	0	0	---	0	0
22 MONTIEL Richard..	12	12	0	0	1.000	1	0	0	---	0	0
1 SANCHEZ Daniel E.	10	5	5	0	1.000	0	0	0	---	0	0
4 PEREZ Nestor.....	8	3	5	0	1.000	1	0	0	---	0	0
5 FRANCO Yancarlo..	5	1	4	0	1.000	0	0	0	---	0	0
7 HERNANDEZ Alexand	5	5	0	0	1.000	0	0	0	---	0	0
10 FIGUEROA Daniel..	3	3	0	0	1.000	0	0	0	---	0	0
21 HERNANDEZ Ricardo	2	0	2	0	1.000	1	0	0	---	0	0
19 ARMAS Herman E...	2	2	0	0	1.000	0	0	0	---	0	0
13 TAVAREZ Franklin.	2	2	0	0	1.000	0	0	0	---	0	0
26 GONZALEZ Eric....	2	0	2	0	1.000	0	0	0	---	0	0
3 FEBLES Emmanuel..	2	0	2	0	1.000	0	0	0	---	0	0
29 HERNANDEZ Yoel...	2	0	2	0	1.000	0	0	0	---	0	0
45 SACRAMENTO Lowuin	1	0	1	0	1.000	0	0	0	---	0	0
24 MARTINEZ Daniel..	1	1	0	0	1.000	0	0	0	---	0	0
16 OLIVERA Manuel T.	1	0	1	0	1.000	0	0	0	---	0	0
27 LEAL Remigio.....	0	0	0	0	.000	0	0	0	---	0	0
17 CARRILLO Marc....	0	0	0	0	.000	0	0	0	---	0	0
23 BALBOA Jorge.....	0	0	0	0	.000	0	0	0	---	0	0
20 BELMONTE Pedro...	0	0	0	0	.000	0	0	0	---	0	0
Totals.....	85	60	25	0	1.000	1	0	0	---	0	0
Opponents.....	93	57	22	14	.849	1	8	1	.889	3	0

Hitting minimums - 3 Games 8 TPA 2.7 TPA/Game
Pitching minimums - 3 Games 3 IP 0.8 IP/Game



Qualifier EUROPEAN Championship SENIORS '11

BARCELONA, SPAIN • 25th / 30th JULY



Teams' stats



Switzerland

SUI

record: 2-1

(All games Sorted by Batting avg)

Player	AVG	GP-GS	AB	R	H	2B	3B	HR	RBI	TB	SLG%	BB	HBP	SO	GDP	OB%	SF	SH	SB-ATT	PO	A	E	FLD%
37 HUBER Vitus.....	.400	2-2	5	2	2	0	0	0	1	2	.400	3	0	2	0	.625	0	0	2-2	7	1	0	1.000
79 SIEGRIST Tobias...	.333	3-3	6	2	2	0	0	0	4	2	.333	4	0	2	1	.462	3	0	2-2	11	1	0	1.000
49 PERIGO Johnny....	.300	3-3	10	2	3	1	0	0	5	4	.400	1	0	1	0	.333	1	0	0-0	23	0	0	1.000
9 SIEGEL Reto.....	.300	3-3	10	5	3	0	0	0	1	3	.300	2	0	2	0	.385	1	0	4-4	4	0	0	1.000
21 WISCHNEWSKI Harry	.286	3-2	7	2	2	0	0	0	1	2	.286	1	0	2	0	.375	0	0	2-2	0	0	0	.000
23 RODRIGUEZ Angelo.	.200	2-2	5	1	1	0	0	0	0	1	.200	2	0	2	0	.429	0	1	0-0	0	3	0	1.000
24 EICHENBERGER Dani	.182	3-3	11	2	2	1	0	0	3	3	.273	0	0	1	0	.182	0	0	0-0	0	0	0	.000
6 OSHIMA Taka.....	.100	3-3	10	4	1	0	0	0	0	1	.100	2	0	0	0	.250	0	0	1-1	7	10	4	.810
7 HANZI Raphael.....	.000	2-2	6	1	0	0	0	0	0	0	.000	2	0	1	0	.250	0	0	1-1	5	5	0	1.000

48 OSHIMA Hide.....	.667	1-1	3	1	2	1	0	0	2	3	1.000	1	0	1	0	.750	0	0	0-1	1	0	0	1.000
5 RUESCH Andy.....	.500	1-1	2	1	1	0	0	0	1	1	.500	1	0	1	0	.667	0	0	0-0	5	2	0	1.000
22 KOLLER Stephan...	.400	2-1	5	1	2	0	0	0	1	2	.400	0	0	0	0	.400	0	0	2-2	0	0	1	.000
2 ZELLER Santis....	.250	3-1	4	2	1	0	1	0	3	3	.750	1	0	0	0	.400	0	0	0-0	2	3	0	1.000
10 WALSER Oliver....	.000	1-0	1	0	0	0	0	0	0	0	.000	0	0	0	0	.000	0	0	0-0	0	0	0	.000
13 IMBODEN Tobia....	.000	2-0	1	0	0	0	0	0	0	0	.000	0	0	1	0	.000	0	0	0-0	1	2	0	1.000
27 ZWYER Seppi.....	.000	1-0	1	1	0	0	0	0	1	0	.000	0	0	0	0	.000	0	0	0-0	0	0	0	.000
15 RAOUZEOS Emanuel.	.000	2-0	1	0	0	0	0	0	0	0	.000	0	0	0	0	.000	0	0	0-0	0	0	0	.000
50 LIMACHER Marco...	.000	1-0	0	1	0	0	0	0	0	0	.000	0	1	0	0	1.000	0	0	0-0	0	0	0	.000
8 PROBST Yanik.....	.000	2-0	0	1	0	0	0	0	0	0	.000	0	0	0	0	.000	0	0	1-1	0	0	0	.000
Totals.....	.250	3-3	88	29	22	3	1	0	23	27	.307	20	1	16	1	.377	5	1	15-16	66	27	5	.949
Opponents.....	.192	3-3	78	11	15	4	0	1	9	22	.282	16	0	8	3	.320	3	1	2-3	66	27	12	.886

LOB - Team (20), Opp (21). DPs turned - Team (3), Opp (1).

(All games Sorted by Earned run avg)

Player	ERA	W-L	APP	GS	CG	SHO/CBO	SV	IP	H	R	ER	BB	SO	2B	3B	HR	AB	B/Avg	WP	HBP	BK	SFA	SHA
48 OSHIMA Hide.....	2.70	0-0	1	0	0	0/0	0	3.1	3	1	1	0	2	1	0	0	11	.273	0	0	0	2	0
57 CROTON Lukas....	3.00	1-0	1	1	0	0/0	0	6.0	2	2	4	2	1	0	0	0	20	.100	1	0	0	1	0
13 IMBODEN Tobia....	3.00	1-0	1	1	0	0/0	0	6.0	3	3	2	3	3	1	0	1	21	.143	1	0	0	0	1
22 KOLLER Stephan...	9.00	0-1	1	1	0	0/0	0	3.0	3	5	3	8	1	1	0	0	13	.231	0	0	0	0	0

96 SAVOLDELLI Roger.	0.00	0-0	2	0	0	0/0	0	2.2	2	0	0	1	0	0	0	0	9	.222	0	0	0	0	0
42 KAUFFMAN Adrian..	0.00	0-0	1	0	0	0/0	0	1.0	2	0	0	0	0	0	0	0	4	.500	0	0	0	0	0
Totals.....	3.27	2-1	3	3	0	0/0	0	22.0	15	11	8	16	8	4	0	1	78	.192	2	0	0	3	1
Opponents.....	3.68	1-2	3	3	0	1/1	0	22.0	22	29	9	20	16	3	1	0	88	.250	6	1	1	5	1

PB - Team (2), SIEGRIST T 2. SBA/ATT - SIEGRIST T (2-3), KOLLER S (2-2), IMBODEN T (0-1).

(All games Sorted by Fielding pct)

Player	C	PO	A	E	FLD%	DPs	SBA	CSB	SBA%	PB	CI
49 PERIGO Johnny....	23	23	0	0	1.000	3	0	0	---	0	0
79 SIEGRIST Tobias...	12	11	1	0	1.000	0	2	1	.667	2	0
7 HANZI Raphael....	10	5	5	0	1.000	1	0	0	---	0	0
37 HUBER Vitus.....	8	7	1	0	1.000	0	0	0	---	0	0
5 RUESCH Andy.....	7	5	2	0	1.000	0	0	0	---	0	0
2 ZELLER Santis....	5	2	3	0	1.000	2	0	0	---	0	0
9 SIEGEL Reto.....	4	4	0	0	1.000	0	0	0	---	0	0
23 RODRIGUEZ Angelo.	3	0	3	0	1.000	0	0	0	---	0	0
13 IMBODEN Tobia....	3	1	2	0	1.000	0	0	1	.000	0	0
48 OSHIMA Hide.....	1	1	0	0	1.000	0	0	0	---	0	0
6 OSHIMA Taka.....	21	7	10	4	.810	3	0	0	---	0	0
22 KOLLER Stephan...	1	0	0	1	.000	0	2	0	1.000	0	0
27 ZWYER Seppi.....	0	0	0	0	.000	0	0	0	---	0	0
21 WISCHNEWSKI Harry	0	0	0	0	.000	0	0	0	---	0	0
8 PROBST Yanik.....	0	0	0	0	.000	0	0	0	---	0	0
42 KAUFFMAN Adrian..	0	0	0	0	.000	0	0	0	---	0	0
96 SAVOLDELLI Roger.	0	0	0	0	.000	0	0	0	---	0	0
15 RAOUZEOS Emanuel.	0	0	0	0	.000	0	0	0	---	0	0
24 EICHENBERGER Dani	0	0	0	0	.000	0	0	0	---	0	0
10 WALSER Oliver....	0	0	0	0	.000	0	0	0	---	0	0
50 LIMACHER Marco...	0	0	0	0	.000	0	0	0	---	0	0
57 CROTON Lukas....	0	0	0	0	.000	0	0	0	---	0	0
Totals.....	98	66	27	5	.949	3	2	1	.667	2	0
Opponents.....	105	66	27	12	.886	1	15	1	.938	0	0

Hitting minimums - 3 Games 8 TPA 2.7 TPA/Game
Pitching minimums - 3 Games 3 IP 0.8 IP/Game



Qualifier EUROPEAN Championship SENIORS '11

BARCELONA, SPAIN • 25th / 30th JULY



Leaders Summary

TEAM BATTING	G	Avg	AB	R	H	2B	3B	HR	BB	SO	SB-ATT
ESPAÑA	3	.287	87	37	25	5	4	0	21	6	8-9
SWITZERLAND	3	.250	88	29	22	3	1	0	20	16	15-16
IRELAND	2	.200	55	12	11	1	0	0	11	4	4-4
HUNGARY	2	.140	43	0	6	0	0	0	0	8	1-1
FINLAND	2	.116	43	3	5	1	0	1	4	8	0-1
Totals	6	.218	316	81	69	10	5	1	56	42	28-31

TEAM PITCHING	G	ERA	W	L	Sv	IP	H	R	ER	BB	SO
ESPAÑA	3	0.00	3	0	0	20.0	5	0	0	4	18
SWITZERLAND	3	3.27	2	1	0	22.0	15	11	8	16	8
IRELAND	2	4.80	1	1	0	15.0	14	13	8	12	8
HUNGARY	2	7.82	0	2	0	12.2	13	26	11	15	3
FINLAND	2	8.25	0	2	0	12.0	22	31	11	9	5
Totals	6	4.19	6	6	0	81.2	69	81	38	56	42

TEAM FIELDING	G	PO	A	E	Pct	DP	PB	SBA-ATT
ESPAÑA	3	60	25	0	1.000	1	0	0-0
SWITZERLAND	3	66	27	5	.949	3	2	2-3
IRELAND	2	45	19	7	.901	2	0	10-10
HUNGARY	2	38	22	11	.845	0	1	9-10
FINLAND	2	36	15	14	.785	0	1	7-8
Totals	6	245	108	37	.905	6	4	28-31

INDIVIDUAL BATTING	Min 5 plate appearances	G	Avg	AB	R	H	RBI	2B	3B	HR	BB
RIERA Jose Luis-ESP	3	.500	6	2	3	2	0	2	0	2	2
KURVINEN Jukka-Pek-FIN	2	.500	4	1	2	2	0	0	1	1	1
CARRILLO Marc-ESP	3	.455	11	4	5	6	2	0	0	0	3
FIGUEROA Daniel-ESP	3	.400	10	6	4	1	0	0	0	2	2
KOLLER Stephan-SUI	2	.400	5	1	2	1	0	0	0	0	0
RADVANYI Tamas-HUN	2	.400	5	0	2	0	0	0	0	0	0
NAVARRO Dewis-ESP	2	.400	5	2	2	4	1	0	0	1	0
HUBER Vitus-SUI	2	.400	5	2	2	1	0	0	0	0	3
ANGLIN Nathaniel-IRL	2	.375	8	0	3	3	1	0	0	0	0
CUEVAS Jamie-IRL	2	.333	6	1	2	1	0	0	0	0	0
SIEGRIST Tobias-SUI	3	.333	6	2	2	4	0	0	0	4	4
FRANCO Yancarlo-ESP	3	.300	10	3	3	2	0	1	0	0	0
PERIGO Johnny-SUI	3	.300	10	2	3	5	1	0	0	1	1
SIEGEL Reto-SUI	3	.300	10	5	3	1	0	0	0	2	2
TAVAREZ Franklin D-ESP	3	.300	10	5	3	5	2	0	0	3	3
WISCHNEWSKI Harry-SUI	3	.286	7	2	2	1	0	0	0	1	1
PEREZ Nestor-ESP	3	.273	11	3	3	3	0	0	0	1	1
HERNANDEZ Alexande-ESP	3	.250	4	2	1	2	0	0	0	0	0
SMITH Brian-IRL	2	.250	4	3	1	0	0	0	0	4	4
NYMARK Sebastian-FIN	2	.250	4	0	1	1	1	0	0	1	1

INDIVIDUAL PITCHING	Minimum 2 IP	App	ERA	W-L	Sv	IP	H	R	ER	BB	SO
O'LEARY T J-IRL	1	0.00	1-0	0	8.0	4	0	0	0	0	6
ZALABAI Zsolt-HUN	1	0.00	0-1	0	7.0	5	2	0	2	2	2
HERNANDEZ Ricardo-ESP	1	0.00	1-0	0	7.0	0	0	0	2	10	10
GONZALEZ Eric-ESP	1	0.00	1-0	0	4.0	1	0	0	0	0	1
HERNANDEZ Yoel-ESP	1	0.00	0-0	0	3.0	2	0	0	1	2	2
SAVODELLE Roger-SUI	2	0.00	0-0	0	2.2	2	0	0	1	0	0
BEILMONTE Pedro-ESP	1	0.00	1-0	0	2.0	0	0	0	0	2	2
LIIRI Timo-FIN	1	1.93	0-1	0	4.2	7	7	1	3	3	3
OSHIMA Hide-SUI	1	2.70	0-0	0	3.1	3	1	1	0	2	2
IMBODEN Tobia-SUI	1	3.00	1-0	0	6.0	3	3	2	3	3	3
CROTON Lukas-SUI	1	3.00	1-0	0	6.0	2	2	2	4	2	2
GYURCSEK Peter-HUN	1	6.00	0-1	0	3.0	4	8	2	4	1	1
O'CONNELL Pat-IRL	1	9.00	0-1	0	6.0	9	10	6	9	2	2
KOLLER Stephan-SUI	1	9.00	0-1	0	3.0	3	5	3	8	1	1
HATTUNEN Ari-FIN	2	11.57	0-0	0	2.1	3	5	3	1	0	0

HITS	
CARRILLO Marc-ESP	5
FIGUEROA Daniel-ESP	4
7 tied with 3 hit(s)	

RUNS SCORED	
FIGUEROA Daniel-ESP	6
SIEGEL Reto-SUI	5
TAVAREZ Franklin D-ESP	5
3 tied with 4 run(s) scored	

RUNS BATTED IN	
CARRILLO Marc-ESP	6
TAVAREZ Franklin D-ESP	5
PERIGO Johnny-SUI	5
3 tied with 4 RBI(s)	

DOUBLES	
CARRILLO Marc-ESP	2
TAVAREZ Franklin D-ESP	2
6 tied with 1 double(s)	

TRIPLES	
RIERA Jose Luis-ESP	2
ARMAS Herman E-ESP	1
FRANCO Yancarlo-ESP	1
ZELLER Santis-SUI	1

HOME RUNS	
KURVINEN Jukka-Pek-FIN	1

TOTAL BASES	
RIERA Jose Luis-ESP	7
CARRILLO Marc-ESP	7
TAVAREZ Franklin D-ESP	5
FRANCO Yancarlo-ESP	5
KURVINEN Jukka-Pek-FIN	5

STOLEN BASES	SB-ATT
SIEGEL Reto-SUI	4-4
FIGUEROA Daniel-ESP	3-4
6 tied with 2 stolen base(s)	

STRIKEOUTS	IP	SO
HERNANDEZ Ricardo-ESP	7.0	10
O'LEARY T J-IRL	8.0	6
IMBODEN Tobia-SUI	6.0	3
LIIRI Timo-FIN	4.2	3
7 tied with 2 strikeout(s)		









Technical Appointments

Thursday 28th July

Field **Time** **Home Team** **Visitor Team**
Montjuic 11:00 Hungary   Finland

Umpires:  Glenn Poor (IRL)  Salvador Rodríguez (ESP)  Michael Ulloa (ESP)
Scorekeepers:  José Juan Martín (ESP)  Rocío Gutiérrez (ESP)
T.C.:  Paul Bokern (NED)

Field **Time** **Home Team** **Visitor Team**
Montjuic 18:00 Spain   Ireland

Umpires:  Thomas Beier (SUI)  Tony Jones (FIN)  Jozsef Kiss-Jakab (HUN)
Scorekeepers:  Elisabet Salvador (ESP)  Noelia Fernández (ESP)
T.C.:  Peter Ström (SWE)



Abbreviations

HITTING	FIELDING
2B Doubles	A Assists
3B Triples	C Chances
AB At bats	CI Catcher's interference
AVG Batting average	CSB Caught stealing by (pitcher and catcher)
BB Base on balls	DPs Double plays participated in
GPD Grounded into double plays	E Errors
GP / GS Games played / Games started	FLD% Fielding percentage
H Base hits	PB Passed balls (catcher)
HBP Hit by pitch	PO Putouts
HR Home runs	SBA Stolen bases allowed (pitcher and catcher)
IBB Intentional base on balls	SBA% Stolen bases against percentage (pitcher and catcher)
OB% On base percentage	
R Runs scored	
RBI Runs batted in	
SB / ATT Stolen bases / Stolen bases attempts	
SF Sacrifice flies	
SH Sacrifice hits	
SLG% Slugging percentage	
SO Strikeouts	
TB Total bases	
	ANALYSIS STATISTICS
	vs Left Avg against left-handed pitchers
	vs Right Avg against right-handed pitchers
	rch by leadoff Avg when leading off an inning
	with 2 outs Avg when batting with 2 outs
	w/runners on Avg when batting with runners on base
	w/bases empty Avg when batting with bases empty
	RBI ops Avg when batting with runners on 2nd or 3rd base
	Gnd out Number of ground outs (includes SACs, but not errors)
	Fly out Number of fly outs (includes SFs, but not errors)
	Fly / Gnd Fly outs to ground outs ratio
	pinch hitting Avg as pinch hitter
	with runners in scoring pos Avg when batting with runners in scoring positions
	w/rnr on 3rd and LT 2 outs Avg when batting with runner on third base and less than 2 outs
	with 2 outs Avg when batting with 2 outs
	2 out rbi Runs batted in with 2 outs
	success advancing rnr Success advancing runners
	#rnr adv w/out Number of times batter made an out and advanced at least 1 runner
	rnr lob Number of runners left on base by last batter of inning
	rch err Reach first base on error
	rch fc Reach first base on fielder's choice
	kl Strikeouts look
PITCHING	
2B Doubles allowed	
3B Triples allowed	
AB At bats	
APP / GS Appearances / Game starts	
B/Avg Opponent batting average	
BB Base on balls allowed	
BF Batters faced	
IBB Intentional base on balls allowed	
BK Balk	
CG Complete games	
ER Earned runs allowed	
ERA Earned run average	
FO Fly outs	
GO Ground outs	
H Hits allowed	
HBP Hit by pitch	
HR Home runs allowed	
IP Innings played	
R Runs allowed	
SFA Sacrifice flies allowed	
SHA Sacrifice hits allowed	
SHO/CHO Shutouts / Combination shutouts	
SO Strikeouts	
SV Saves	
W/L Wins/Losses	
WP Wild pitches	