



Final Report



Final Standing

- 1 T & A San Marino (SMR)
- 2 ASD Parma (ITA)
- 3 UNIPOL Bologna (ITA)
- 4 L&D Amsterdam (NED)

Individual Awards

Most Valuable Player



REGINATO Mattia (SMR)

Officials

Technical Commission

Delegate:



 Xavier Mateu (ESP)


Mobile: +34 (639) 777265


E-Mail: mateu@baseballeurope.com


Commissioner:

 Bohumil Bilek (CZE)


Umpires


 Tomas Adamec (CZE)

 Winfried Berkvens (NED)

 Dana Beszczynski (AUT)

 Dirk Biehl (GER)

 Jiri Kroupa (CZE)

 David Kulhanek (CZE)

 Frantisek Pribyl (CZE)


 Marco Taurelli (ITA)

Scorekeepers

Statistics

 Huub Nelissen (NED)



| Roster | | |
|---|------------------|------------|
|  | ASD Parma | ITA |

| ## | Name | Pos | B/T | Date of Birth |
|----|----------------------|---------|-----|---------------|
| -- | ---- | --- | --- | ----- |
| 4 | YEPEZ B. Marco A | IF | B/R | 29/12/1981 |
| 5 | GIANNETTI Stefano | IF | R/R | 22/12/1991 |
| 12 | BURLEA Mihai | P | R/R | 24/08/1983 |
| 13 | CORRADINI Roberto | P | R/R | 23/09/1978 |
| 18 | UGOLOTTI Matteo | IF/OF | R/R | 26/05/1987 |
| 19 | GRIFANTINI Marco M | P | R/R | 17/09/1985 |
| 23 | CICATELLO Justin J | P | R/R | 06/03/1984 |
| 28 | ORTA Pedro F | P | R/R | 06/11/1982 |
| 31 | GERALI Michele | OF | L/L | 28/05/1970 |
| 33 | GIOVANELLI Nicolas | P | R/R | 22/12/1987 |
| 39 | COZZOLINO Francesco | P | R/R | 30/01/1991 |
| 40 | BERTAGNON Riccardo | C | L/R | 02/10/1984 |
| 43 | DALLOSPEDAILE Davide | IF | R/R | 12/09/1977 |
| 47 | D'AMICO Leonardo S | P | R/R | 14/12/1981 |
| 48 | DE SIMONI Stefano | OF | L/L | 12/04/1988 |
| 57 | ZILERI Leonardo | OF | R/R | 03/04/1984 |
| 58 | MEDINA Rodney | OF | L/R | 17/10/1981 |
| 65 | SCALERA Luca | IF | R/R | 23/05/1986 |
| 66 | VASINI Marco | OF | R/R | 04/06/1977 |
| 75 | LEONI Christian | OF | L/L | 17/09/1987 |
| 83 | SAMBUCCI Alex | IF | R/R | 29/09/1989 |
| 86 | ROZZI Massimo | IF | R/R | 16/12/1986 |
| 99 | CORSARO Francesco | P | R/R | 26/12/1984 |
| 34 | GERALI Gilberto | MANAGER | | |
| 16 | FACCHINI Enrico | COACH | | |
| 11 | Munoz Orlando | COACH | | |
| 66 | VASINI Marco | COACH | | |



Roster

| | | |
|--|--------------------------|------------|
| | L&D Amsterdam | NED |
|--|--------------------------|------------|

| ## | Name | Pos | B/T | Date of Birth |
|----|-------------------|------------|-----|---------------|
| -- | ---- | --- | --- | ----- |
| 1 | HENRIQUE Roeland | IF/OF | B/R | 03/09/1990 |
| 4 | NOOIJ Bas | OF/C | R/R | 26/11/1987 |
| 8 | VERMEIJ Tim | IF | R/R | 24/08/1988 |
| 9 | GROVER Ben | P | R/R | 06/10/1985 |
| 10 | BERKENBOSCH Kenny | IF/OF | R/R | 17/03/1985 |
| 11 | JONG de JOS | P | R/R | 30/03/1985 |
| 13 | MORALES Alfieri | P | R/R | 30/06/1978 |
| 15 | DELEMARRE Ian | P | R/R | 18/06/1993 |
| 21 | KORTSTAM Raelen | OF | R/R | 20/01/1992 |
| 23 | JONG de BAS | OF | R/R | 10/09/1979 |
| 24 | JONG de SIDNEY | IF/C | R/R | 14/04/1979 |
| 25 | GERARD Rashid | IF/C | R/R | 12/04/1992 |
| 26 | ISENIA Percy | IF | R/R | 25/12/1976 |
| 27 | HEIJST van Frank | P | R/R | 20/06/1986 |
| 30 | ROOIJ Vince | IF | R/R | 13/12/1981 |
| 31 | CONNOR Wesley | OF | R/R | 04/11/1985 |
| 32 | GEESTMAN Rik | P | L/L | 18/04/1989 |
| 34 | VISSER Seb | IF | R/R | 25/04/1987 |
| 36 | WITTEVEEN Jelmer | C | R/R | 28/08/1990 |
| 38 | CORDEMANS Rob | P | R/R | 31/10/1974 |
| 14 | URBANUS Charles | HEAD COACH | | |
| 3 | HANNAH Randall | COACH | | |
| 16 | SCHALM Raban | COACH | | |



| Roster | | |
|--------|------------------|-----|
| | T & A San Marino | SMR |

| ## | Name | Pos | B/T | Date of Birth |
|----|---------------------|---------|-----|---------------|
| -- | ---- | --- | --- | ----- |
| 3 | GRANATO Anthony | IF | R/R | 18/03/1981 |
| 5 | PANTALEONI Giovanni | IF | R/R | 16/03/1978 |
| 7 | BARTOLUCCI Ilo | P | R/R | 07/07/1971 |
| 8 | PULZETTI Luca | IF | R/R | 15/04/1994 |
| 10 | AVAGNINA Lorenzo | OF | L/L | 14/11/1980 |
| 16 | ERCOLANI Alessandro | P | R/R | 17/06/1988 |
| 18 | CUBILLAN Darwin | P | R/R | 15/11/1972 |
| 19 | IMPERIALI Francesco | IF | R/R | 10/11/1983 |
| 20 | PALANZO Gregory | P | R/R | 24/04/1980 |
| 22 | DA SILVA Tiago | P | R/R | 28/03/1985 |
| 24 | MARTIGNONI Luca | P | L/L | 18/05/1975 |
| 26 | CINGOLANI Francesco | C | R/R | 14/08/1990 |
| 28 | ALBANESE Simone | C | R/R | 13/10/1985 |
| 30 | VASQUES Wuillians | IF | B/R | 26/07/1983 |
| 31 | CHAPELLI Laidel | OF | R/R | 14/11/1971 |
| 34 | BONILLA Vincente E | P | R/R | 16/08/1978 |
| 35 | RAMOS Jairo | IF | L/L | 21/07/1971 |
| 43 | SUARDI Riccardo | OF | R/R | 18/02/1984 |
| 55 | REGINATO Mattia | C | R/R | 19/05/1990 |
| 2 | NAVA Marlon | MANAGER | | |
| 32 | ILLUMINATI P. Paolo | COACH | | |
| 41 | SPADONI Luca | COACH | | |
| 0 | MARVAL Raoul | COACH | | |



Roster

| | | |
|---|-----------------------|------------|
|  | UNIPOL Bologna | ITA |
|---|-----------------------|------------|

| ## | Name | Pos | B/T | Date of Birth |
|----|----------------------|---------|-----|---------------|
| -- | ---- | --- | --- | ----- |
| 1 | SANTENIELLO Livinsto | IF | B/L | 15/11/1987 |
| 4 | MAZZUCA Joseph | IF | R/R | 21/05/1981 |
| 5 | PUGLIESE Nicholas | P | L/L | 18/09/1985 |
| 6 | INFANTE Juan C | IF | B/L | 08/10/1981 |
| 7 | ERMINI Gabrielle | OF/IF | R/R | 23/01/1978 |
| 9 | FORNASARI Riccardo | C/OF | R/R | 06/12/1990 |
| 14 | ANGRISANO Juan P | C | R/R | 08/04/1985 |
| 15 | MORENO Victor | P | R/R | 10/06/1979 |
| 16 | D'AMIGO Andrea | P | R/R | 07/09/1991 |
| 17 | MALANGO Daniele | IF/OF | R/R | 20/05/1989 |
| 19 | LANGONE Mark | P | R/R | 13/12/1977 |
| 22 | SARTORI Massimiliano | IF | R/R | 30/08/1980 |
| 25 | CLEMENTE Edgard | OF | R/R | 15/12/1975 |
| 29 | CILLO Cody | P | R/R | 17/07/1980 |
| 36 | BETTO Fabio | P | R/R | 25/09/1972 |
| 40 | TURRINI Luca | P | R/R | 10/06/1992 |
| 41 | SABBATANI Marco | C | B/L | 13/04/1989 |
| 45 | CASTELLITTO Mark | OF | R/R | 09/04/1987 |
| 56 | MATOS Jesus | P | R/R | 21/10/1974 |
| 63 | BARBARESI Mattia | P | R/R | 07/08/1989 |
| 2 | NANNI Marco | MANAGER | | |
| 44 | ESCOBAR Edilio | COACH | | |
| 10 | LABASTIDAS Mario | COACH | | |
| 77 | DE MARCO Franco | COACH | | |
| 50 | MELLA Henry | COACH | | |
| 28 | MILANO Fabio | COACH | | |















FINAL FOUR '11

European Champions Cup

BRNO, CZECH REPUBLIC • 21st / 22nd SEPTEMBER



Schedule

| Game | At time | Ballpark | Pool | Home team | Visiting team | Final Score | Inn | Box |
|---------------------------------|---------|----------|------|---|---|-------------|-----|---|
| Wednesday 21st September | | | | | | | | |
| 1 | 13:00 | Brno | Se |  T & A San Marino (SMR) |  L & D Amsterdam (NED) | 1 - 0 | 10 |  |
| 2 | 18:00 | Brno | Se |  UNIPOL Bologna (ITA) |  ASD Parma (ITA) | 2 - 3 | |  |
| Thursday 22nd September | | | | | | | | |
| 3 | 13:00* | Brno | Fi |  UNIPOL Bologna (ITA) |  L & D Amsterdam (NED) | 10 - 9 | |  |
| 4 | 18:00* | Brno | Fi |  T & A San Marino (SMR) |  ASD Parma (ITA) | 7 - 1 | |  |



CONFEDERATION OF
EUROPEAN
BASEBALL

CONFÉDÉRATION
EUROÉENNE DE
BASEBALL



Game Summary 1



T & A San Marino (SMR) - L & D Amsterdam (NED)



"FINAL FOUR" EUROPEAN CHAMPIONS CUP
 T&A SAN MARINO 1 (1-0), L&D AMSTERDAM 0 (0-1) - Composite Box Score
 Sep 21, 2011 at BRNO (MBS)

L&D AMSTERDAM 0 (0-1)

| Player | AB | R | H | BI | 2B | 3B | HR | BB | SB | CS | HP | SH | SF | SO | IBB | KL | GDP | PO | A | E |
|----------------|----|---|---|----|----|----|----|----|----|----|----|----|----|----|-----|----|-----|----|---|---|
| CONNOR cf | 4 | 0 | 1 | 0 | 0 | 0 | 0 | 0 | 0 | 0 | 0 | 0 | 0 | 1 | 0 | 0 | 0 | 4 | 0 | 0 |
| HENRIQUE 2b | 4 | 0 | 0 | 0 | 0 | 0 | 0 | 0 | 0 | 0 | 0 | 1 | 0 | 0 | 0 | 0 | 0 | 2 | 1 | 0 |
| JONG de S c | 4 | 0 | 1 | 0 | 0 | 0 | 0 | 1 | 1 | 0 | 0 | 0 | 0 | 1 | 1 | 0 | 0 | 10 | 0 | 0 |
| JONG de B rf | 5 | 0 | 0 | 0 | 0 | 0 | 0 | 0 | 0 | 0 | 0 | 0 | 0 | 3 | 0 | 0 | 1 | 1 | 0 | 0 |
| ROOIJ ss | 3 | 0 | 2 | 0 | 0 | 0 | 0 | 1 | 0 | 0 | 0 | 0 | 0 | 1 | 1 | 0 | 0 | 0 | 1 | 0 |
| BERKENBOSCH lf | 4 | 0 | 0 | 0 | 0 | 0 | 0 | 0 | 0 | 0 | 0 | 0 | 0 | 0 | 0 | 0 | 1 | 2 | 0 | 0 |
| ISENIA 1b | 4 | 0 | 0 | 0 | 0 | 0 | 0 | 0 | 0 | 0 | 0 | 0 | 0 | 1 | 0 | 0 | 0 | 7 | 0 | 0 |
| NOOIJ B dh | 2 | 0 | 1 | 0 | 0 | 0 | 0 | 1 | 0 | 0 | 0 | 0 | 0 | 0 | 0 | 0 | 0 | 0 | 0 | 0 |
| GERARD 3b | 3 | 0 | 0 | 0 | 0 | 0 | 0 | 0 | 0 | 0 | 0 | 0 | 0 | 1 | 0 | 0 | 0 | 2 | 3 | 0 |
| CORDEMANS p | 0 | 0 | 0 | 0 | 0 | 0 | 0 | 0 | 0 | 0 | 0 | 0 | 0 | 0 | 0 | 0 | 0 | 0 | 0 | 0 |
| MORALES p | 0 | 0 | 0 | 0 | 0 | 0 | 0 | 0 | 0 | 0 | 0 | 0 | 0 | 0 | 0 | 0 | 0 | 0 | 0 | 0 |
| Totals..... | 33 | 0 | 5 | 0 | 0 | 0 | 0 | 3 | 1 | 0 | 0 | 1 | 0 | 8 | 2 | 0 | 2 | 28 | 5 | 0 |

T&A SAN MARINO 1 (1-0)

| Player | AB | R | H | BI | 2B | 3B | HR | BB | SB | CS | HP | SH | SF | SO | IBB | KL | GDP | PO | A | E |
|---------------|----|---|---|----|----|----|----|----|----|----|----|----|----|----|-----|----|-----|----|----|---|
| GRANATO ss | 4 | 0 | 0 | 0 | 0 | 0 | 0 | 0 | 0 | 0 | 0 | 0 | 0 | 0 | 0 | 0 | 0 | 1 | 4 | 0 |
| PANTALEONI 3b | 5 | 0 | 1 | 0 | 0 | 0 | 0 | 0 | 0 | 0 | 0 | 0 | 0 | 1 | 0 | 0 | 0 | 0 | 2 | 0 |
| VASQUEZ 1b | 3 | 0 | 0 | 1 | 0 | 0 | 0 | 1 | 0 | 0 | 0 | 0 | 1 | 2 | 0 | 1 | 0 | 12 | 1 | 0 |
| RAMOS dh | 4 | 0 | 0 | 0 | 0 | 0 | 0 | 0 | 0 | 0 | 0 | 0 | 0 | 0 | 0 | 0 | 0 | 0 | 0 | 0 |
| CHAPELLI cf | 3 | 0 | 0 | 0 | 0 | 0 | 0 | 0 | 0 | 0 | 0 | 0 | 0 | 1 | 0 | 1 | 0 | 1 | 0 | 0 |
| IMPERIALI 2b | 3 | 0 | 2 | 0 | 0 | 0 | 0 | 0 | 0 | 0 | 0 | 0 | 0 | 1 | 0 | 0 | 0 | 2 | 2 | 1 |
| AVAGNINA lf | 3 | 0 | 1 | 0 | 0 | 0 | 0 | 0 | 0 | 0 | 0 | 0 | 0 | 1 | 0 | 0 | 0 | 2 | 0 | 0 |
| SUARDI rf | 3 | 0 | 0 | 0 | 0 | 0 | 0 | 0 | 0 | 0 | 0 | 0 | 0 | 1 | 0 | 0 | 0 | 0 | 0 | 0 |
| ALBANESE c | 2 | 0 | 0 | 0 | 0 | 0 | 0 | 0 | 0 | 0 | 0 | 0 | 0 | 1 | 0 | 0 | 0 | 6 | 0 | 0 |
| REGINATO ph/c | 1 | 1 | 0 | 0 | 0 | 0 | 0 | 0 | 0 | 0 | 0 | 0 | 0 | 1 | 0 | 1 | 0 | 4 | 2 | 0 |
| BONILLA p | 0 | 0 | 0 | 0 | 0 | 0 | 0 | 0 | 0 | 0 | 0 | 0 | 0 | 0 | 0 | 0 | 0 | 2 | 2 | 0 |
| CUBILLAN p | 0 | 0 | 0 | 0 | 0 | 0 | 0 | 0 | 0 | 0 | 0 | 0 | 0 | 0 | 0 | 0 | 0 | 0 | 0 | 0 |
| Totals..... | 31 | 1 | 4 | 1 | 0 | 0 | 0 | 1 | 0 | 0 | 0 | 0 | 1 | 9 | 0 | 3 | 0 | 30 | 13 | 1 |

| L&D AMSTERDAM | IP | H | R | ER | BB | SO | WP | HB | BK | IBB | SH | SF | CI | 2B | 3B | HR | AB | BF | FO | GO | NP |
|----------------|-----|---|---|----|----|----|----|----|----|-----|----|----|----|----|----|----|----|----|----|----|-----|
| CORDEMANS | 9.0 | 3 | 0 | 0 | 1 | 9 | 0 | 0 | 0 | 0 | 0 | 0 | 0 | 0 | 0 | 0 | 30 | 31 | 12 | 6 | 113 |
| MORALES L,0-1 | 0.1 | 1 | 1 | 0 | 0 | 0 | 0 | 0 | 0 | 0 | 0 | 1 | 0 | 0 | 0 | 0 | 1 | 2 | 1 | 0 | 4 |
| T&A SAN MARINO | IP | H | R | ER | BB | SO | WP | HB | BK | IBB | SH | SF | CI | 2B | 3B | HR | AB | BF | FO | GO | NP |
| BONILLA | 8.0 | 5 | 0 | 0 | 1 | 6 | 0 | 0 | 0 | 0 | 0 | 0 | 0 | 0 | 0 | 0 | 29 | 30 | 8 | 9 | 102 |
| CUBILLAN W,1-0 | 2.0 | 0 | 0 | 0 | 2 | 2 | 0 | 0 | 0 | 2 | 1 | 0 | 0 | 0 | 0 | 0 | 4 | 7 | 0 | 3 | 18 |

Umpires - HP: KULHANEK David (cze) 1B: BIEHL Dirk (GER) 2B: TAURELLI Marco
 (ITA) 3B: KROUPA Jiri (CZE) Start: 13:00 Time: 2:45 Attendance: 750

Weather: Sunny

Game notes:

SCORERS: NELISSEN Huub (NED), RASEK Martin (CZE)

TC: MATEU Xavier (ESP)

BONILLA faced 2 batters in the 9th.

Game: 01



Game Summary 2



UNIPOL Bologna (ITA) - ASD Parma (ITA)



"FINAL FOUR" EUROPEAN CHAMPIONS CUP
 ASD PARMA 3 (1-0), UNIPOL BOLOGNA 2 (0-1) - Composite Box Score
 Sep 21, 2011 at Brno (MBS)

ASD PARMA 3 (1-0)

| Player | AB | R | H | BI | 2B | 3B | HR | BB | SB | CS | HP | SH | SF | SO | IBB | KL | GDP | PO | A | E |
|-----------------|----|---|---|----|----|----|----|----|----|----|----|----|----|----|-----|----|-----|----|---|---|
| DE SIMONI lf | 4 | 0 | 0 | 0 | 0 | 0 | 0 | 1 | 0 | 1 | 0 | 0 | 0 | 1 | 0 | 0 | 0 | 2 | 0 | 0 |
| YEPEZ B ss | 3 | 1 | 0 | 0 | 0 | 0 | 0 | 1 | 0 | 0 | 0 | 0 | 0 | 1 | 1 | 0 | 0 | 0 | 3 | 0 |
| DALLOSPEDALE 2b | 4 | 0 | 1 | 1 | 0 | 0 | 0 | 0 | 0 | 0 | 0 | 0 | 0 | 1 | 0 | 0 | 0 | 5 | 2 | 0 |
| MEDINA rf | 4 | 0 | 2 | 1 | 0 | 0 | 0 | 0 | 0 | 0 | 0 | 0 | 0 | 0 | 0 | 0 | 0 | 0 | 0 | 0 |
| ZILERI 1b | 3 | 0 | 2 | 0 | 0 | 0 | 0 | 1 | 0 | 1 | 0 | 0 | 0 | 0 | 0 | 0 | 0 | 7 | 0 | 0 |
| BERTAGNON c | 4 | 0 | 0 | 0 | 0 | 0 | 0 | 0 | 0 | 0 | 0 | 0 | 0 | 1 | 0 | 1 | 0 | 7 | 0 | 0 |
| UGOLOTTI dh | 3 | 0 | 0 | 0 | 0 | 0 | 0 | 1 | 0 | 0 | 0 | 0 | 0 | 1 | 0 | 1 | 0 | 0 | 0 | 0 |
| SCALERA 3b | 3 | 1 | 1 | 0 | 0 | 0 | 0 | 0 | 0 | 0 | 0 | 1 | 0 | 1 | 0 | 0 | 0 | 2 | 2 | 0 |
| LEONI cf | 4 | 1 | 1 | 0 | 1 | 0 | 0 | 0 | 0 | 0 | 0 | 0 | 0 | 3 | 0 | 2 | 0 | 4 | 0 | 0 |
| GRIFANTINI p | 0 | 0 | 0 | 0 | 0 | 0 | 0 | 0 | 0 | 0 | 0 | 0 | 0 | 0 | 0 | 0 | 0 | 0 | 1 | 0 |
| CICATELLO p | 0 | 0 | 0 | 0 | 0 | 0 | 0 | 0 | 0 | 0 | 0 | 0 | 0 | 0 | 0 | 0 | 0 | 0 | 0 | 0 |
| D'AMICO p | 0 | 0 | 0 | 0 | 0 | 0 | 0 | 0 | 0 | 0 | 0 | 0 | 0 | 0 | 0 | 0 | 0 | 0 | 1 | 0 |
| BURLEA p | 0 | 0 | 0 | 0 | 0 | 0 | 0 | 0 | 0 | 0 | 0 | 0 | 0 | 0 | 0 | 0 | 0 | 0 | 0 | 0 |
| Totals..... | 32 | 3 | 7 | 2 | 1 | 0 | 0 | 4 | 0 | 2 | 0 | 1 | 0 | 9 | 1 | 4 | 0 | 27 | 9 | 0 |

UNIPOL BOLOGNA 2 (0-1)

| Player | AB | R | H | BI | 2B | 3B | HR | BB | SB | CS | HP | SH | SF | SO | IBB | KL | GDP | PO | A | E |
|----------------|----|---|---|----|----|----|----|----|----|----|----|----|----|----|-----|----|-----|----|----|---|
| INFANTE ss | 2 | 0 | 0 | 0 | 0 | 0 | 0 | 1 | 0 | 0 | 1 | 1 | 0 | 1 | 0 | 0 | 0 | 2 | 2 | 0 |
| ERMINI lf | 4 | 0 | 0 | 1 | 0 | 0 | 0 | 1 | 0 | 0 | 0 | 0 | 0 | 1 | 0 | 1 | 0 | 4 | 1 | 1 |
| MAZZUCA 3b | 3 | 0 | 0 | 0 | 0 | 0 | 0 | 2 | 0 | 0 | 0 | 0 | 0 | 0 | 0 | 0 | 1 | 2 | 0 | 0 |
| CLEMENTE cf | 5 | 0 | 0 | 0 | 0 | 0 | 0 | 0 | 0 | 0 | 0 | 0 | 0 | 1 | 0 | 1 | 0 | 1 | 0 | 0 |
| CASTELLITTO rf | 2 | 1 | 2 | 0 | 0 | 0 | 0 | 2 | 0 | 0 | 0 | 0 | 0 | 0 | 0 | 0 | 0 | 1 | 0 | 0 |
| ANGRISANO c | 4 | 0 | 1 | 0 | 0 | 0 | 0 | 0 | 0 | 0 | 0 | 0 | 0 | 2 | 0 | 0 | 0 | 10 | 1 | 0 |
| MALANGO 1b | 4 | 1 | 3 | 0 | 0 | 0 | 0 | 0 | 0 | 0 | 0 | 0 | 0 | 1 | 0 | 0 | 0 | 4 | 2 | 0 |
| SARTORI dh | 3 | 0 | 0 | 0 | 0 | 0 | 0 | 0 | 0 | 0 | 1 | 0 | 0 | 0 | 0 | 0 | 1 | 0 | 0 | 0 |
| SANTENIELLO 2b | 4 | 0 | 1 | 1 | 0 | 0 | 0 | 0 | 1 | 0 | 0 | 0 | 0 | 1 | 0 | 0 | 0 | 3 | 1 | 0 |
| MATOS p | 0 | 0 | 0 | 0 | 0 | 0 | 0 | 0 | 0 | 0 | 0 | 0 | 0 | 0 | 0 | 0 | 0 | 0 | 0 | 0 |
| PUGLIESE p | 0 | 0 | 0 | 0 | 0 | 0 | 0 | 0 | 0 | 0 | 0 | 0 | 0 | 0 | 0 | 0 | 0 | 0 | 2 | 0 |
| MORENO p | 0 | 0 | 0 | 0 | 0 | 0 | 0 | 0 | 0 | 0 | 0 | 0 | 0 | 0 | 0 | 0 | 0 | 0 | 1 | 0 |
| Totals..... | 31 | 2 | 7 | 2 | 0 | 0 | 0 | 6 | 1 | 0 | 2 | 1 | 0 | 7 | 0 | 2 | 2 | 27 | 10 | 1 |

| ASD PARMA | IP | H | R | ER | BB | SO | WP | HB | BK | IBB | SH | SF | CI | 2B | 3B | HR | AB | BF | FO | GO | NP |
|------------------|-----|---|---|----|----|----|----|----|----|-----|----|----|----|----|----|----|----|----|----|----|-----|
| GRIFANTINI W,1-0 | 6.1 | 4 | 2 | 2 | 4 | 6 | 0 | 0 | 0 | 0 | 0 | 0 | 0 | 0 | 0 | 0 | 21 | 25 | 7 | 4 | 105 |
| CICATELLO | 0.1 | 0 | 0 | 0 | 1 | 0 | 0 | 2 | 0 | 0 | 0 | 0 | 0 | 0 | 0 | 0 | 1 | 4 | 0 | 1 | 14 |
| D'AMICO | 1.2 | 3 | 0 | 0 | 0 | 0 | 0 | 0 | 0 | 0 | 1 | 0 | 0 | 0 | 0 | 0 | 7 | 8 | 2 | 3 | 21 |
| BURLEA S,1 | 0.2 | 0 | 0 | 0 | 1 | 1 | 0 | 0 | 0 | 0 | 0 | 0 | 0 | 0 | 0 | 0 | 2 | 3 | 1 | 0 | 14 |

| UNIPOL BOLOGNA | IP | H | R | ER | BB | SO | WP | HB | BK | IBB | SH | SF | CI | 2B | 3B | HR | AB | BF | FO | GO | NP |
|----------------|-----|---|---|----|----|----|----|----|----|-----|----|----|----|----|----|----|----|----|----|----|----|
| MATOS L,0-1 | 6.0 | 7 | 3 | 3 | 1 | 5 | 1 | 0 | 0 | 1 | 0 | 0 | 0 | 1 | 0 | 0 | 26 | 27 | 8 | 5 | 85 |
| PUGLIESE | 1.0 | 0 | 0 | 0 | 1 | 1 | 0 | 0 | 0 | 0 | 0 | 0 | 0 | 0 | 0 | 0 | 2 | 3 | 0 | 1 | 11 |
| MORENO | 2.0 | 0 | 0 | 0 | 2 | 3 | 0 | 0 | 0 | 0 | 1 | 0 | 0 | 0 | 0 | 0 | 4 | 7 | 0 | 1 | 37 |

Umpires - HP: BERKVEN Winfried(NE 1B: PRIBYL Frantisek(CZE 2B: BESZCZYNSKI Dana(AUT 3B: ADAMEC Tomas (CZE) Start: 18:00 Time: 3:07 Attendance: 200

Weather: Cloudy

Game notes:

SCORERS: NELISSEN Huub (NED), RASEK Martin (CZE)

TC: BILEK Bohumil (CZE)

Game: 02



Game Summary 3



UNIPOL Bologna (ITA) - L & D Amsterdam (NED)



"FINAL FOUR" EUROPEAN CHAMPIONS CUP

UNIPOL BOLOGNA 10 (1-1), L&D AMSTERDAM 9 (0-2) - Composite Box Score
Sep 22, 2011 at Brno (MBS)

L&D AMSTERDAM 9 (0-2)

| Player | AB | R | H | BI | 2B | 3B | HR | BB | SB | CS | HP | SH | SF | SO | IBB | KL | GDP | PO | A | E |
|----------------|----|---|----|----|----|----|----|----|----|----|----|----|----|----|-----|----|-----|----|----|---|
| CONNOR cf | 5 | 1 | 0 | 0 | 0 | 0 | 0 | 1 | 0 | 0 | 0 | 0 | 0 | 1 | 0 | 0 | 0 | 2 | 0 | 1 |
| HENRIQUE 2b | 6 | 1 | 3 | 0 | 0 | 0 | 0 | 0 | 1 | 0 | 0 | 0 | 0 | 0 | 0 | 0 | 0 | 0 | 2 | 1 |
| JONG de S dh | 4 | 2 | 2 | 1 | 0 | 0 | 0 | 2 | 0 | 0 | 0 | 0 | 0 | 0 | 0 | 0 | 0 | 0 | 0 | 0 |
| JONG de B rf | 5 | 1 | 3 | 0 | 0 | 0 | 0 | 0 | 0 | 0 | 0 | 1 | 0 | 0 | 0 | 0 | 0 | 2 | 0 | 0 |
| ROOIJ ss | 5 | 1 | 2 | 4 | 0 | 0 | 1 | 1 | 0 | 0 | 0 | 0 | 0 | 0 | 1 | 0 | 0 | 1 | 6 | 0 |
| BERKENBOSCH lf | 6 | 2 | 3 | 2 | 1 | 0 | 1 | 0 | 0 | 0 | 0 | 0 | 0 | 0 | 0 | 0 | 1 | 2 | 0 | 0 |
| ISENIA 1b | 4 | 1 | 1 | 0 | 1 | 0 | 0 | 0 | 0 | 0 | 1 | 0 | 0 | 0 | 0 | 0 | 0 | 9 | 1 | 0 |
| NOOIJ B c | 5 | 0 | 2 | 2 | 1 | 0 | 0 | 0 | 0 | 0 | 0 | 0 | 0 | 1 | 0 | 0 | 0 | 7 | 0 | 0 |
| GERARD 3b | 2 | 0 | 0 | 0 | 0 | 0 | 0 | 0 | 0 | 0 | 0 | 0 | 0 | 0 | 0 | 0 | 0 | 1 | 1 | 0 |
| VISSER ph/3b | 3 | 0 | 1 | 0 | 0 | 0 | 0 | 0 | 0 | 0 | 0 | 0 | 0 | 0 | 0 | 0 | 0 | 0 | 0 | 1 |
| JONG de J p | 0 | 0 | 0 | 0 | 0 | 0 | 0 | 0 | 0 | 0 | 0 | 0 | 0 | 0 | 0 | 0 | 0 | 0 | 0 | 0 |
| GROVER p | 0 | 0 | 0 | 0 | 0 | 0 | 0 | 0 | 0 | 0 | 0 | 0 | 0 | 0 | 0 | 0 | 0 | 0 | 1 | 1 |
| GEESTMAN p | 0 | 0 | 0 | 0 | 0 | 0 | 0 | 0 | 0 | 0 | 0 | 0 | 0 | 0 | 0 | 0 | 0 | 0 | 0 | 0 |
| MORALES p | 0 | 0 | 0 | 0 | 0 | 0 | 0 | 0 | 0 | 0 | 0 | 0 | 0 | 0 | 0 | 0 | 0 | 0 | 0 | 0 |
| Totals..... | 45 | 9 | 17 | 9 | 3 | 0 | 2 | 4 | 1 | 0 | 1 | 1 | 0 | 2 | 1 | 0 | 1 | 24 | 11 | 4 |

UNIPOL BOLOGNA 10 (1-1)

| Player | AB | R | H | BI | 2B | 3B | HR | BB | SB | CS | HP | SH | SF | SO | IBB | KL | GDP | PO | A | E |
|----------------|----|----|----|----|----|----|----|----|----|----|----|----|----|----|-----|----|-----|----|----|---|
| SANTENIELLO 2b | 4 | 0 | 0 | 0 | 0 | 0 | 0 | 0 | 0 | 0 | 0 | 0 | 0 | 1 | 0 | 0 | 0 | 0 | 2 | 0 |
| SARTORI 2b | 2 | 1 | 0 | 0 | 0 | 0 | 0 | 0 | 0 | 0 | 0 | 0 | 0 | 0 | 0 | 0 | 0 | 2 | 1 | 0 |
| ERMINI lf | 4 | 2 | 2 | 0 | 0 | 0 | 0 | 2 | 0 | 0 | 0 | 0 | 0 | 0 | 0 | 0 | 0 | 3 | 0 | 0 |
| INFANTE ss | 4 | 2 | 3 | 2 | 1 | 0 | 0 | 1 | 0 | 0 | 1 | 0 | 0 | 0 | 0 | 0 | 0 | 1 | 1 | 1 |
| CASTELLITTO rf | 4 | 2 | 1 | 2 | 0 | 1 | 0 | 1 | 0 | 0 | 0 | 0 | 0 | 1 | 0 | 0 | 0 | 2 | 0 | 0 |
| ANGRISANO dh | 5 | 2 | 2 | 4 | 1 | 0 | 0 | 0 | 0 | 0 | 0 | 0 | 0 | 0 | 0 | 0 | 0 | 0 | 0 | 0 |
| MALENGO 1b | 4 | 0 | 2 | 2 | 0 | 0 | 0 | 1 | 0 | 0 | 0 | 0 | 0 | 1 | 0 | 0 | 0 | 7 | 0 | 0 |
| SABBATANI c | 5 | 0 | 4 | 0 | 0 | 0 | 0 | 0 | 0 | 0 | 0 | 0 | 0 | 1 | 0 | 1 | 0 | 3 | 0 | 0 |
| FORNASARI cf | 4 | 0 | 0 | 0 | 0 | 0 | 0 | 1 | 0 | 0 | 0 | 0 | 0 | 1 | 0 | 0 | 0 | 9 | 0 | 0 |
| D'AMICO 3b | 4 | 1 | 0 | 0 | 0 | 0 | 0 | 1 | 0 | 0 | 0 | 0 | 0 | 2 | 0 | 1 | 0 | 0 | 4 | 2 |
| CILLO p | 0 | 0 | 0 | 0 | 0 | 0 | 0 | 0 | 0 | 0 | 0 | 0 | 0 | 0 | 0 | 0 | 0 | 0 | 1 | 0 |
| BETTO p | 0 | 0 | 0 | 0 | 0 | 0 | 0 | 0 | 0 | 0 | 0 | 0 | 0 | 0 | 0 | 0 | 0 | 0 | 0 | 0 |
| TURRINI p | 0 | 0 | 0 | 0 | 0 | 0 | 0 | 0 | 0 | 0 | 0 | 0 | 0 | 0 | 0 | 0 | 0 | 0 | 0 | 0 |
| LANGONE p | 0 | 0 | 0 | 0 | 0 | 0 | 0 | 0 | 0 | 0 | 0 | 0 | 0 | 0 | 0 | 0 | 0 | 0 | 1 | 0 |
| Totals..... | 40 | 10 | 14 | 10 | 2 | 1 | 0 | 7 | 0 | 0 | 1 | 0 | 0 | 7 | 0 | 2 | 0 | 27 | 10 | 3 |

| L&D AMSTERDAM | IP | H | R | ER | BB | SO | WP | HB | BK | IBB | SH | SF | CI | 2B | 3B | HR | AB | BF | FO | GO | NP |
|----------------|-----|---|---|----|----|----|----|----|----|-----|----|----|----|----|----|----|----|----|----|----|-----|
| JONG de J | 4.0 | 4 | 1 | 1 | 2 | 3 | 0 | 0 | 0 | 0 | 0 | 0 | 0 | 0 | 0 | 0 | 16 | 18 | 6 | 3 | 64 |
| GROVER | 3.2 | 6 | 7 | 3 | 3 | 4 | 0 | 1 | 0 | 0 | 0 | 0 | 0 | 1 | 1 | 0 | 18 | 22 | 0 | 7 | 101 |
| GEESTMAN L,0-1 | 0.1 | 3 | 2 | 2 | 1 | 0 | 0 | 0 | 0 | 0 | 0 | 0 | 0 | 1 | 0 | 0 | 4 | 5 | 0 | 1 | 18 |
| MORALES | 0.0 | 1 | 0 | 0 | 1 | 0 | 0 | 0 | 0 | 0 | 0 | 0 | 0 | 0 | 0 | 0 | 2 | 3 | 0 | 0 | 8 |

| UNIPOL BOLOGNA | IP | H | R | ER | BB | SO | WP | HB | BK | IBB | SH | SF | CI | 2B | 3B | HR | AB | BF | FO | GO | NP |
|----------------|-----|---|---|----|----|----|----|----|----|-----|----|----|----|----|----|----|----|----|----|----|----|
| CILLO | 4.0 | 7 | 3 | 1 | 2 | 1 | 0 | 1 | 0 | 0 | 0 | 0 | 0 | 1 | 0 | 0 | 20 | 23 | 5 | 6 | 70 |
| BETTO | 2.0 | 6 | 5 | 4 | 0 | 1 | 0 | 0 | 0 | 0 | 0 | 0 | 0 | 2 | 0 | 1 | 14 | 14 | 4 | 1 | 48 |
| TURRINI | 2.0 | 3 | 1 | 1 | 0 | 0 | 0 | 0 | 0 | 0 | 0 | 0 | 0 | 0 | 0 | 1 | 9 | 9 | 6 | 0 | 26 |
| LANGONE w,1-0 | 1.0 | 1 | 0 | 0 | 2 | 0 | 0 | 0 | 0 | 1 | 1 | 0 | 0 | 0 | 0 | 0 | 2 | 5 | 0 | 2 | 18 |

Umpires - HP: BIEHL Dirk (GER) 1B: TAURELLI Marco (ITA) 2B: BERKVENES
Winfried(NE 3B: ADAMEC Tomas (CZE) Start: 13:00 Time: 3:25 Attendance: 250

Weather: Cloudy

Game notes:

SCORERS: NELISSEN Huub (NED), RASEK Martin (CZE)

TC: MATEU Xavier (ESP)

GEESTMAN faced 1 batter in the 9th. MORALES faced 3 batters in the 9th.



Game Summary 4



T & A San Marino (SMR) - ASD Parma (ITA)



"FINAL FOUR" EUROPEAN CHAMPIONS CUP
 T&A SAN MARINO 7 (2-0), ASD PARMA 1 (1-1) - Composite Box Score
 Sep 22, 2011 at Brno (MBS)

ASD PARMA 1 (1-1)

| Player | AB | R | H | BI | 2B | 3B | HR | BB | SB | CS | HP | SH | SF | SO | IBB | KL | GDP | PO | A | E |
|-----------------|----|---|---|----|----|----|----|----|----|----|----|----|----|----|-----|----|-----|----|----|---|
| DE SIMONI lf | 4 | 0 | 0 | 0 | 0 | 0 | 0 | 0 | 0 | 0 | 0 | 0 | 0 | 1 | 0 | 0 | 0 | 2 | 0 | 0 |
| YEPEZ B ss | 4 | 1 | 1 | 0 | 0 | 0 | 0 | 0 | 0 | 0 | 0 | 0 | 0 | 1 | 0 | 0 | 0 | 3 | 5 | 2 |
| DALLOSPEDALE 2b | 4 | 0 | 2 | 0 | 0 | 0 | 0 | 0 | 0 | 0 | 0 | 0 | 0 | 0 | 0 | 0 | 0 | 1 | 4 | 0 |
| MEDINA rf | 3 | 0 | 3 | 1 | 0 | 0 | 0 | 0 | 0 | 0 | 0 | 0 | 1 | 0 | 0 | 0 | 0 | 1 | 0 | 0 |
| ZILERI 1b/cf | 4 | 0 | 0 | 0 | 0 | 0 | 0 | 0 | 0 | 0 | 0 | 0 | 0 | 0 | 0 | 0 | 2 | 9 | 0 | 0 |
| BERTAGNON c | 3 | 0 | 1 | 0 | 0 | 0 | 0 | 0 | 0 | 0 | 0 | 0 | 0 | 0 | 0 | 0 | 0 | 3 | 0 | 0 |
| UGOLOTTI dh | 2 | 0 | 0 | 0 | 0 | 0 | 0 | 0 | 0 | 0 | 0 | 0 | 0 | 0 | 0 | 0 | 0 | 0 | 0 | 0 |
| GERALI ph | 1 | 0 | 0 | 0 | 0 | 0 | 0 | 0 | 0 | 0 | 0 | 0 | 0 | 0 | 0 | 0 | 0 | 0 | 0 | 0 |
| SCALERA 3b | 3 | 0 | 0 | 0 | 0 | 0 | 0 | 0 | 0 | 0 | 0 | 0 | 0 | 1 | 0 | 0 | 0 | 2 | 6 | 0 |
| LEONI cf | 2 | 0 | 0 | 0 | 0 | 0 | 0 | 0 | 0 | 0 | 0 | 0 | 0 | 2 | 0 | 1 | 0 | 0 | 0 | 0 |
| GIANNETTI 1b | 1 | 0 | 0 | 0 | 0 | 0 | 0 | 0 | 0 | 0 | 0 | 0 | 1 | 0 | 1 | 0 | 3 | 0 | 0 | 0 |
| CORRADINI p | 0 | 0 | 0 | 0 | 0 | 0 | 0 | 0 | 0 | 0 | 0 | 0 | 0 | 0 | 0 | 0 | 0 | 0 | 1 | 0 |
| BURLEA p | 0 | 0 | 0 | 0 | 0 | 0 | 0 | 0 | 0 | 0 | 0 | 0 | 0 | 0 | 0 | 0 | 0 | 0 | 0 | 1 |
| CICATELLO p | 0 | 0 | 0 | 0 | 0 | 0 | 0 | 0 | 0 | 0 | 0 | 0 | 0 | 0 | 0 | 0 | 0 | 0 | 0 | 0 |
| Totals..... | 31 | 1 | 7 | 1 | 0 | 0 | 0 | 0 | 0 | 0 | 0 | 0 | 1 | 6 | 0 | 2 | 2 | 24 | 16 | 3 |

T&A SAN MARINO 7 (2-0)

| Player | AB | R | H | BI | 2B | 3B | HR | BB | SB | CS | HP | SH | SF | SO | IBB | KL | GDP | PO | A | E |
|---------------|----|---|---|----|----|----|----|----|----|----|----|----|----|----|-----|----|-----|----|---|---|
| GRANATO ss | 3 | 0 | 0 | 0 | 0 | 0 | 0 | 0 | 0 | 0 | 1 | 0 | 0 | 0 | 0 | 0 | 0 | 1 | 4 | 0 |
| PANTALEONI 3b | 4 | 1 | 1 | 0 | 0 | 0 | 0 | 0 | 0 | 0 | 0 | 0 | 0 | 0 | 0 | 0 | 0 | 5 | 1 | 0 |
| VASQUEZ 1b | 4 | 0 | 2 | 1 | 1 | 0 | 0 | 0 | 0 | 0 | 0 | 0 | 0 | 0 | 0 | 0 | 0 | 6 | 1 | 0 |
| RAMOS dh | 4 | 2 | 2 | 0 | 0 | 0 | 2 | 0 | 0 | 0 | 0 | 0 | 0 | 0 | 0 | 0 | 1 | 0 | 0 | 0 |
| CHAPELLI cf | 4 | 0 | 1 | 0 | 0 | 0 | 0 | 0 | 0 | 0 | 0 | 0 | 0 | 1 | 0 | 1 | 0 | 5 | 0 | 0 |
| IMPERIALI 2b | 4 | 1 | 1 | 0 | 0 | 0 | 0 | 0 | 0 | 0 | 0 | 0 | 0 | 0 | 0 | 0 | 0 | 1 | 1 | 0 |
| AVAGNINA lf | 3 | 1 | 0 | 0 | 0 | 0 | 0 | 0 | 0 | 0 | 1 | 0 | 0 | 0 | 0 | 0 | 0 | 2 | 0 | 0 |
| SUARDI rf | 4 | 1 | 0 | 0 | 0 | 0 | 0 | 0 | 0 | 0 | 0 | 0 | 0 | 1 | 0 | 1 | 0 | 0 | 0 | 0 |
| REGINATO c | 3 | 1 | 1 | 4 | 0 | 0 | 1 | 0 | 0 | 0 | 0 | 0 | 0 | 0 | 0 | 0 | 0 | 6 | 0 | 0 |
| DA SILVA p | 0 | 0 | 0 | 0 | 0 | 0 | 0 | 0 | 0 | 0 | 0 | 0 | 0 | 0 | 0 | 0 | 0 | 1 | 0 | 0 |
| Totals..... | 33 | 7 | 8 | 7 | 1 | 0 | 3 | 0 | 0 | 0 | 2 | 0 | 0 | 2 | 0 | 2 | 1 | 27 | 7 | 0 |

| ASD PARMA | IP | H | R | ER | BB | SO | WP | HB | BK | IBB | SH | SF | CI | 2B | 3B | HR | AB | BF | FO | GO | NP |
|-----------------|-----|---|---|----|----|----|----|----|----|-----|----|----|----|----|----|----|----|----|----|----|----|
| CORRADINI L,0-1 | 5.0 | 6 | 6 | 5 | 0 | 0 | 0 | 1 | 0 | 0 | 0 | 0 | 0 | 0 | 0 | 3 | 22 | 23 | 5 | 9 | 56 |
| BURLEA | 2.0 | 2 | 1 | 1 | 0 | 1 | 0 | 1 | 0 | 0 | 0 | 0 | 0 | 1 | 0 | 0 | 8 | 9 | 2 | 3 | 28 |
| CICATELLO | 1.0 | 0 | 0 | 0 | 0 | 1 | 0 | 0 | 0 | 0 | 0 | 0 | 0 | 0 | 0 | 0 | 3 | 3 | 0 | 2 | 8 |

| T&A SAN MARINO | IP | H | R | ER | BB | SO | WP | HB | BK | IBB | SH | SF | CI | 2B | 3B | HR | AB | BF | FO | GO | NP |
|----------------|-----|---|---|----|----|----|----|----|----|-----|----|----|----|----|----|----|----|----|----|----|-----|
| DA SILVA W,1-0 | 9.0 | 7 | 1 | 1 | 0 | 6 | 0 | 0 | 0 | 0 | 0 | 1 | 0 | 0 | 0 | 0 | 31 | 32 | 12 | 7 | 107 |

Umpires - HP: BESZCZYNSKI Dana (AUT) 1B: KULHANEK David (CZE) 2B: KROUPA Jiri (CZE) 3B: PRIBYL Frantisek (CZE) Start: 18:00 Time: 2:05 Attendance: 325

Weather: Sunny

Game notes:

SCORERS: NELISSEN Huub (NED), RASEK Martin (CZE)

TC: BILEK Bohumil (CZE)

Game: 04



Teams' stats

| | | |
|--|---------------------------------------|---------------------------------|
| | <h2 style="margin: 0;">ASD Parma</h2> | <h2 style="margin: 0;">ITA</h2> |
|--|---------------------------------------|---------------------------------|

"FINAL FOUR" EUROPEAN CHAMPIONS CUP
Overall Statistics for **ASD PARMA** (as of Sep 22, 2011)
(All games Sorted by Batting avg)

record: 1-1

| Player | AVG | GP-GS | AB | R | H | 2B | 3B | HR | RBI | TB | SLG% | BB | HBP | SO | GDP | OB% | SF | SH | SB-ATT | PO | A | E | FLD% |
|-----------------------|------|-------|----|---|----|----|----|----|-----|----|------|----|-----|----|-----|------|----|----|--------|----|----|---|-------|
| 58 MEDINA Rodney.... | .714 | 2-2 | 7 | 0 | 5 | 0 | 0 | 0 | 2 | 5 | .714 | 0 | 0 | 0 | 0 | .625 | 1 | 0 | 0-0 | 1 | 0 | 0 | 1.000 |
| 43 DALLOSPEDALE Davi | .375 | 2-2 | 8 | 0 | 3 | 0 | 0 | 0 | 1 | 3 | .375 | 0 | 0 | 1 | 0 | .375 | 0 | 0 | 0-0 | 6 | 6 | 0 | 1.000 |
| 57 ZILERI Leonardo.. | .286 | 2-2 | 7 | 0 | 2 | 0 | 0 | 0 | 0 | 2 | .286 | 1 | 0 | 0 | 2 | .375 | 0 | 0 | 0-1 | 16 | 0 | 0 | 1.000 |
| 75 LEONI Christian.. | .167 | 2-2 | 6 | 1 | 1 | 1 | 0 | 0 | 0 | 2 | .333 | 0 | 0 | 5 | 0 | .167 | 0 | 0 | 0-0 | 4 | 0 | 0 | 1.000 |
| 65 SCALERA Luca..... | .167 | 2-2 | 6 | 1 | 1 | 0 | 0 | 0 | 0 | 1 | .167 | 0 | 0 | 2 | 0 | .167 | 0 | 1 | 0-0 | 4 | 8 | 0 | 1.000 |
| 40 BERTAGNON Riccard | .143 | 2-2 | 7 | 0 | 1 | 0 | 0 | 0 | 0 | 1 | .143 | 0 | 0 | 1 | 0 | .143 | 0 | 0 | 0-0 | 10 | 0 | 0 | 1.000 |
| 4 YEPEZ B. Marco A. | .143 | 2-2 | 7 | 2 | 1 | 0 | 0 | 0 | 0 | 1 | .143 | 1 | 0 | 2 | 0 | .250 | 0 | 0 | 0-0 | 3 | 8 | 2 | .846 |
| 48 DE SIMONI Stefano | .000 | 2-2 | 8 | 0 | 0 | 0 | 0 | 0 | 0 | 0 | .000 | 1 | 0 | 2 | 0 | .111 | 0 | 0 | 0-1 | 4 | 0 | 0 | 1.000 |
| 18 UGOLOTTI Matteo.. | .000 | 2-2 | 5 | 0 | 0 | 0 | 0 | 0 | 0 | 0 | .000 | 1 | 0 | 1 | 0 | .167 | 0 | 0 | 0-0 | 0 | 0 | 0 | .000 |
| ----- | | | | | | | | | | | | | | | | | | | | | | | |
| 5 GIANNETTI Stefano | .000 | 1-0 | 1 | 0 | 0 | 0 | 0 | 0 | 0 | 0 | .000 | 0 | 0 | 1 | 0 | .000 | 0 | 0 | 0-0 | 3 | 0 | 0 | 1.000 |
| 31 GERALI Michele.... | .000 | 1-0 | 1 | 0 | 0 | 0 | 0 | 0 | 0 | 0 | .000 | 0 | 0 | 0 | 0 | .000 | 0 | 0 | 0-0 | 0 | 0 | 0 | .000 |
| Totals..... | .222 | 2-2 | 63 | 4 | 14 | 1 | 0 | 0 | 3 | 15 | .238 | 4 | 0 | 15 | 2 | .265 | 1 | 1 | 0-2 | 51 | 25 | 3 | .962 |
| Opponents..... | .234 | 2-2 | 64 | 9 | 15 | 1 | 0 | 3 | 9 | 25 | .391 | 6 | 4 | 9 | 3 | .338 | 0 | 1 | 1-1 | 54 | 17 | 1 | .986 |

LOB - Team (11), Opp (15). DPs turned - Team (3), Opp (2). IBB - Team (1), YEPEZ B 1.

(All games Sorted by Earned run avg)

| Player | ERA | W-L | APP | GS | CG | SHO/CBO | SV | IP | H | R | ER | BB | SO | 2B | 3B | HR | AB | B/Avg | WP | HBP | BK | SFA | SHA |
|----------------------|------|-----|-----|----|----|---------|----|------|----|---|----|----|----|----|----|----|----|-------|----|-----|----|-----|-----|
| 19 GRIFANTINI Marco. | 2.84 | 1-0 | 1 | 1 | 0 | 0/0 | 0 | 6.1 | 4 | 2 | 2 | 4 | 6 | 0 | 0 | 0 | 21 | .190 | 0 | 0 | 0 | 0 | 0 |
| 12 BURLEA Mihai..... | 3.38 | 0-0 | 2 | 0 | 0 | 0/0 | 1 | 2.2 | 2 | 1 | 1 | 1 | 2 | 1 | 0 | 0 | 10 | .200 | 0 | 1 | 0 | 0 | 0 |
| 13 CORRADINI Roberto | 9.00 | 0-1 | 1 | 1 | 0 | 0/0 | 0 | 5.0 | 6 | 6 | 5 | 0 | 0 | 0 | 0 | 3 | 22 | .273 | 0 | 1 | 0 | 0 | 0 |
| ----- | | | | | | | | | | | | | | | | | | | | | | | |
| 47 D'AMICO Leonardo. | 0.00 | 0-0 | 1 | 0 | 0 | 0/0 | 0 | 1.2 | 3 | 0 | 0 | 0 | 0 | 0 | 0 | 0 | 7 | .429 | 0 | 0 | 0 | 0 | 1 |
| 23 CICATELLO Justin. | 0.00 | 0-0 | 2 | 0 | 0 | 0/0 | 0 | 1.1 | 0 | 0 | 0 | 1 | 1 | 0 | 0 | 0 | 4 | .000 | 0 | 2 | 0 | 0 | 0 |
| Totals..... | 4.24 | 1-1 | 2 | 2 | 0 | 0/0 | 1 | 17.0 | 15 | 9 | 8 | 6 | 9 | 1 | 0 | 3 | 64 | .234 | 0 | 4 | 0 | 0 | 1 |
| Opponents..... | 2.00 | 1-1 | 2 | 2 | 1 | 0/0 | 0 | 18.0 | 14 | 4 | 4 | 4 | 15 | 1 | 0 | 0 | 63 | .222 | 1 | 0 | 0 | 1 | 1 |

SBA/ATT - BERTAGNON (1-1), BURLEA (1-1).

<page>

"FINAL FOUR" EUROPEAN CHAMPIONS CUP
Overall Statistics for **ASD PARMA** (as of Sep 22, 2011)
(All games Sorted by Fielding pct)

| Player | C | PO | A | E | FLD% | Dps | SBA | CSB | SBA% | PB | CI |
|-----------------------|----|----|----|---|-------|-----|-----|-----|-------|----|----|
| 57 ZILERI Leonardo.. | 16 | 16 | 0 | 0 | 1.000 | 3 | 0 | 0 | --- | 0 | 0 |
| 43 DALLOSPEDALE Davi | 12 | 6 | 6 | 0 | 1.000 | 3 | 0 | 0 | --- | 0 | 0 |
| 65 SCALERA Luca..... | 12 | 4 | 8 | 0 | 1.000 | 0 | 0 | 0 | --- | 0 | 0 |
| 40 BERTAGNON Riccard | 10 | 10 | 0 | 0 | 1.000 | 0 | 1 | 0 | 1.000 | 0 | 0 |
| 48 DE SIMONI Stefano | 4 | 4 | 0 | 0 | 1.000 | 0 | 0 | 0 | --- | 0 | 0 |
| 75 LEONI Christian.. | 4 | 4 | 0 | 0 | 1.000 | 0 | 0 | 0 | --- | 0 | 0 |
| 5 GIANNETTI Stefano | 3 | 3 | 0 | 0 | 1.000 | 0 | 0 | 0 | --- | 0 | 0 |
| 19 GRIFANTINI Marco. | 1 | 0 | 1 | 0 | 1.000 | 0 | 0 | 0 | --- | 0 | 0 |
| 58 MEDINA Rodney.... | 1 | 1 | 0 | 0 | 1.000 | 0 | 0 | 0 | --- | 0 | 0 |
| 47 D'AMICO Leonardo. | 1 | 0 | 1 | 0 | 1.000 | 0 | 0 | 0 | --- | 0 | 0 |
| 13 CORRADINI Roberto | 1 | 0 | 1 | 0 | 1.000 | 0 | 0 | 0 | --- | 0 | 0 |
| 4 YEPEZ B. Marco A. | 13 | 3 | 8 | 2 | .846 | 3 | 0 | 0 | --- | 0 | 0 |
| 12 BURLEA Mihai..... | 1 | 0 | 0 | 1 | .000 | 0 | 1 | 0 | 1.000 | 0 | 0 |
| 23 CICATELLO Justin. | 0 | 0 | 0 | 0 | .000 | 0 | 0 | 0 | --- | 0 | 0 |
| 18 UGOLOTTI Matteo.. | 0 | 0 | 0 | 0 | .000 | 0 | 0 | 0 | --- | 0 | 0 |
| 31 GERALI Michele.... | 0 | 0 | 0 | 0 | .000 | 0 | 0 | 0 | --- | 0 | 0 |
| Totals..... | 79 | 51 | 25 | 3 | .962 | 3 | 1 | 0 | 1.000 | 0 | 0 |
| Opponents..... | 72 | 54 | 17 | 1 | .986 | 2 | 0 | 2 | .000 | 0 | 0 |

Hitting minimums - 1 Games 1.0 AB/Game 2.7 TPA/Game
Pitching minimums - 1 Games 1.0 IP/Game



Teams' stats

| | | |
|--|-----------------|-----|
| | L & D Amsterdam | NED |
|--|-----------------|-----|

"FINAL FOUR" EUROPEAN CHAMPIONS CUP
Overall Statistics for L&D **AMSTERDAM** (as of Sep 22, 2011)
(All games Sorted by Batting avg)

record: 0-2

| Player | AVG | GP-GS | AB | R | H | 2B | 3B | HR | RBI | TB | SLG% | BB | HBP | SO | GDP | OB% | SF | SH | SB-ATT | PO | A | E | FLD% |
|----------------------|------|-------|----|----|----|----|----|----|-----|----|------|----|-----|----|-----|------|----|----|--------|----|----|---|-------|
| 30 ROOIJ Vince..... | .500 | 2-2 | 8 | 1 | 4 | 0 | 0 | 1 | 4 | 7 | .875 | 2 | 0 | 1 | 0 | .600 | 0 | 0 | 0-0 | 1 | 7 | 0 | 1.000 |
| 4 NOOIJ Bas..... | .429 | 2-2 | 7 | 0 | 3 | 1 | 0 | 0 | 2 | 4 | .571 | 1 | 0 | 1 | 0 | .500 | 0 | 0 | 0-0 | 7 | 0 | 0 | 1.000 |
| 24 JONG de SIDNEY... | .375 | 2-2 | 8 | 2 | 3 | 0 | 0 | 0 | 1 | 3 | .375 | 3 | 0 | 1 | 0 | .545 | 0 | 0 | 1-1 | 10 | 0 | 0 | 1.000 |
| 1 HENRIQUE Roeland. | .300 | 2-2 | 10 | 1 | 3 | 0 | 0 | 0 | 0 | 3 | .300 | 0 | 0 | 0 | 0 | .300 | 0 | 1 | 1-1 | 2 | 3 | 1 | .833 |
| 23 JONG de BAS..... | .300 | 2-2 | 10 | 1 | 3 | 0 | 0 | 0 | 0 | 3 | .300 | 0 | 0 | 3 | 1 | .300 | 0 | 1 | 0-0 | 3 | 0 | 0 | 1.000 |
| 10 BERKENBOSCH Kenny | .300 | 2-2 | 10 | 2 | 3 | 1 | 0 | 1 | 2 | 7 | .700 | 0 | 0 | 0 | 2 | .300 | 0 | 0 | 0-0 | 4 | 0 | 0 | 1.000 |
| 26 ISENIA Percy..... | .125 | 2-2 | 8 | 1 | 1 | 1 | 0 | 0 | 0 | 2 | .250 | 0 | 1 | 1 | 0 | .222 | 0 | 0 | 0-0 | 16 | 1 | 0 | 1.000 |
| 31 CONNOR Wesley.... | .111 | 2-2 | 9 | 1 | 1 | 0 | 0 | 0 | 0 | 1 | .111 | 1 | 0 | 2 | 0 | .200 | 0 | 0 | 0-0 | 6 | 0 | 1 | .857 |
| ----- | | | | | | | | | | | | | | | | | | | | | | | |
| 34 VISSER Seb..... | .333 | 1-0 | 3 | 0 | 1 | 0 | 0 | 0 | 0 | 1 | .333 | 0 | 0 | 0 | 0 | .333 | 0 | 0 | 0-0 | 0 | 0 | 1 | .000 |
| 25 GERARD Rashid.... | .000 | 2-2 | 5 | 0 | 0 | 0 | 0 | 0 | 0 | 0 | .000 | 0 | 0 | 1 | 0 | .000 | 0 | 0 | 0-0 | 3 | 4 | 0 | 1.000 |
| Totals..... | .282 | 2-2 | 78 | 9 | 22 | 3 | 0 | 2 | 9 | 31 | .397 | 7 | 1 | 10 | 3 | .349 | 0 | 2 | 2-2 | 52 | 16 | 4 | .944 |
| Opponents..... | .254 | 2-2 | 71 | 11 | 18 | 2 | 1 | 0 | 11 | 22 | .310 | 8 | 1 | 16 | 0 | .333 | 1 | 0 | 0-0 | 57 | 23 | 4 | .952 |

LOB - Team (24), Opp (20). DPs turned - Team (0), Opp (3). IBB - Team (3), ROOIJ 2, JONG de S 1.

(All games Sorted by Earned run avg)

| Player | ERA | W-L | APP | GS | CG | SHO/CBO | SV | IP | H | R | ER | BB | SO | 2B | 3B | HR | AB | B/Avg | WP | HBP | BK | SFA | SHA |
|----------------------|-------|-----|-----|----|----|---------|----|------|----|----|----|----|----|----|----|----|----|-------|----|-----|----|-----|-----|
| 38 CORDEMANS Rob.... | 0.00 | 0-0 | 1 | 1 | 0 | 0/0 | 0 | 9.0 | 3 | 0 | 0 | 1 | 9 | 0 | 0 | 0 | 30 | .100 | 0 | 0 | 0 | 0 | 0 |
| 11 JONG de JOS..... | 2.25 | 0-0 | 1 | 1 | 0 | 0/0 | 0 | 4.0 | 4 | 1 | 1 | 2 | 3 | 0 | 0 | 0 | 16 | .250 | 0 | 0 | 0 | 0 | 0 |
| 9 GROVER Ben..... | 7.36 | 0-0 | 1 | 0 | 0 | 0/0 | 0 | 3.2 | 6 | 7 | 3 | 3 | 4 | 1 | 1 | 0 | 18 | .333 | 0 | 1 | 0 | 0 | 0 |
| ----- | | | | | | | | | | | | | | | | | | | | | | | |
| 13 MORALES Alfieri.. | 0.00 | 0-1 | 2 | 0 | 0 | 0/0 | 0 | 0.1 | 2 | 1 | 0 | 1 | 0 | 0 | 0 | 0 | 3 | .667 | 0 | 0 | 0 | 1 | 0 |
| 32 GEESTMAN Rik..... | 54.00 | 0-1 | 1 | 0 | 0 | 0/0 | 0 | 0.1 | 3 | 2 | 2 | 1 | 0 | 0 | 1 | 0 | 4 | .750 | 0 | 0 | 0 | 0 | 0 |
| Totals..... | 2.60 | 0-2 | 2 | 2 | 0 | 0/0 | 0 | 17.1 | 18 | 11 | 5 | 8 | 16 | 2 | 1 | 0 | 71 | .254 | 0 | 1 | 0 | 1 | 0 |
| Opponents..... | 2.84 | 2-0 | 2 | 2 | 0 | 1/1 | 0 | 19.0 | 22 | 9 | 6 | 7 | 10 | 3 | 0 | 2 | 78 | .282 | 0 | 1 | 0 | 0 | 2 |

<page>

Overall Statistics for L&D **AMSTERDAM** (as of Sep 22, 2011)
(All games Sorted by Fielding pct)

| Player | C | PO | A | E | FLD% | DPs | SBA | CSB | SBA% | PB | CI |
|----------------------|----|----|----|---|-------|-----|-----|-----|-------|----|----|
| 26 ISENIA Percy..... | 17 | 16 | 1 | 0 | 1.000 | 0 | 0 | 0 | --- | 0 | 0 |
| 24 JONG de SIDNEY... | 10 | 10 | 0 | 0 | 1.000 | 0 | 0 | 0 | --- | 0 | 0 |
| 30 ROOIJ Vince..... | 8 | 1 | 7 | 0 | 1.000 | 0 | 0 | 0 | --- | 0 | 0 |
| 25 GERARD Rashid.... | 7 | 3 | 4 | 0 | 1.000 | 0 | 0 | 0 | --- | 0 | 0 |
| 4 NOOIJ Bas..... | 7 | 7 | 0 | 0 | 1.000 | 0 | 0 | 0 | --- | 0 | 0 |
| 10 BERKENBOSCH Kenny | 4 | 4 | 0 | 0 | 1.000 | 0 | 0 | 0 | --- | 0 | 0 |
| 23 JONG de BAS..... | 3 | 3 | 0 | 0 | 1.000 | 0 | 0 | 0 | --- | 0 | 0 |
| 31 CONNOR Wesley.... | 7 | 6 | 0 | 1 | .857 | 0 | 0 | 0 | --- | 0 | 0 |
| 1 HENRIQUE Roeland. | 6 | 2 | 3 | 1 | .833 | 0 | 0 | 0 | --- | 0 | 0 |
| 9 GROVER Ben..... | 2 | 0 | 1 | 1 | .500 | 0 | 0 | 0 | --- | 0 | 0 |
| 34 VISSER Seb..... | 1 | 0 | 0 | 1 | .000 | 0 | 0 | 0 | --- | 0 | 0 |
| 13 MORALES Alfieri.. | 0 | 0 | 0 | 0 | .000 | 0 | 0 | 0 | --- | 0 | 0 |
| 38 CORDEMANS Rob.... | 0 | 0 | 0 | 0 | .000 | 0 | 0 | 0 | --- | 0 | 0 |
| 32 GEESTMAN Rik..... | 0 | 0 | 0 | 0 | .000 | 0 | 0 | 0 | --- | 0 | 0 |
| 11 JONG de JOS..... | 0 | 0 | 0 | 0 | .000 | 0 | 0 | 0 | --- | 0 | 0 |
| Totals..... | 72 | 52 | 16 | 4 | .944 | 0 | 0 | 0 | --- | 0 | 0 |
| Opponents..... | 84 | 57 | 23 | 4 | .952 | 3 | 2 | 0 | 1.000 | 0 | 0 |

Hitting minimums - 1 Games 1.0 AB/Game 2.7 TPA/Game
Pitching minimums - 1 Games 1.0 IP/Game



Teams' stats

| | | |
|--|-----------------------------|------------|
| | T & A San Marino | SMR |
|--|-----------------------------|------------|

"FINAL FOUR" EUROPEAN CHAMPIONS CUP
Overall Statistics for **T&A SAN MARINO** (as of Sep 22, 2011)
(All games Sorted by Batting avg)

record: 2-0

| Player | AVG | GP-GS | AB | R | H | 2B | 3B | HR | RBI | TB | SLG% | BB | HBP | SO | GDP | OB% | SF | SH | SB-ATT | PO | A | E | FLD% |
|----------------------|------|-------|----|---|----|----|----|----|-----|----|-------|----|-----|----|-----|------|----|----|--------|----|----|---|-------|
| 19 IMPERIALI Frances | .429 | 2-2 | 7 | 1 | 3 | 0 | 0 | 0 | 0 | 3 | .429 | 0 | 0 | 1 | 0 | .429 | 0 | 0 | 0-0 | 3 | 3 | 1 | .857 |
| 30 VASQUES Wuillians | .286 | 2-2 | 7 | 0 | 2 | 1 | 0 | 0 | 2 | 3 | .429 | 1 | 0 | 2 | 0 | .333 | 1 | 0 | 0-0 | 18 | 2 | 0 | 1.000 |
| 35 RAMOS Jairo..... | .250 | 2-2 | 8 | 2 | 2 | 0 | 0 | 2 | 2 | 8 | 1.000 | 0 | 0 | 0 | 1 | .250 | 0 | 0 | 0-0 | 0 | 0 | 0 | .000 |
| 5 PANTALEONI Giovan | .222 | 2-2 | 9 | 1 | 2 | 0 | 0 | 0 | 0 | 2 | .222 | 0 | 0 | 1 | 0 | .222 | 0 | 0 | 0-0 | 5 | 3 | 0 | 1.000 |
| 10 AVAGNINA Lorenzo. | .167 | 2-2 | 6 | 1 | 1 | 0 | 0 | 0 | 0 | 1 | .167 | 0 | 1 | 1 | 0 | .286 | 0 | 0 | 0-0 | 4 | 0 | 0 | 1.000 |
| 31 CHAPELLI Laidel.. | .143 | 2-2 | 7 | 0 | 1 | 0 | 0 | 0 | 0 | 1 | .143 | 0 | 0 | 2 | 0 | .143 | 0 | 0 | 0-0 | 6 | 0 | 0 | 1.000 |
| 43 SUARDI Riccardo.. | .000 | 2-2 | 7 | 1 | 0 | 0 | 0 | 0 | 0 | 0 | .000 | 0 | 0 | 2 | 0 | .000 | 0 | 0 | 0-0 | 0 | 0 | 0 | .000 |
| 3 GRANATO Anthony.. | .000 | 2-2 | 7 | 0 | 0 | 0 | 0 | 0 | 0 | 0 | .000 | 0 | 1 | 0 | 0 | .125 | 0 | 0 | 0-0 | 2 | 8 | 0 | 1.000 |
| ----- | | | | | | | | | | | | | | | | | | | | | | | |
| 55 REGINATO Mattia.. | .250 | 2-1 | 4 | 2 | 1 | 0 | 0 | 1 | 4 | 4 | 1.000 | 0 | 0 | 1 | 0 | .250 | 0 | 0 | 0-0 | 10 | 2 | 0 | 1.000 |
| 28 ALBANESE Simone.. | .000 | 1-1 | 2 | 0 | 0 | 0 | 0 | 0 | 0 | 0 | .000 | 0 | 0 | 1 | 0 | .000 | 0 | 0 | 0-0 | 6 | 0 | 0 | 1.000 |
| Totals..... | .188 | 2-2 | 64 | 8 | 12 | 1 | 0 | 3 | 8 | 22 | .344 | 1 | 2 | 11 | 1 | .221 | 1 | 0 | 0-0 | 57 | 20 | 1 | .987 |
| Opponents..... | .188 | 2-2 | 64 | 1 | 12 | 0 | 0 | 0 | 1 | 12 | .188 | 3 | 0 | 14 | 4 | .221 | 1 | 1 | 1-1 | 52 | 21 | 3 | .961 |

LOB - Team (10), Opp (13). DPs turned - Team (4), Opp (1). IBB - Team (0), Opp (2). Picked off - AVAGNINA 1.

(All games Sorted by Earned run avg)

| Player | ERA | W-L | APP | GS | CG | SHO/CBO | SV | IP | H | R | ER | BB | SO | 2B | 3B | HR | AB | B/Avg | WP | HBP | BK | SFA | SHA |
|----------------------|------|-----|-----|----|----|---------|----|------|----|---|----|----|----|----|----|----|----|-------|----|-----|----|-----|-----|
| 34 BONILLA Vincente. | 0.00 | 0-0 | 1 | 1 | 0 | 0/1 | 0 | 8.0 | 5 | 0 | 0 | 1 | 6 | 0 | 0 | 0 | 29 | .172 | 0 | 0 | 0 | 0 | 0 |
| 18 CUBILLAN Darwin.. | 0.00 | 1-0 | 1 | 0 | 0 | 0/1 | 0 | 2.0 | 0 | 0 | 0 | 2 | 2 | 0 | 0 | 0 | 4 | .000 | 0 | 0 | 0 | 0 | 1 |
| 22 DA SILVA Tiago... | 1.00 | 1-0 | 1 | 1 | 1 | 0/0 | 0 | 9.0 | 7 | 1 | 1 | 0 | 6 | 0 | 0 | 0 | 31 | .226 | 0 | 0 | 0 | 1 | 0 |
| Totals..... | 0.47 | 2-0 | 2 | 2 | 1 | 1/1 | 0 | 19.0 | 12 | 1 | 1 | 3 | 14 | 0 | 0 | 0 | 64 | .188 | 0 | 0 | 0 | 1 | 1 |
| Opponents..... | 3.12 | 0-2 | 2 | 2 | 0 | 0/0 | 0 | 17.1 | 12 | 8 | 6 | 1 | 11 | 1 | 0 | 3 | 64 | .188 | 0 | 2 | 0 | 1 | 0 |

SBA/ATT - CUBILLAN (1-1), REGINATO (1-1).
<page>

"FINAL FOUR" EUROPEAN CHAMPIONS CUP
Overall Statistics for **T&A SAN MARINO** (as of Sep 22, 2011)
(All games Sorted by Fielding pct)

| Player | C | PO | A | E | FLD% | Dps | SBA | CSB | SBA% | PB | CI |
|----------------------|----|----|----|---|-------|-----|-----|-----|-------|----|----|
| 30 VASQUES Wuillians | 20 | 18 | 2 | 0 | 1.000 | 4 | 0 | 0 | --- | 0 | 0 |
| 55 REGINATO Mattia.. | 12 | 10 | 2 | 0 | 1.000 | 1 | 1 | 0 | 1.000 | 0 | 0 |
| 3 GRANATO Anthony.. | 10 | 2 | 8 | 0 | 1.000 | 3 | 0 | 0 | --- | 0 | 0 |
| 5 PANTALEONI Giovan | 8 | 5 | 3 | 0 | 1.000 | 1 | 0 | 0 | --- | 0 | 0 |
| 31 CHAPELLI Laidel.. | 6 | 6 | 0 | 0 | 1.000 | 0 | 0 | 0 | --- | 0 | 0 |
| 28 ALBANESE Simone.. | 6 | 6 | 0 | 0 | 1.000 | 0 | 0 | 0 | --- | 0 | 0 |
| 34 BONILLA Vincente. | 4 | 2 | 2 | 0 | 1.000 | 0 | 0 | 0 | --- | 0 | 0 |
| 10 AVAGNINA Lorenzo. | 4 | 4 | 0 | 0 | 1.000 | 0 | 0 | 0 | --- | 0 | 0 |
| 22 DA SILVA Tiago... | 1 | 1 | 0 | 0 | 1.000 | 0 | 0 | 0 | --- | 0 | 0 |
| 19 IMPERIALI Frances | 7 | 3 | 3 | 1 | .857 | 2 | 0 | 0 | --- | 0 | 0 |
| 18 CUBILLAN Darwin.. | 0 | 0 | 0 | 0 | .000 | 0 | 1 | 0 | 1.000 | 0 | 0 |
| 35 RAMOS Jairo..... | 0 | 0 | 0 | 0 | .000 | 0 | 0 | 0 | --- | 0 | 0 |
| 43 SUARDI Riccardo.. | 0 | 0 | 0 | 0 | .000 | 0 | 0 | 0 | --- | 0 | 0 |
| Totals..... | 78 | 57 | 20 | 1 | .987 | 4 | 1 | 0 | 1.000 | 0 | 0 |
| Opponents..... | 76 | 52 | 21 | 3 | .961 | 1 | 0 | 0 | --- | 0 | 0 |

Hitting minimums - 1 Games 1.0 AB/Game 2.7 TPA/Game
Pitching minimums - 1 Games 1.0 IP/Game



Teams' stats

| | | |
|--|--|---------------------------------|
| | <h2 style="margin: 0;">UNIPOL Bologna</h2> | <h2 style="margin: 0;">ITA</h2> |
|--|--|---------------------------------|

"FINAL FOUR" EUROPEAN CHAMPIONS CUP
Overall Statistics for **UNIPOL BOLOGNA** (as of Sep 22, 2011)
(All games Sorted by Batting avg)

record: 1-1

| Player | AVG | GP-GS | AB | R | H | 2B | 3B | HR | RBI | TB | SLG% | BB | HBP | SO | GDP | OB% | SF | SH | SB-ATT | PO | A | E | FLD% |
|----------------------|------|-------|----|----|----|----|----|----|-----|----|------|----|-----|----|-----|------|----|----|--------|----|----|---|-------|
| 17 MALENGO Daniele.. | .625 | 2-2 | 8 | 1 | 5 | 0 | 0 | 0 | 2 | 5 | .625 | 1 | 0 | 2 | 0 | .667 | 0 | 0 | 0-0 | 11 | 2 | 0 | 1.000 |
| 45 CASTELLITO Mark. | .500 | 2-2 | 6 | 3 | 3 | 0 | 1 | 0 | 2 | 5 | .833 | 3 | 0 | 1 | 0 | .667 | 0 | 0 | 0-0 | 3 | 0 | 0 | 1.000 |
| 6 INFANTE Juan C... | .500 | 2-2 | 6 | 2 | 3 | 1 | 0 | 0 | 2 | 4 | .667 | 2 | 2 | 1 | 0 | .700 | 0 | 1 | 0-0 | 3 | 3 | 1 | .857 |
| 14 ANGRISANO Juan P. | .333 | 2-2 | 9 | 2 | 3 | 1 | 0 | 0 | 4 | 4 | .444 | 0 | 0 | 2 | 0 | .333 | 0 | 0 | 0-0 | 10 | 1 | 0 | 1.000 |
| 7 ERMINI Gabrielle. | .250 | 2-2 | 8 | 2 | 2 | 0 | 0 | 0 | 1 | 2 | .250 | 3 | 0 | 1 | 0 | .455 | 0 | 0 | 0-0 | 7 | 1 | 1 | .889 |
| 1 SANTENIELLO Livin | .125 | 2-2 | 8 | 0 | 1 | 0 | 0 | 0 | 1 | 1 | .125 | 0 | 0 | 2 | 0 | .125 | 0 | 0 | 1-1 | 3 | 3 | 0 | 1.000 |
| 22 SARTORI Massimili | .000 | 2-1 | 5 | 1 | 0 | 0 | 0 | 0 | 0 | 0 | .000 | 0 | 1 | 0 | 1 | .167 | 0 | 0 | 0-0 | 2 | 1 | 0 | 1.000 |
| 41 SABBATANI Marco.. | .800 | 1-1 | 5 | 0 | 4 | 0 | 0 | 0 | 0 | 4 | .800 | 0 | 0 | 1 | 0 | .800 | 0 | 0 | 0-0 | 3 | 0 | 0 | 1.000 |
| 25 CLEMENTE Edgard.. | .000 | 1-1 | 5 | 0 | 0 | 0 | 0 | 0 | 0 | 0 | .000 | 0 | 0 | 1 | 0 | .000 | 0 | 0 | 0-0 | 1 | 0 | 0 | 1.000 |
| 16 D'AMIGO Andrea... | .000 | 1-1 | 4 | 1 | 0 | 0 | 0 | 0 | 0 | 0 | .000 | 1 | 0 | 2 | 0 | .200 | 0 | 0 | 0-0 | 0 | 4 | 2 | .667 |
| 9 FORNASARI Riccard | .000 | 1-1 | 4 | 0 | 0 | 0 | 0 | 0 | 0 | 0 | .000 | 1 | 0 | 1 | 0 | .200 | 0 | 0 | 0-0 | 9 | 0 | 0 | 1.000 |
| 4 MAZZUCA Joseph... | .000 | 1-1 | 3 | 0 | 0 | 0 | 0 | 0 | 0 | 0 | .000 | 2 | 0 | 0 | 1 | .400 | 0 | 0 | 0-0 | 2 | 0 | 0 | 1.000 |
| Totals..... | .296 | 2-2 | 71 | 12 | 21 | 2 | 1 | 0 | 12 | 25 | .352 | 13 | 3 | 14 | 2 | .425 | 0 | 1 | 1-1 | 54 | 20 | 4 | .949 |
| Opponents..... | .312 | 2-2 | 77 | 12 | 24 | 4 | 0 | 2 | 11 | 34 | .442 | 8 | 1 | 11 | 1 | .384 | 0 | 2 | 1-3 | 51 | 20 | 4 | .947 |

LOB - Team (25), Opp (22). DPs turned - Team (1), Opp (2). IBB - Team (0), Opp (2). Picked off - MALENGO 1.

(All games Sorted by Earned run avg)

| Player | ERA | W-L | APP | GS | CG | SHO/CBO | SV | IP | H | R | ER | BB | SO | 2B | 3B | HR | AB | B/Avg | WP | HBP | BK | SFA | SHA |
|----------------------|-------|-----|-----|----|----|---------|----|------|----|----|----|----|----|----|----|----|----|-------|----|-----|----|-----|-----|
| 15 MORENO Victor.... | 0.00 | 0-0 | 1 | 0 | 0 | 0/0 | 0 | 2.0 | 0 | 0 | 0 | 2 | 3 | 0 | 0 | 0 | 4 | .000 | 0 | 0 | 0 | 0 | 1 |
| 29 CILLO Cody..... | 2.25 | 0-0 | 1 | 1 | 0 | 0/0 | 0 | 4.0 | 7 | 3 | 1 | 2 | 1 | 1 | 0 | 0 | 20 | .350 | 0 | 1 | 0 | 0 | 0 |
| 56 MATOS Jesus..... | 4.50 | 0-1 | 1 | 1 | 0 | 0/0 | 0 | 6.0 | 7 | 3 | 3 | 1 | 5 | 1 | 0 | 0 | 26 | .269 | 1 | 0 | 0 | 0 | 0 |
| 40 TURRINI Luca..... | 4.50 | 0-0 | 1 | 0 | 0 | 0/0 | 0 | 2.0 | 3 | 1 | 1 | 0 | 0 | 0 | 0 | 1 | 9 | .333 | 0 | 0 | 0 | 0 | 0 |
| 36 BETTO Fabio..... | 18.00 | 0-0 | 1 | 0 | 0 | 0/0 | 0 | 2.0 | 6 | 5 | 4 | 0 | 1 | 2 | 0 | 1 | 14 | .429 | 0 | 0 | 0 | 0 | 0 |
| 19 LANGONE Mark..... | 0.00 | 1-0 | 1 | 0 | 0 | 0/0 | 0 | 1.0 | 1 | 0 | 0 | 2 | 0 | 0 | 0 | 0 | 2 | .500 | 0 | 0 | 0 | 0 | 1 |
| 5 PUGLIESE Nicholas | 0.00 | 0-0 | 1 | 0 | 0 | 0/0 | 0 | 1.0 | 0 | 0 | 0 | 1 | 1 | 0 | 0 | 0 | 2 | .000 | 0 | 0 | 0 | 0 | 0 |
| Totals..... | 4.50 | 1-1 | 2 | 2 | 0 | 0/0 | 0 | 18.0 | 24 | 12 | 9 | 8 | 11 | 4 | 0 | 2 | 77 | .312 | 1 | 1 | 0 | 0 | 2 |
| Opponents..... | 3.71 | 1-1 | 2 | 2 | 0 | 0/0 | 1 | 17.0 | 21 | 12 | 7 | 13 | 14 | 2 | 1 | 0 | 71 | .296 | 0 | 3 | 0 | 0 | 1 |

SBA/ATT - MORENO (0-1), CILLO (1-1), ANGRISANO (0-1), SABBATANI (1-1), PUGLIESE (0-1).
<page>

"FINAL FOUR" EUROPEAN CHAMPIONS CUP
Overall Statistics for **UNIPOL BOLOGNA** (as of Sep 22, 2011)
(All games Sorted by Fielding pct)

| Player | C | PO | A | E | FLD% | Dps | SBA | CSB | SBA% | PB | CI |
|----------------------|----|----|----|---|-------|-----|-----|-----|-------|----|----|
| 17 MALENGO Daniele.. | 13 | 11 | 2 | 0 | 1.000 | 1 | 0 | 0 | --- | 0 | 0 |
| 14 ANGRISANO Juan P. | 11 | 10 | 1 | 0 | 1.000 | 0 | 0 | 1 | .000 | 0 | 0 |
| 9 FORNASARI Riccard | 9 | 9 | 0 | 0 | 1.000 | 0 | 0 | 0 | --- | 0 | 0 |
| 1 SANTENIELLO Livin | 6 | 3 | 3 | 0 | 1.000 | 0 | 0 | 0 | --- | 0 | 0 |
| 45 CASTELLITO Mark. | 3 | 3 | 0 | 0 | 1.000 | 0 | 0 | 0 | --- | 0 | 0 |
| 41 SABBATANI Marco.. | 3 | 3 | 0 | 0 | 1.000 | 0 | 1 | 0 | 1.000 | 0 | 0 |
| 22 SARTORI Massimili | 3 | 2 | 1 | 0 | 1.000 | 1 | 0 | 0 | --- | 0 | 0 |
| 4 MAZZUCA Joseph... | 2 | 2 | 0 | 0 | 1.000 | 0 | 0 | 0 | --- | 0 | 0 |
| 5 PUGLIESE Nicholas | 2 | 0 | 2 | 0 | 1.000 | 0 | 0 | 1 | .000 | 0 | 0 |
| 19 LANGONE Mark..... | 1 | 0 | 1 | 0 | 1.000 | 0 | 0 | 0 | --- | 0 | 0 |
| 25 CLEMENTE Edgard.. | 1 | 1 | 0 | 0 | 1.000 | 0 | 0 | 0 | --- | 0 | 0 |
| 29 CILLO Cody..... | 1 | 0 | 1 | 0 | 1.000 | 0 | 1 | 0 | 1.000 | 0 | 0 |
| 15 MORENO Victor.... | 1 | 0 | 1 | 0 | 1.000 | 0 | 0 | 1 | .000 | 0 | 0 |
| 7 ERMINI Gabrielle. | 9 | 7 | 1 | 1 | .889 | 0 | 0 | 0 | --- | 0 | 0 |
| 6 INFANTE Juan C... | 7 | 3 | 3 | 1 | .857 | 0 | 0 | 0 | --- | 0 | 0 |
| 16 D'AMIGO Andrea... | 6 | 0 | 4 | 2 | .667 | 1 | 0 | 0 | --- | 0 | 0 |
| 56 MATOS Jesus..... | 0 | 0 | 0 | 0 | .000 | 0 | 0 | 0 | --- | 0 | 0 |
| 36 BETTO Fabio..... | 0 | 0 | 0 | 0 | .000 | 0 | 0 | 0 | --- | 0 | 0 |
| 40 TURRINI Luca..... | 0 | 0 | 0 | 0 | .000 | 0 | 0 | 0 | --- | 0 | 0 |
| Totals..... | 78 | 54 | 20 | 4 | .949 | 1 | 1 | 2 | .333 | 0 | 0 |
| Opponents..... | 75 | 51 | 20 | 4 | .947 | 2 | 1 | 0 | 1.000 | 0 | 0 |

Hitting minimums - 1 Games 1.0 AB/Game 2.7 TPA/Game
Pitching minimums - 1 Games 1.0 IP/Game



FINAL FOUR '11

European Champions Cup

BRNO, CZECH REPUBLIC • 21st / 22nd SEPTEMBER



Leaders Summary

"FINAL FOUR" EUROPEAN CHAMPIONS CUP
(All games)

| TEAM BATTING | G | Avg | AB | R | H | 2B | 3B | HR | BB | SO | SB-ATT |
|----------------------|----------|-------------|------------|-----------|-----------|----------|----------|----------|-----------|-----------|------------|
| UNIPOLO BOLOGNA..... | 2 | .296 | 71 | 12 | 21 | 2 | 1 | 0 | 13 | 14 | 1-1 |
| L&D AMSTERDAM..... | 2 | .282 | 78 | 9 | 22 | 3 | 0 | 2 | 7 | 10 | 2-2 |
| ASD PARMA..... | 2 | .222 | 63 | 4 | 14 | 1 | 0 | 0 | 4 | 15 | 0-2 |
| T&A SAN MARINO..... | 2 | .188 | 64 | 8 | 12 | 1 | 0 | 3 | 1 | 11 | 0-0 |
| Totals..... | 4 | .250 | 276 | 33 | 69 | 7 | 1 | 5 | 25 | 50 | 3-5 |

| HITS | |
|--------------------------|---|
| MALENGO Daniele-BOL..... | 5 |
| MEDINA Rodney-PAR..... | 5 |
| ROOIJ Vince-NED..... | 4 |
| SABBATANI Marco-BOL..... | 4 |
| 10 tied with 3 hit(s) | |

| TEAM PITCHING | G | ERA | W | L | Sv | IP | H | R | ER | BB | SO |
|----------------------|----------|-------------|----------|----------|----------|-------------|-----------|-----------|-----------|-----------|-----------|
| T&A SAN MARINO..... | 2 | 0.47 | 2 | 0 | 0 | 19.0 | 12 | 1 | 1 | 3 | 14 |
| L&D AMSTERDAM..... | 2 | 2.60 | 0 | 2 | 0 | 17.1 | 18 | 11 | 5 | 8 | 16 |
| ASD PARMA..... | 2 | 4.24 | 1 | 1 | 1 | 17.0 | 15 | 9 | 8 | 6 | 9 |
| UNIPOLO BOLOGNA..... | 2 | 4.50 | 1 | 1 | 0 | 18.0 | 24 | 12 | 9 | 8 | 11 |
| Totals..... | 4 | 2.90 | 4 | 4 | 1 | 71.1 | 69 | 33 | 23 | 25 | 50 |

| RUNS SCORED | |
|-----------------------------|---|
| CASTELLITTO Mark-BOL..... | 3 |
| 8 tied with 2 run(s) scored | |

| TEAM FIELDING | G | PO | A | E | Pct | DP | PB | SBA-ATT |
|----------------------|----------|------------|-----------|-----------|-------------|----------|----------|------------|
| T&A SAN MARINO..... | 2 | 57 | 20 | 1 | .987 | 4 | 0 | 1-1 |
| ASD PARMA..... | 2 | 51 | 25 | 3 | .962 | 3 | 0 | 1-1 |
| UNIPOLO BOLOGNA..... | 2 | 54 | 20 | 4 | .949 | 1 | 0 | 1-3 |
| L&D AMSTERDAM..... | 2 | 52 | 16 | 4 | .944 | 0 | 0 | 0-0 |
| Totals..... | 4 | 214 | 81 | 12 | .961 | 8 | 0 | 3-5 |

| RUNS BATTED IN | |
|---------------------------|---|
| ANGRISANO Juan P-BOL..... | 4 |
| REGINATO Mattia-SMR..... | 4 |
| ROOIJ Vince-NED..... | 4 |
| 8 tied with 2 RBI(s) | |

| DOUBLES | |
|-------------------------|--|
| 7 tied with 1 double(s) | |

| INDIVIDUAL BATTING | G | Avg | AB | R | H | RBI | 2B | 3B | HR | BB |
|-----------------------------|---|------|----|---|---|-----|----|----|----|----|
| Min 1.0 AB/Team game | | | | | | | | | | |
| SABBATANI Marco-BOL..... | 1 | .800 | 5 | 0 | 4 | 0 | 0 | 0 | 0 | 0 |
| MEDINA Rodney-PAR..... | 2 | .714 | 7 | 0 | 5 | 2 | 0 | 0 | 0 | 0 |
| MALENGO Daniele-BOL..... | 2 | .625 | 8 | 1 | 5 | 2 | 0 | 0 | 0 | 1 |
| ROOIJ Vince-NED..... | 2 | .500 | 8 | 1 | 4 | 4 | 0 | 0 | 1 | 2 |
| INFANTE Juan C-BOL..... | 2 | .500 | 6 | 2 | 3 | 2 | 1 | 0 | 0 | 2 |
| CASTELLITTO Mark-BOL..... | 2 | .500 | 6 | 3 | 3 | 2 | 0 | 1 | 0 | 3 |
| NOOIJ Bas-NED..... | 2 | .429 | 7 | 0 | 3 | 2 | 1 | 0 | 0 | 1 |
| IMPERIALI Francesc-SMR..... | 2 | .429 | 7 | 1 | 3 | 0 | 0 | 0 | 0 | 0 |
| DALLOSPEDALE David-PAR..... | 2 | .375 | 8 | 0 | 3 | 1 | 0 | 0 | 0 | 0 |
| JONG de SIDNEY-NED..... | 2 | .375 | 8 | 2 | 3 | 1 | 0 | 0 | 0 | 3 |
| ANGRISANO Juan P-BOL..... | 2 | .333 | 9 | 2 | 3 | 4 | 1 | 0 | 0 | 0 |
| VISSER Seb-NED..... | 1 | .333 | 3 | 0 | 1 | 0 | 0 | 0 | 0 | 0 |
| JONG de BAS-NED..... | 2 | .300 | 10 | 1 | 3 | 0 | 0 | 0 | 0 | 0 |
| HENRIQUE Roeland-NED..... | 2 | .300 | 10 | 1 | 3 | 0 | 0 | 0 | 0 | 0 |
| BERKENBOSCH Kenny-NED..... | 2 | .300 | 10 | 2 | 3 | 2 | 1 | 0 | 1 | 0 |
| ZILERI Leonardo-PAR..... | 2 | .286 | 7 | 0 | 2 | 0 | 0 | 0 | 0 | 1 |
| VASQUES Wuillians-SMR..... | 2 | .286 | 7 | 0 | 2 | 2 | 1 | 0 | 0 | 1 |
| ERMINI Gabrielle-BOL..... | 2 | .250 | 8 | 2 | 2 | 1 | 0 | 0 | 0 | 3 |
| RAMOS Jairo-SMR..... | 2 | .250 | 8 | 2 | 2 | 2 | 0 | 0 | 2 | 0 |
| REGINATO Mattia-SMR..... | 2 | .250 | 4 | 2 | 1 | 4 | 0 | 0 | 1 | 0 |

| TRIPLES | |
|---------------------------|---|
| CASTELLITTO Mark-BOL..... | 1 |

| HOME RUNS | |
|----------------------------|---|
| RAMOS Jairo-SMR..... | 2 |
| BERKENBOSCH Kenny-NED..... | 1 |
| ROOIJ Vince-NED..... | 1 |
| REGINATO Mattia-SMR..... | 1 |

| TOTAL BASES | |
|-----------------------------|---|
| RAMOS Jairo-SMR..... | 8 |
| ROOIJ Vince-NED..... | 7 |
| BERKENBOSCH Kenny-NED..... | 7 |
| 3 tied with 5 total base(s) | |

| STOLEN BASES | SB-ATT |
|-----------------------------|--------|
| HENRIQUE Roeland-NED..... | 1-1 |
| JONG de SIDNEY-NED..... | 1-1 |
| SANTENIELLO Livins-BOL..... | 1-1 |

| INDIVIDUAL PITCHING | App | ERA | W-L | Sv | IP | H | R | ER | BB | SO |
|-----------------------------|-----|-------|-----|----|-----|---|---|----|----|----|
| Min 1.0 IP/Team game | | | | | | | | | | |
| CORDEMANS Rob-NED..... | 1 | 0.00 | 0-0 | 0 | 9.0 | 3 | 0 | 0 | 1 | 9 |
| BONILLA Vincente E-SMR..... | 1 | 0.00 | 0-0 | 0 | 8.0 | 5 | 0 | 0 | 1 | 6 |
| MORENO Victor-BOL..... | 1 | 0.00 | 0-0 | 0 | 2.0 | 0 | 0 | 0 | 2 | 3 |
| CUBILLAN Darwin-SMR..... | 1 | 0.00 | 1-0 | 0 | 2.0 | 0 | 0 | 0 | 2 | 2 |
| DA SILVA Tiago-SMR..... | 1 | 1.00 | 1-0 | 0 | 9.0 | 7 | 1 | 1 | 1 | 6 |
| CILLO Cody-BOL..... | 1 | 2.25 | 0-0 | 0 | 4.0 | 7 | 3 | 1 | 2 | 1 |
| JONG de JOS-NED..... | 1 | 2.25 | 0-0 | 0 | 4.0 | 4 | 1 | 1 | 2 | 3 |
| GRIFANTINI Marco M-PAR..... | 1 | 2.84 | 1-0 | 0 | 6.1 | 4 | 2 | 2 | 4 | 6 |
| BURLEA Mihai-PAR..... | 2 | 3.38 | 0-0 | 1 | 2.2 | 2 | 1 | 1 | 1 | 2 |
| MATOS Jesus-BOL..... | 1 | 4.50 | 0-1 | 0 | 6.0 | 7 | 3 | 3 | 1 | 5 |
| TURRINI Luca-BOL..... | 1 | 4.50 | 0-0 | 0 | 2.0 | 3 | 1 | 1 | 0 | 0 |
| GROVER Ben-NED..... | 1 | 7.36 | 0-0 | 0 | 3.2 | 6 | 7 | 3 | 3 | 4 |
| CORRADINI Roberto-PAR..... | 1 | 9.00 | 0-1 | 0 | 5.0 | 6 | 6 | 5 | 0 | 0 |
| BETTO Fabio-BOL..... | 1 | 18.00 | 0-0 | 0 | 2.0 | 6 | 5 | 4 | 0 | 1 |

| STRIKEOUTS | IP | SO |
|-----------------------------|-----|----|
| CORDEMANS Rob-NED..... | 9.0 | 9 |
| GRIFANTINI Marco M-PAR..... | 6.1 | 6 |
| DA SILVA Tiago-SMR..... | 9.0 | 6 |
| BONILLA Vincente E-SMR..... | 8.0 | 6 |
| MATOS Jesus-BOL..... | 6.0 | 5 |



Abbreviations

| HITTING | | FIELDING | |
|-----------------|--------------------------------------|-----------------------------|---|
| 2B | Doubles | A | Assists |
| 3B | Triples | C | Chances |
| AB | At bats | CI | Catcher's interference |
| AVG | Batting average | CSB | Caught stealing by (pitcher and catcher) |
| BB | Base on balls | DPs | Double plays participated in |
| GPD | Grounded into double plays | E | Errors |
| GP / GS | Games played / Games started | FLD% | Fielding percentage |
| H | Base hits | PB | Passed balls (catcher) |
| HBP | Hit by pitch | PO | Putouts |
| HR | Home runs | SBA | Stolen bases allowed (pitcher and catcher) |
| IBB | Intentional base on balls | SBA% | Stolen bases against percentage (pitcher and catcher) |
| OB% | On base percentage | | |
| R | Runs scored | | |
| RBI | Runs batted in | | |
| SB / ATT | Stolen bases / Stolen bases attempts | | |
| SF | Sacrifice flies | | |
| SH | Sacrifice hits | | |
| SLG% | Slugging percentage | | |
| SO | Strikeouts | | |
| TB | Total bases | | |
| | | | |
| PITCHING | | ANALYSIS STATISTICS | |
| 2B | Doubles allowed | vs Left | Avg against left-handed pitchers |
| 3B | Triples allowed | vs Right | Avg against right-handed pitchers |
| AB | At bats | rch by leadoff | Avg when leading off an inning |
| APP / GS | Appearances / Game starts | with 2 outs | Avg when batting with 2 outs |
| B/Avg | Opponent batting average | w/runners on | Avg when batting with runners on base |
| BB | Base on balls allowed | w/bases empty | Avg when batting with bases empty |
| BF | Batters faced | RBI ops | Avg when batting with runners on 2nd or 3rd base |
| IBB | Intentional base on balls allowed | Gnd out | Number of ground outs (includes SACs, but not errors) |
| BK | Balk | Fly out | Number of fly outs (includes SFs, but not errors) |
| CG | Complete games | Fly / Gnd | Fly outs to ground outs ratio |
| ER | Earned runs allowed | pinch hitting | Avg as pinch hitter |
| ERA | Earned run average | with runners in scoring pos | Avg when batting with runners in scoring positions |
| FO | Fly outs | w/rnr on 3rd and LT 2 outs | Avg when batting with runner on third base and less than 2 outs |
| GO | Ground outs | with 2 outs | Avg when batting with 2 outs |
| H | Hits allowed | 2 out rbi | Runs batted in with 2 outs |
| HBP | Hit by pitch | success advancing rnr | Success advancing runners |
| HR | Home runs allowed | #rnr adv w/out | Number of times batter made an out and advanced at least 1 runner |
| IP | Innings played | rnr | Number of runners left on base by last batter of inning |
| R | Runs allowed | rch err | Reach first base on error |
| SFA | Sacrifice flies allowed | rch fc | Reach first base on fielder's choice |
| SHA | Sacrifice hits allowed | kl | Strikeouts look |
| SHO/CHO | Shutouts / Combination shutouts | | |
| SO | Strikeouts | | |
| SV | Saves | | |
| W/L | Wins/Losses | | |
| WP | Wild pitches | | |