



EUROPEAN Championship
21U '12
BRNO / TREBIC, CZECH REPUBLIC • 25th / 29th JULY



Daily Report 4
27th July 2012



EUROPEAN Championship 21U '12

BRNO / TREBIC, CZECH REPUBLIC • 25th / 29th JULY



Teams

Austria

Czech Republic

France

Lithuania

Bulgaria





Russia

Slovakia

Ukraine

Schedule

Game	At time	Ballpark	Pool	Home team	Visiting team	Final Score	Inn.
Wednesday 25th July							
1	11:00	Trebic	B	Ukraine	Slovakia	9 - 1	
3	18:00	Trebic	A	Czech Republic	Austria	12 - 0	7
4	19:00	Brno	A	France	Lithuania	6 - 0	
Thursday 26th July							
5	10:00	Trebic	B	Bulgaria	Ukraine	4 - 8	10
2	13:30	Trebic	B	Russia	Bulgaria	6 - 0	
6	14:00	Brno	A	Austria	France	10 - 7	
7	17:00	Trebic	B	Slovakia	Russia	0 - 9	
8	19:00	Brno	A	Lithuania	Czech Republic	0 - 35	5
Friday 27th July							
9	11:00	Trebic	B	Slovakia	Bulgaria	3 - 5	10
10	14:00	Brno	A	Lithuania	Austria	7 - 14	
11	16:00	Trebic	B	Russia	Ukraine	9 - 4	
12	19:00	Brno	A	Czech Republic	France	4 - 9	
Saturday 28th July							
13	12:00	Trebic	C	Austria	Slovakia	-	
14	14:00	Brno	C	Bulgaria	Lithuania	-	
15	16:00	Trebic	Se	Russia	France	-	
16	19:00	Brno	Se	Czech Republic	Ukraine	-	
Sunday 29th July							
17	11:30*	Trebic	C	Lithuania	Slovakia	-	
18	14:00*	Brno	C	Austria	Bulgaria	-	
19	15:30*	Trebic	Fi	:: Loser game 15 ::	:: Loser game 16 ::	-	
20	19:00*	Brno	Fi	:: Winner game 15 ::	:: Winner game 16 ::	-	





Standing Pool A						
Pos	Team	GP	WO	LO	AVG	GB
1	 Czech Republic	3	2	1	667	0
2	 France	3	2	1	667	0
3	 Austria	3	2	1	667	0
4	 Lithuania	3	0	3	0	2





Ranking Pool A according to TQB:

Czech Republic 0,504

France 0,065

Austria -0,600

Standing Pool B						
Pos	Team	GP	WO	LO	AVG	GB
1	 Russia	3	3	0	1000	0
2	 Ukraine	3	2	1	667	1
3	 Bulgaria	3	1	2	333	2
4	 Slovakia	3	0	3	0	3

Standing Pool C						
Pos	Team	GP	WO	LO	AVG	GB
1	 Austria	1	1	0	1000	0
2	 Bulgaria	1	1	0	1000	0
3	 Lithuania	1	0	1	0	1
4	 Slovakia	1	0	1	0	1

The teams tied are in alphabetical order



EUROPEAN Championship 21U '12

BRNO / TREBIC, CZECH REPUBLIC • 25th / 29th JULY



Game Summary 9



Slovakia - Bulgaria



Score by Innings	R	H	E	
BULGARIA.....	001	020	000	2 - 5 8 3
SLOVAKIA.....	002	000	100	0 - 3 6 3

European Championship 21U '12
BULGARIA 5 (1-2), SLOVAKIA 3 (0-3) - Composite Box Score
Jul 27, 2012 at Trebic (Na Hvezde)

BULGARIA 5 (1-2)

Player	AB	R	H	BI	2B	3B	HR	BB	SB	CS	HP	SH	SF	SO	IBB	KL	GDP	PO	A	E
GEORGIEV cf	5	0	1	0	0	0	0	0	0	0	0	1	0	1	0	0	0	0	0	0
ANDONOV dh/1b	5	1	2	1	0	0	0	0	0	0	0	0	0	1	0	0	0	5	0	0
CHERNOZEMSKY ss	2	1	1	0	1	0	0	2	0	0	1	0	0	0	0	0	0	1	4	2
DIMITROV 1b/p	4	0	2	2	1	0	0	1	0	0	0	0	0	1	0	0	0	6	1	0
KARAGANOV 2b	5	0	0	0	0	0	0	0	0	0	0	0	0	0	0	0	1	3	1	1
KARASHTRANOV lf	5	0	0	0	0	0	0	0	0	0	0	0	0	1	0	0	0	3	0	0
CHIMEV rf	3	0	0	0	0	0	0	0	0	0	0	0	0	1	0	0	0	2	0	0
OROZOV ph/rf	1	0	0	0	0	0	0	0	0	0	0	0	0	0	0	0	0	1	0	0
ARBOV 3b	4	0	1	0	0	0	0	0	0	0	0	0	0	0	0	0	0	0	4	0
DRAGOEV pr/3b	0	1	0	0	0	0	0	0	0	0	0	0	0	0	0	0	0	1	0	0
ANANIEV A c	4	2	1	0	1	0	0	0	0	0	0	0	0	1	0	0	0	8	0	0
PETKOV p	0	0	0	0	0	0	0	0	0	0	0	0	0	0	0	0	0	0	3	0
Totals.....	38	5	8	3	3	0	0	3	0	0	1	1	0	6	0	0	1	30	13	3

SLOVAKIA 3 (0-3)

Player	AB	R	H	BI	2B	3B	HR	BB	SB	CS	HP	SH	SF	SO	IBB	KL	GDP	PO	A	E
ROMAN lf	5	0	0	0	0	0	0	0	0	0	0	1	0	1	0	1	0	1	0	0
PENTEK 2b	6	1	3	1	1	0	0	0	0	0	0	0	0	0	0	0	0	1	4	1
BOSY c	5	0	1	1	0	0	0	1	1	0	0	0	0	0	0	0	0	6	1	0
ESMIR 3b	5	0	1	0	1	0	0	0	0	0	0	0	0	0	0	0	0	1	1	0
KOLLAR dh	3	0	0	0	0	0	0	0	0	0	1	0	0	2	0	0	0	0	0	0
SITAR cf	3	0	0	0	0	0	0	1	0	0	0	0	0	1	0	0	0	2	0	0
OKASA 1b	4	0	0	0	0	0	0	0	0	0	0	0	0	2	0	0	0	15	1	0
SETNICKA rf	3	1	0	0	0	0	0	1	0	0	0	0	0	1	0	1	0	1	0	0
KELLER pr	0	0	0	0	0	0	0	0	0	0	0	0	0	0	0	0	0	0	0	0
LETTLER ss	4	1	1	0	0	0	0	0	1	0	0	0	0	0	0	0	0	3	4	1
NOGA p	0	0	0	0	0	0	0	0	0	0	0	0	0	0	0	0	0	0	4	1
UHNAVY p	0	0	0	0	0	0	0	0	0	0	0	0	0	0	0	0	0	0	0	0
Totals.....	38	3	6	2	2	0	0	3	2	0	1	1	0	7	0	2	0	30	15	3

BULGARIA	IP	H	R	ER	BB	SO	WP	HB	BK	IBB	SH	SF	CI	2B	3B	HR	AB	BF	FO	GO	NP
PETKOV	6.0	6	3	3	3	5	0	1	0	0	1	0	0	2	0	0	26	31	3	10	118
DIMITROV W,1-1	4.0	0	0	0	0	2	1	0	0	0	0	0	0	0	0	0	12	12	5	5	39
SLOVAKIA	IP	H	R	ER	BB	SO	WP	HB	BK	IBB	SH	SF	CI	2B	3B	HR	AB	BF	FO	GO	NP
NOGA L,1-0	9.2	8	5	2	3	5	0	1	0	0	1	0	0	3	0	0	36	41	8	15	128
UHNAVY	0.1	0	0	0	0	1	0	0	0	0	0	0	0	0	0	0	2	2	0	0	8

Umpires - HP: BOLILY Sergey (UKR) 1B: PAMMESBERGER Sascha (AUT) 3B: CHUMAKOV Alexander (RUS)
Scorers - MAKOVICKY Pavel (CZE), STEIJGER Linda (NED)
TC - KRANKL Rainer (AUT)
Start: 11:12 Time: 2:46 Attendance: 25

Weather: Sunny
Game notes:
PETKOV faced 3 batters in the 7th.



EUROPEAN Championship 21U '12

BRNO / TREBIC, CZECH REPUBLIC • 25th / 29th JULY



Game Summary 10



Lithuania - Austria



Score by Innings	R	H	E	
AUSTRIA.....	000	212	414	- 14 15 3
LITHUANIA.....	102	001	201	- 7 10 2

European Championship 21U '12
AUSTRIA 14 (2-1), LITHUANIA 7 (0-3) - Composite Box Score
Jul 27, 2012 at Brno (MBS)

AUSTRIA 14 (2-1)

Player	AB	R	H	BI	2B	3B	HR	BB	SB	CS	HP	SH	SF	SO	IBB	KL	GDP	PO	A	E
MANY cf	5	1	2	1	0	1	0	1	0	0	0	0	0	2	0	0	0	5	0	1
SEISER ss	3	3	1	1	0	0	0	2	1	0	0	1	0	1	0	0	0	1	4	0
WEISER 3b	4	2	2	2	0	0	0	2	0	0	0	0	0	1	0	0	0	0	3	0
SALZMANN 1b	2	1	1	1	0	1	0	2	0	0	1	0	0	0	0	0	0	6	1	2
EFFERDINGER 1b	1	0	0	0	0	0	0	0	0	0	0	0	0	1	0	0	0	2	0	0
LOSCHY dh	6	1	2	3	1	0	0	0	0	0	0	0	0	0	0	0	0	0	0	0
OBED lf	5	3	3	1	0	2	0	0	2	0	1	0	0	0	0	0	0	2	0	0
HACKL M c	4	1	1	1	0	0	0	1	0	0	0	0	1	1	0	1	0	6	0	0
HACKL S c	0	0	0	0	0	0	0	0	0	0	0	0	0	0	0	0	0	1	0	0
NIEL 2b	4	2	2	0	0	0	1	1	1	0	0	1	0	0	0	0	0	1	2	0
TALIR rf	5	0	1	1	0	0	0	0	0	0	0	0	0	3	0	0	0	2	0	0
ALZINGER p	0	0	0	0	0	0	0	0	0	0	0	0	0	0	0	0	0	1	1	0
HIRNSCHAL p	0	0	0	0	0	0	0	0	0	0	0	0	0	0	0	0	0	0	0	0
Totals.....	39	14	15	11	1	4	0	9	4	0	2	2	1	9	0	1	0	27	11	3

LITHUANIA 7 (0-3)

Player	AB	R	H	BI	2B	3B	HR	BB	SB	CS	HP	SH	SF	SO	IBB	KL	GDP	PO	A	E
KOLDUBA 2b	4	1	2	0	0	0	0	1	0	0	0	0	0	1	0	1	0	1	0	2
VILIMAS R p	3	0	0	0	0	0	0	0	0	0	0	0	0	1	0	0	1	0	1	0
SIRGEDAS cf/3b	2	0	1	0	0	0	0	0	0	0	0	0	0	0	0	0	0	0	0	0
SADAUNYKAS lf	4	2	2	1	1	0	0	1	0	0	0	0	0	0	0	0	0	2	0	0
NEVERAUSKAS 1b	5	2	2	0	0	0	0	0	0	0	0	0	0	0	0	0	0	11	1	0
MARTUNAS 3b/p	4	1	0	1	0	0	0	1	0	0	0	0	0	0	0	0	0	0	3	0
SEREICIKAS cf/p	4	1	2	2	2	0	0	0	0	0	1	0	0	0	0	0	0	2	0	0
VILIMAS K c	3	0	0	1	0	0	0	1	1	0	0	0	1	1	0	1	0	9	0	0
SARAPAS rf	4	0	1	0	0	0	0	1	0	0	0	0	2	0	1	0	1	0	0	0
DANKOVSKIS ss	2	0	0	1	0	0	0	1	1	0	0	1	0	1	0	1	0	1	5	0
Totals.....	35	7	10	6	3	0	0	6	2	0	1	1	1	6	0	4	1	27	10	2

AUSTRIA	IP	H	R	ER	BB	SO	WP	HB	BK	IBB	SH	SF	CI	2B	3B	HR	AB	BF	FO	GO	NP
ALZINGER W,1-0	6.0	6	4	3	4	3	0	1	0	0	1	1	0	2	0	0	22	29	8	5	87
HIRNSCHAL	3.0	4	3	3	2	3	1	0	0	0	0	0	0	1	0	0	13	15	2	4	67

LITHUANIA	IP	H	R	ER	BB	SO	WP	HB	BK	IBB	SH	SF	CI	2B	3B	HR	AB	BF	FO	GO	NP
VILIMAS R L,0-1	5.2	6	5	5	7	7	1	2	0	0	2	0	0	1	1	0	21	32	3	7	125
SEREICIKAS	1.0	3	3	3	0	0	0	0	1	0	0	0	0	0	1	0	6	6	1	2	25
MARTUNAS	2.1	6	6	5	2	2	1	0	2	0	0	1	0	0	2	0	12	15	4	1	55

Umpires - HP: ARBOV Peter (BUL) 1B: KROUPA Jiri (CZE) 3B: JANKOVIC Mojmir (SVK)
Scorers - RASEK Martin (CZE), MOZOLA Pavol (SVK)
TC - BRYCHTA Pavel (CZE)
Start: 14:11 Time: 3:26 Attendance: 48

Weather: Sunny



EUROPEAN Championship 21U '12

BRNO / TREBIC, CZECH REPUBLIC • 25th / 29th JULY



Game Summary 11



Russia - Ukraine



Score by Innings	R	H	E	
UKRAINE.....	011	000	002	- 4 7 4
RUSSIA.....	000	621	00X	- 9 9 3

European Championship 21U '12
RUSSIA 9 (3-0), UKRAINE 4 (2-1) - Composite Box Score
Jul 27, 2012 at Trebic (Na Hvedze)

UKRAINE 4 (2-1)

Player	AB	R	H	BI	2B	3B	HR	BB	SB	CS	HP	SH	SF	SO	IBB	KL	GDP	PO	A	E
BORSCH c/rf	3	1	0	0	0	0	0	1	1	0	0	0	0	0	0	0	0	3	0	0
MASLYGA ph/rf	1	0	0	0	0	0	0	0	0	0	0	0	0	0	0	0	0	0	0	0
POLIAKOV cf	5	0	0	0	0	0	0	0	0	0	0	0	0	0	0	0	0	2	0	0
LIMARENKO lb	4	1	3	1	0	1	0	0	0	0	1	0	0	1	0	0	0	8	2	0
BOIKO dh	4	0	0	0	0	0	0	0	0	0	0	0	0	0	0	0	0	0	0	0
STOVBA ph	0	1	0	0	0	0	0	1	0	0	0	0	0	0	0	0	0	0	0	0
LOPATA ss	2	1	0	0	0	0	0	1	0	0	0	0	0	0	0	0	0	1	2	3
BYTYAK ph/ss	2	0	1	0	0	0	0	0	0	0	0	0	0	0	0	0	0	0	0	0
ZHANTALAI rf/c	4	0	0	0	0	0	0	0	0	0	0	0	0	1	0	0	0	4	0	0
SKRINSKIY ph	1	0	0	0	0	0	0	0	0	0	0	0	0	0	0	0	0	0	0	0
AGAPOV 2b	4	0	2	1	0	0	0	1	0	0	0	0	0	1	0	0	1	2	3	0
BRECHKO 3b	4	0	1	0	0	0	0	0	0	0	0	0	0	0	0	0	0	2	1	1
TVERDOKHLEBO lf	2	0	0	0	0	0	0	2	0	0	0	0	0	0	0	0	0	1	0	0
NEZHIBORETS p	0	0	0	0	0	0	0	0	0	0	0	0	0	0	0	0	0	0	0	0
LIAKHOVETSYI p	0	0	0	0	0	0	0	0	0	0	0	0	0	0	0	0	0	1	0	0
KILIEVICH p	0	0	0	0	0	0	0	0	0	0	0	0	0	0	0	0	0	0	0	0
Totals.....	36	4	7	2	0	1	0	6	1	0	1	0	0	3	0	0	1	24	8	4

RUSSIA 9 (3-0)

Player	AB	R	H	BI	2B	3B	HR	BB	SB	CS	HP	SH	SF	SO	IBB	KL	GDP	PO	A	E
KURGACHOV lf	5	1	1	1	0	0	0	0	0	0	0	0	0	0	0	0	1	0	0	0
SEME NOV lb	3	0	0	1	0	0	0	2	0	0	0	0	0	0	0	0	1	13	0	0
SHMELEV lb	0	0	0	0	0	0	0	0	0	0	0	0	0	0	0	0	0	1	0	0
BOKALETS ss	4	1	1	2	0	0	0	0	0	0	1	0	0	2	0	1	0	1	4	1
KHOMYAKOV rf	0	0	0	0	0	0	0	1	0	0	0	0	0	0	0	0	0	0	0	0
PODYAPOLSKIY rf	3	1	1	0	0	0	0	0	0	0	1	0	0	0	0	0	0	3	0	1
KOTLYAR c	3	1	0	0	0	0	0	2	0	0	0	0	0	0	0	0	0	2	2	0
ATADZHANOV 3b	3	1	1	1	1	0	0	2	0	0	0	0	0	0	0	0	1	1	2	0
LEONOV cf	4	1	1	2	0	1	0	0	0	0	0	0	0	3	0	1	0	1	0	0
SOLOPOV ph	1	0	0	0	0	0	0	0	0	0	0	0	0	0	0	0	0	0	0	0
TARASOV cf	0	0	0	0	0	0	0	0	0	0	0	0	0	0	0	0	0	0	0	1
NOVOZHILOV dh	4	2	2	0	0	0	0	0	0	0	0	0	0	0	0	0	0	0	0	0
KULIK 2b	4	1	2	2	0	0	0	0	2	0	0	0	0	0	0	0	0	5	4	0
SHEVCHENKO p	0	0	0	0	0	0	0	0	0	0	0	0	0	0	0	0	0	0	2	0
TALAKIN p	0	0	0	0	0	0	0	0	0	0	0	0	0	0	0	0	0	0	1	0
Totals.....	34	9	9	9	1	1	0	7	2	0	2	0	0	5	0	2	3	27	15	3

UKRAINE	IP	H	R	ER	BB	SO	WP	HB	BK	IBB	SH	SF	CI	2B	3B	HR	AB	BF	FO	GO	NP
NEZHIBORETS L,0-1	4.0	3	7	3	5	2	0	1	0	0	0	0	0	0	1	0	18	24	4	5	76
LIAKHOVETSYI	3.0	5	2	2	1	3	1	1	0	0	0	0	0	1	0	0	13	15	2	3	54
KILIEVICH	1.0	1	0	0	1	0	0	0	1	0	0	0	0	0	0	0	3	4	0	2	20

RUSSIA	IP	H	R	ER	BB	SO	WP	HB	BK	IBB	SH	SF	CI	2B	3B	HR	AB	BF	FO	GO	NP
SHEVCHENKO W,1-0	7.1	5	2	1	4	3	0	1	0	0	0	0	0	0	1	0	29	34	9	10	93
TALAKIN	1.2	2	2	0	2	0	0	0	0	0	0	0	0	0	0	0	7	9	1	3	29

Umpires - HP: STEIJGER Olav (NED) 1B: CERNY Tomas (CZE) 3B: ROUX Nicolas (FRA)
Scorers - MAKOVICKY Pavel (CZE), STEIJGER Linda (NED)
TC - ESSELMAN Jan (NED)
Start: 16:13 Time: 2:34 Attendance: 120 Weather: Sunny
Game notes: NEZHIBORETS faced 1 batter in the 5th.



EUROPEAN Championship 21U '12

BRNO / TREBIC, CZECH REPUBLIC • 25th / 29th JULY



Game Summary 12



Czech Republic - France



Score by Innings	R	H	E	
FRANCE.....	011	210	040	- 9 8 0
CZECH REPUBLIC.....	000	220	000	- 4 9 5

European Championship 21U '12
FRANCE 9 (2-1), CZECH REPUBLIC 4 (2-1) - Composite Box Score
Jul 27, 2012 at Brno (MBS)

FRANCE 9 (2-1)

Player	AB	R	H	BI	2B	3B	HR	BB	SB	CS	HP	SH	SF	SO	IBB	KL	GDP	PO	A	E	
LEFEVRE ss	4	2	1	0	0	1	0	1	1	1	1	0	0	1	0	0	0	1	2	0	
COMBES lf	5	0	0	1	0	0	0	0	0	0	0	1	0	0	0	0	0	0	1	0	0
WILLIAMS 3b	6	1	2	2	1	0	0	0	0	0	0	0	0	0	0	0	0	0	1	3	0
VICENTE 1b	6	2	2	0	0	0	0	0	1	0	0	0	0	1	0	0	0	0	12	2	0
PATUREL rf	4	1	0	0	0	0	0	1	0	0	0	0	0	0	0	0	0	0	1	0	0
VILLANUEVA dh	3	1	2	1	1	0	0	0	0	0	2	0	0	0	0	0	0	0	0	0	0
FELIX 2b	3	1	0	0	0	0	0	1	0	0	0	0	0	1	0	1	0	0	2	3	0
COOPMAN 2b	0	0	0	1	0	0	0	0	0	0	1	0	0	0	0	0	0	0	0	0	0
FRANCOIS 2b	0	0	0	0	0	0	0	0	0	0	0	0	0	0	0	0	0	0	1	2	0
LAKMECHE c	2	1	0	1	0	0	0	1	0	0	2	0	0	1	0	0	0	0	6	1	0
PITCHER cf	4	0	1	1	0	0	0	1	0	0	0	0	0	1	0	0	0	1	1	0	0
SECLEPPE p	0	0	0	0	0	0	0	0	0	0	0	0	0	0	0	0	0	0	0	1	0
VAN HEYNINGE p	0	0	0	0	0	0	0	0	0	0	0	0	0	0	0	0	0	0	0	0	0
MOTTAY p	0	0	0	0	0	0	0	0	0	0	0	0	0	0	0	0	0	0	1	0	0
Totals.....	37	9	8	7	2	1	0	5	2	1	6	1	0	5	0	1	1	27	14	0	0

CZECH REPUBLIC 4 (2-1)

Player	AB	R	H	BI	2B	3B	HR	BB	SB	CS	HP	SH	SF	SO	IBB	KL	GDP	PO	A	E	
DUBOVY cf	3	0	2	1	0	0	0	0	0	0	2	0	0	0	0	0	0	0	2	0	0
SILA ss	3	0	1	1	0	0	0	0	0	0	1	1	0	0	0	0	0	0	2	3	1
CHROUST 3b	4	0	0	0	0	0	0	1	0	0	0	0	0	2	0	1	0	1	1	1	1
SYKORA dh	2	0	0	0	0	0	0	0	0	0	0	0	0	1	0	0	0	1	0	0	0
ONDRACEK dh	2	1	0	0	0	0	0	1	1	0	0	0	0	0	0	0	0	0	0	0	0
SUCHA 1b	5	0	1	0	0	0	0	0	0	0	0	0	0	2	0	0	0	0	10	1	1
MENSIK rf	4	1	3	0	2	0	0	0	0	0	1	0	0	0	0	0	0	0	1	0	0
HAJTMAR 2b	3	2	1	0	0	0	0	1	0	0	0	0	0	1	0	0	0	0	4	1	2
NEVERIL ph	1	0	0	0	0	0	0	0	0	0	0	0	0	0	0	0	0	0	0	0	0
VYKOUKAL c	3	0	1	2	0	0	0	1	0	0	0	0	0	0	0	0	0	0	6	1	0
SAZAVSKY lf	4	0	0	0	0	0	0	0	0	0	0	0	0	0	0	0	0	0	1	0	0
SOBOTKA p	0	0	0	0	0	0	0	0	0	0	0	0	0	0	0	0	0	0	0	1	0
BRABEC p	0	0	0	0	0	0	0	0	0	0	0	0	0	0	0	0	0	0	0	0	0
NOVAK p	0	0	0	0	0	0	0	0	0	0	0	0	0	0	0	0	0	0	0	0	0
CERVENKA p	0	0	0	0	0	0	0	0	0	0	0	0	0	0	0	0	0	0	0	2	0
Totals.....	34	4	9	4	2	0	0	4	1	0	4	1	0	6	0	1	1	27	10	5	0

FRANCE	IP	H	R	ER	BB	SO	WP	HB	BK	IBB	SH	SF	CI	2B	3B	HR	AB	BF	FO	GO	NP
SECLEPPE	3.2	7	2	2	1	3	0	2	0	0	1	0	0	2	0	0	16	20	2	5	58
VAN HEYNINGE	0.2	0	2	2	2	1	1	1	0	0	0	0	0	0	0	0	2	5	0	1	21
MOTTAY W,1-0	4.2	2	0	0	1	2	0	1	0	0	0	0	0	0	0	0	16	18	5	7	62

CZECH REPUBLIC	IP	H	R	ER	BB	SO	WP	HB	BK	IBB	SH	SF	CI	2B	3B	HR	AB	BF	FO	GO	NP
SOBOTKA L,0-1	4.2	4	5	2	3	0	0	4	0	0	0	0	0	1	1	0	19	26	6	6	78
BRABEC	0.0	0	0	0	1	0	0	0	0	0	0	0	0	0	0	0	0	1	0	0	5
NOVAK	2.1	1	0	0	1	4	0	0	0	0	0	0	0	0	0	0	8	9	2	1	35
CERVENKA	2.0	3	4	0	0	1	0	2	0	0	1	0	0	1	0	0	10	13	2	3	47

Umpires - HP: RAMANAUSKAS Arnoldus (LTU) 1B: JANKOVIC Mojmir (SVK) 3B: PAMMESBERGER Sascha (AUT)
 Scorers - RASEK Martin (CZE), MOZOLA Pavol (SVK) TC - STESHENKO Yulia (RUS)
 Start: 19:16 Time: 3:26 Attendance: 317 Weather: Sunny
 Game notes: BRABEC faced 1 batter in the 5th.



EUROPEAN Championship 21U '12

BRNO / TREBIC, CZECH REPUBLIC • 25th / 29th JULY



Teams' stats

	Austria	AUT
--	----------------	------------

European Championship 21U '12
Overall Statistics for AUSTRIA (as of Jul 27, 2012)
(All games Sorted by Batting avg)

record: 2-1

Player	AVG	GP-GS	AB	R	H	2B	3B	HR	RBI	TB	SLG%	BB	HBP	SO	GDP	OB%	SF	SH	SB-ATT	PO	A	E	FLD%
11 OBED Ferdinand...	.455	3-3	11	4	5	0	2	0	2	9	.818	1	1	0	0	.538	0	0	2-2	4	1	0	1.000
10 MANY Amin.....	.333	3-3	12	3	4	0	1	0	2	6	.500	1	0	2	0	.385	0	0	0-0	7	0	1	.875
24 SEISER Claus.....	.286	3-3	7	4	2	0	0	0	2	2	.286	4	0	2	0	.545	0	1	1-1	5	12	2	.895
32 SALZMANN Benjamin	.286	3-3	7	1	2	0	1	0	3	4	.571	2	2	0	1	.500	1	0	0-0	8	1	2	.818
38 LOSCHY Christoph.	.273	3-3	11	2	3	1	0	0	3	4	.364	1	0	0	0	.333	0	0	0-0	1	0	0	1.000
27 WEISER Hubert....	.250	3-3	8	4	2	0	0	0	2	2	.250	4	2	2	0	.571	0	0	0-0	1	5	0	1.000
16 HACKL Moritz.....	.182	3-3	11	1	2	0	0	0	2	2	.182	1	0	3	1	.231	1	0	0-1	13	4	1	.944
20 NIEL Florian.....	.500	3-1	4	2	2	0	0	0	0	2	.500	3	0	0	0	.714	0	1	1-1	1	3	0	1.000
8 TALIR Dominik....	.286	3-1	7	0	2	0	0	0	3	2	.286	0	0	4	0	.286	0	0	0-0	5	0	0	1.000
36 ALTENEDEAR Armin..	.000	2-2	7	1	0	0	0	0	1	0	.000	1	0	1	1	.125	0	0	0-0	21	1	1	.957
35 ZIMMERLE Felix....	.000	2-2	4	2	0	0	0	0	1	0	.000	2	1	1	0	.429	0	0	0-0	2	3	0	1.000
39 EFFERDINGER Marku	.000	1-0	1	0	0	0	0	0	0	0	.000	0	0	1	0	.000	0	0	0-0	2	0	0	1.000
18 HACKL Samuel.....	.000	2-0	0	0	0	0	0	0	0	0	.000	0	0	0	0	.000	0	0	0-0	1	0	0	1.000
Totals.....	.267	3-3	90	24	24	1	4	0	21	33	.367	20	6	16	3	.424	2	2	4-5	72	32	7	.937
Opponents.....	.316	3-3	95	26	30	7	1	1	21	42	.442	21	2	12	1	.438	3	3	5-7	72	35	5	.955

LOB - Team (24), Opp (26). DPs turned - Team (1), Opp (4). Picked off - HACKL M 1.

(All games Sorted by Earned run avg)

Player	ERA	W-L	APP	GS	CG	SHO/CBO	SV	IP	H	R	ER	BB	SO	2B	3B	HR	AB	B/Avg	WP	HBP	BK	SFA	SHA
34 ALZINGER Richard.	4.50	1-0	1	1	0	0/0	0	6.0	6	4	3	4	3	2	0	0	22	.273	0	1	0	1	1
17 SCHNEIDER Michael	9.00	0-0	1	1	0	0/0	0	5.0	5	6	5	5	3	1	0	1	20	.250	1	0	0	1	0
19 HIRNSCHAL Fabian.	14.40	0-0	2	0	0	0/0	0	5.0	9	10	8	6	3	3	1	0	22	.409	1	0	0	1	1
35 ZIMMERLE Felix...	0.00	0-0	1	0	0	0/0	1	3.0	1	0	0	1	1	0	0	0	10	.100	1	0	0	0	1
21 WOLFMYR David...	0.00	0-0	1	0	0	0/0	0	1.0	1	0	0	0	0	0	0	0	4	.250	0	0	0	0	0
32 SALZMANN Benjamin	9.00	1-0	1	0	0	0/0	0	1.0	1	1	1	2	0	0	0	0	3	.333	1	0	0	0	0
22 LUDESCHER Stefan.	15.00	0-1	1	1	0	0/0	0	3.0	7	5	5	3	2	1	0	0	14	.500	1	1	0	0	0
Totals.....	8.25	2-1	3	3	0	0/0	1	24.0	30	26	22	21	12	7	1	1	95	.316	5	2	0	3	3
Opponents.....	8.25	1-2	3	3	1	1/0	0	24.0	24	24	22	20	16	1	4	0	90	.267	2	6	3	2	2

PB - Team (0), Opp (2). Pickoffs - Team (0), Opp (1). SBA/ATT - HACKL M (5-7), LUDESCHER (2-3), HIRNSCHAL (2-2), SALZMANN (0-1), SCHNEIDER (1-1).

(All games Sorted by Fielding pct)

Player	C	PO	A	E	FLD%	Dps	SBA	CSB	SBA%	PB	CI
27 WEISER Hubert....	6	1	5	0	1.000	0	0	0	---	0	0
35 ZIMMERLE Felix...	5	2	3	0	1.000	0	0	0	---	0	0
11 OBED Ferdinand...	5	4	1	0	1.000	0	0	0	---	0	0
8 TALIR Dominik....	5	5	0	0	1.000	0	0	0	---	0	0
20 NIEL Florian.....	4	1	3	0	1.000	1	0	0	---	0	0
39 EFFERDINGER Marku	2	2	0	0	1.000	0	0	0	---	0	0
34 ALZINGER Richard.	2	1	1	0	1.000	0	0	0	---	0	0
18 HACKL Samuel.....	1	1	0	0	1.000	0	0	0	---	0	0
38 LOSCHY Christoph.	1	1	0	0	1.000	0	0	0	---	0	0
17 SCHNEIDER Michael	1	0	1	0	1.000	0	1	0	1.000	0	0
36 ALTENEDEAR Armin..	23	21	1	1	.957	0	0	0	---	0	0
16 HACKL Moritz.....	18	13	4	1	.944	0	5	2	.714	0	0
24 SEISER Claus.....	19	5	12	2	.895	1	0	0	---	0	0
10 MANY Amin.....	8	7	0	1	.875	0	0	0	---	0	0
32 SALZMANN Benjamin	11	8	1	2	.818	1	0	1	.000	0	0
22 LUDESCHER Stefan.	0	0	0	0	.000	0	2	1	.667	0	0
19 HIRNSCHAL Fabian.	0	0	0	0	.000	0	2	0	1.000	0	0
21 WOLFMYR David...	0	0	0	0	.000	0	0	0	---	0	0
Totals.....	111	72	32	7	.937	1	5	2	.714	0	0
Opponents.....	112	72	35	5	.955	4	4	1	.800	2	0

Hitting minimums - 1 Games 1.0 AB/Game 2.7 TPA/Game
Pitching minimums - 1 Games 1.5 IP/Game



EUROPEAN Championship

21U '12

BRNO / TREBIC, CZECH REPUBLIC • 25th / 29th JULY



Teams' stats

	Bulgaria	BUL
--	-----------------	------------

European Championship 21U '12
Overall Statistics for BULGARIA (as of Jul 27, 2012)
(All games Sorted by Batting avg)

record: 1-2

Player	AVG	GP-GS	AB	R	H	2B	3B	HR	RBI	TB	SLG%	BB	HBP	SO	GDP	OB%	SF	SH	SB-ATT	PO	A	E	FLD%
25 DIMITROV Teodor..	.333	3-3	12	0	4	1	0	0	3	5	.417	1	0	1	2	.385	0	0	0-0	22	3	2	.926
33 ANDONOV Martin...	.286	3-3	14	1	4	0	0	1	4	4	.286	1	0	2	0	.333	0	0	0-0	10	1	0	1.000
10 CHERNOZEMSKY Evge	.250	3-3	8	2	2	1	0	0	1	3	.375	2	1	3	0	.455	0	1	0-0	5	14	3	.864
1 KARAGANOV Antonio	.182	3-3	11	1	2	1	0	0	0	3	.273	1	0	3	1	.250	0	0	0-0	5	8	1	.929
82 GEORGIEV Georgi..	.133	3-3	15	1	2	1	0	0	0	3	.200	0	0	3	0	.133	0	1	1-1	12	3	0	1.000
2 ARBOV Petar.....	.100	3-3	10	0	1	0	0	0	1	1	.100	1	0	4	0	.182	0	1	0-0	2	9	0	1.000
32 KARASHTRANOV Niko	.083	3-3	12	0	1	0	0	0	1	1	.083	0	0	3	0	.083	0	0	0-0	5	0	0	1.000

23 DRAGOEV Ilyan....	1.000	3-0	1	1	1	0	0	0	0	1	1.000	0	0	0	0	1.000	0	0	0-0	2	0	0	1.000
8 ANANIEV Alexander	.167	2-2	6	2	1	1	0	0	0	2	.333	2	0	1	0	.375	0	0	0-0	14	1	0	1.000
27 CHIMEV Miroslav..	.143	3-2	7	1	1	0	0	0	0	1	.143	0	0	2	1	.143	0	0	0-0	4	0	0	1.000
11 OROZOV Roman.....	.000	2-1	3	0	0	0	0	0	0	0	.000	0	0	1	0	.000	0	0	0-0	1	0	0	1.000
17 PETKOV Petyo.....	.000	2-1	3	0	0	0	0	0	0	0	.000	1	0	3	0	.250	0	0	0-0	2	3	1	.833
45 ATALAKOV Borislav	.000	2-0	1	0	0	0	0	0	0	0	.000	0	0	1	0	.000	0	0	0-0	0	1	0	1.000
5 JALTOV Panayot...	.000	1-0	1	0	0	0	0	0	0	0	.000	0	0	0	0	.000	0	0	0-0	0	0	0	.000
3 ANANIEV Kiril....	.000	1-0	0	0	0	0	0	0	0	0	.000	0	0	0	0	.000	0	0	0-0	0	0	0	.000
Totals.....	.183	3-3	104	9	19	5	0	0	7	24	.231	9	1	27	4	.254	0	3	1-1	84	43	7	.948
Opponents.....	.215	3-3	107	17	23	8	0	0	12	31	.290	14	2	21	0	.310	3	1	7-8	87	37	6	.954

LOB - Team (25), Opp (30). DPs turned - Team (1), Opp (4).

(All games Sorted by Earned run avg)

Player	ERA	W-L	APP	GS	CG	SHO/CBO	SV	IP	H	R	ER	BB	SO	2B	3B	HR	AB	B/Avg	WP	HBP	BK	SFA	SHA
10 CHERNOZEMSKY Evge	2.16	0-0	1	1	0	0/0	0	8.1	5	3	2	5	6	1	0	0	31	.161	0	0	0	0	0
17 PETKOV Petyo.....	4.50	0-0	1	1	0	0/0	0	6.0	6	3	3	3	5	2	0	0	26	.231	0	1	0	0	1
25 DIMITROV Teodor..	5.14	1-1	3	0	0	0/0	0	7.0	4	5	4	1	5	1	0	0	22	.182	2	1	0	2	0
33 ANDONOV Martin...	6.75	0-1	2	1	0	0/0	0	6.2	8	6	5	5	5	4	0	0	28	.286	1	0	0	1	0
Totals.....	4.50	1-2	3	3	0	0/0	0	28.0	23	17	14	14	21	8	0	0	107	.215	3	2	0	3	1
Opponents.....	1.86	2-1	3	3	0	1/1	0	29.0	19	9	6	9	27	5	0	0	104	.183	1	1	0	0	3

PB - Team (4), GEORGIEV 2, ANANIEV A 2, Opp (1). SBA/ATT - ANANIEV A (6-6), ANDONOV (2-3), DIMITROV (2-2), PETKOV (2-2), GEORGIEV (1-2), CHERNOZEMSKY (1-1).

(All games Sorted by Fielding pct)

Player	C	PO	A	E	FLD%	Dps	SBA	CSB	SBA%	PB	CI
8 ANANIEV Alexander	15	14	1	0	1.000	0	6	0	1.000	2	0
82 GEORGIEV Georgi..	15	12	3	0	1.000	1	1	1	.500	2	0
33 ANDONOV Martin...	11	10	1	0	1.000	0	2	1	.667	0	0
2 ARBOV Petar.....	11	2	9	0	1.000	0	0	0	---	0	0
32 KARASHTRANOV Niko	5	5	0	0	1.000	0	0	0	---	0	0
27 CHIMEV Miroslav..	4	4	0	0	1.000	0	0	0	---	0	0
23 DRAGOEV Ilyan....	2	2	0	0	1.000	1	0	0	---	0	0
45 ATALAKOV Borislav	1	0	1	0	1.000	0	0	0	---	0	0
11 OROZOV Roman.....	1	1	0	0	1.000	0	0	0	---	0	0
1 KARAGANOV Antonio	14	5	8	1	.929	0	0	0	---	0	0
25 DIMITROV Teodor..	27	22	3	2	.926	0	2	0	1.000	0	0
10 CHERNOZEMSKY Evge	22	5	14	3	.864	0	1	0	1.000	0	0
17 PETKOV Petyo.....	6	2	3	1	.833	0	2	0	1.000	0	0
3 ANANIEV Kiril....	0	0	0	0	.000	0	0	0	---	0	0
5 JALTOV Panayot...	0	0	0	0	.000	0	0	0	---	0	0
Totals.....	134	84	43	7	.948	1	7	1	.875	4	0
Opponents.....	130	87	37	6	.954	4	1	0	1.000	1	0

Hitting minimums - 1 Games 1.0 AB/Game 2.7 TPA/Game
Pitching minimums - 1 Games 1.5 IP/Game



EUROPEAN Championship 21U '12

BRNO / TREBIC, CZECH REPUBLIC • 25th / 29th JULY



Teams' stats

	Czech Republic	CZE
--	-----------------------	------------

European Championship 21U '12
Overall Statistics for CZECH REPUBLIC (as of Jul 27, 2012)
(All games Sorted by Batting avg)

record: 2-1

Player	AVG	GP-GS	AB	R	H	2B	3B	HR	RBI	TB	SLG%	BB	HBP	SO	GDP	OB%	SF	SH	SB-ATT	PO	A	E	FLD%
46 MENSÍK Matej.....	.778	3-3	9	8	7	3	1	1	7	15	1.667	4	1	1	0	.800	1	0	0-1	6	0	0	1.000
43 DUBOVÝ Arnost....	.727	3-3	11	4	8	1	1	0	7	11	1.000	2	2	1	0	.800	0	1	0-0	4	0	0	1.000
37 SYKORA Tomas.....	.500	3-3	8	4	4	2	1	0	5	8	1.000	0	2	1	1	.600	0	0	0-0	0	0	0	.000
38 SÍLA Petr.....	.455	3-3	11	4	5	0	1	0	4	7	.636	0	1	0	0	.500	0	1	1-1	4	8	2	.857
41 VYKOUKAL Michael..	.375	3-3	8	4	3	0	0	0	4	3	.375	5	0	1	0	.615	0	0	0-0	16	1	0	1.000
71 CHROUST Premek...	.364	3-3	11	6	4	0	1	0	6	6	.545	4	0	2	0	.533	0	0	0-0	1	6	1	.875
39 SAZAVSKÝ Richard..	.333	3-3	12	4	4	0	1	0	3	6	.500	2	0	1	0	.429	0	0	1-1	3	0	0	1.000
55 SUCHA Matej.....	.333	3-3	12	3	4	3	0	0	4	7	.583	2	0	2	0	.429	0	0	1-2	21	1	2	.917
40 HAJTMAR Adam.....	.300	3-3	10	8	3	0	0	0	1	3	.300	2	2	1	0	.500	0	0	0-0	7	3	2	.833
45 BRABEC Matej.....	1.000	1-0	1	1	1	0	0	0	2	1	1.000	0	0	0	0	1.000	0	0	0-0	0	0	0	.000
30 NEVERIL David....	.333	2-0	3	2	1	0	0	0	0	1	.333	0	0	0	0	.333	0	0	0-0	0	0	0	.000
35 ONDRACEK Jakub...	.000	3-0	3	3	0	0	0	0	1	0	.000	2	0	0	0	.400	0	0	1-1	1	2	0	1.000
56 ORALEK Jan.....	.000	1-0	1	0	0	0	0	0	0	0	.000	0	0	0	0	.000	0	0	0-0	0	0	0	.000
Totals.....	.440	3-3	100	51	44	9	6	1	44	68	.680	23	8	10	1	.568	1	2	4-6	63	28	7	.929
Opponents.....	.143	3-3	77	9	11	2	1	0	7	15	.195	8	7	14	2	.283	0	1	3-4	60	26	6	.935

LOB - Team (23), Opp (21). DPs turned - Team (2), Opp (2).

(All games Sorted by Earned run avg)

Player	ERA	W-L	APP	GS	CG	SHO/CBO	SV	IP	H	R	ER	BB	SO	2B	3B	HR	AB	B/Avg	WP	HBP	BK	SFA	SHA
10 TOMEK Jan.....	0.00	1-0	1	1	1	1/0	0	7.0	0	0	0	3	4	0	0	0	21	.000	0	0	0	0	0
42 SOBOTKA Michal...	3.86	0-1	1	1	0	0/0	0	4.2	4	5	2	3	0	1	1	0	19	.211	0	4	0	0	0
48 VITEK Daniel.....	0.00	1-0	1	1	0	0/1	0	4.0	2	0	0	0	5	0	0	0	15	.133	0	1	0	0	0
34 NOVAK Jan.....	0.00	0-0	1	0	0	0/0	0	2.1	1	0	0	1	4	0	0	0	8	.125	0	0	0	0	0
14 CERVENKA Marek...	0.00	0-0	1	0	0	0/0	0	2.0	3	4	0	0	1	1	0	0	10	.300	0	2	0	0	1
7 PAPEZ Vojtech....	0.00	0-0	1	0	0	0/1	0	1.0	1	0	0	0	0	0	0	4	.250	0	0	0	0	0	
45 BRABEC Matej.....	0.00	0-0	1	0	0	0/0	0	0.0	0	0	0	1	0	0	0	0	0	.000	0	0	0	0	0
Totals.....	0.86	2-1	3	3	1	2/1	0	21.0	11	9	2	8	14	2	1	0	77	.143	0	7	0	0	1
Opponents.....	18.90	1-2	3	3	0	0/0	0	20.0	44	51	42	23	10	9	6	1	100	.440	2	8	0	1	2

PB - Team (1), ORALEK 1, Opp (1). SBA/ATT - VYKOUKAL (3-4), SOBOTKA (1-2), CERVENKA (1-1), VITEK (1-1).

(All games Sorted by Fielding pct)

Player	C	PO	A	E	FLD%	Dps	SBA	CSB	SBA%	PB	CI
41 VYKOUKAL Michael..	17	16	1	0	1.000	0	3	1	.750	0	0
46 MENSÍK Matej.....	6	6	0	0	1.000	0	0	0	---	0	0
43 DUBOVÝ Arnost....	4	4	0	0	1.000	0	0	0	---	0	0
35 ONDRACEK Jakub...	3	1	2	0	1.000	0	0	0	---	0	0
39 SAZAVSKÝ Richard..	3	3	0	0	1.000	0	0	0	---	0	0
48 VITEK Daniel.....	2	0	2	0	1.000	0	1	0	1.000	0	0
10 TOMEK Jan.....	2	0	2	0	1.000	1	0	0	---	0	0
14 CERVENKA Marek...	2	0	2	0	1.000	0	1	0	1.000	0	0
42 SOBOTKA Michal...	1	0	1	0	1.000	0	1	1	.500	0	0
55 SUCHA Matej.....	24	21	1	2	.917	2	0	0	---	0	0
71 CHROUST Premek...	8	1	6	1	.875	0	0	0	---	0	0
38 SÍLA Petr.....	14	4	8	2	.857	1	0	0	---	0	0
40 HAJTMAR Adam.....	12	7	3	2	.833	2	0	0	---	0	0
56 ORALEK Jan.....	0	0	0	0	.000	0	0	0	---	1	0
45 BRABEC Matej.....	0	0	0	0	.000	0	0	0	---	0	0
37 SYKORA Tomas.....	0	0	0	0	.000	0	0	0	---	0	0
7 PAPEZ Vojtech....	0	0	0	0	.000	0	0	0	---	0	0
34 NOVAK Jan.....	0	0	0	0	.000	0	0	0	---	0	0
30 NEVERIL David....	0	0	0	0	.000	0	0	0	---	0	0
Totals.....	98	63	28	7	.929	2	3	1	.750	1	0
Opponents.....	92	60	26	6	.935	2	4	2	.667	1	0

Hitting minimums - 1 Games 1.0 AB/Game 2.7 TPA/Game
Pitching minimums - 1 Games 1.5 IP/Game



EUROPEAN Championship 21U '12

BRNO / TREBIC, CZECH REPUBLIC • 25th / 29th JULY



Teams' stats

	France	FRA
--	---------------	------------

European Championship 21U '12
Overall Statistics for FRANCE (as of Jul 27, 2012)
(All games Sorted by Batting avg)

record: 2-1

Player	AVG	GP-GS	AB	R	H	2B	3B	HR	RBI	TB	SLG%	BB	HBP	SO	GDP	OB%	SF	SH	SB-ATT	PO	A	E	FLD%
45 LEFEVRE Maxime...	.429	3-3	7	3	3	0	2	0	0	7	1.000	3	2	1	0	.667	0	0	3-4	3	5	1	.889
34 PITCHER Andy.....	.364	3-3	11	0	4	0	0	0	2	4	.364	1	0	1	1	.417	0	1	0-0	6	0	0	1.000
33 VICENTE Simon.....	.286	3-3	14	2	4	0	0	0	1	4	.286	1	0	3	0	.313	1	0	2-2	36	4	0	1.000
51 WILLIAMS Omar.....	.286	3-3	14	5	4	2	0	0	3	6	.429	2	0	1	0	.375	0	0	0-0	2	14	0	1.000
41 COMBES Oscar.....	.167	3-3	12	3	2	0	0	0	3	2	.167	3	0	1	0	.333	0	1	2-2	3	0	0	1.000
39 FELIX Antonio.....	.167	3-3	12	1	2	0	0	0	1	2	.167	1	0	3	0	.231	0	0	0-0	4	6	1	.909
42 PATUREL Arthur...	.154	3-3	13	3	2	0	0	1	5	5	.385	2	0	3	0	.267	0	0	0-0	2	1	0	1.000
52 BECQUEY Quentin...	.143	2-2	7	1	1	0	0	0	1	1	.143	1	1	2	0	.333	0	0	0-0	0	0	0	.000
35 LAKMECHE Theo.....	.000	3-3	6	2	0	0	0	0	1	0	.000	2	4	3	0	.500	0	0	0-0	17	2	1	.950

31 VILLANUEVA Yannic	.500	2-1	4	1	2	1	0	0	1	3	.750	0	2	0	0	.667	0	0	0-0	0	1	0	1.000
36 FRANCOIS Henri....	.000	2-0	2	1	0	0	0	0	0	0	.000	2	0	0	0	.500	0	0	0-1	3	6	1	.900
48 COOPMAN Warren...	.000	1-0	0	0	0	0	0	0	1	0	.000	0	1	0	0	1.000	0	0	0-0	0	2	0	1.000
50 GLEESON Dylan....	.000	1-0	0	0	0	0	0	0	0	0	.000	0	0	0	0	.000	0	0	0-0	0	0	0	.000
Totals.....	.235	3-3	102	22	24	3	2	1	19	34	.333	18	10	18	1	.397	1	2	7-9	78	43	4	.968
Opponents.....	.232	3-3	95	14	22	2	0	0	14	24	.253	15	9	15	4	.383	1	1	4-5	78	35	11	.911

LOB - Team (33), Opp (30). DPs turned - Team (5), Opp (1). CI - Team (1), LAKMECHE 1.

(All games Sorted by Earned run avg)

Player	ERA	W-L	APP	GS	CG	SHO/CBO	SV	IP	H	R	ER	BB	SO	2B	3B	HR	AB	B/Avg	WP	HBP	BK	SFA	SHA
30 TYLER Maxwell....	0.00	1-0	1	1	0	0/1	0	7.0	2	0	0	2	4	0	0	0	23	.087	0	1	0	0	0
37 MOTTAY Jonathan..	0.00	1-0	1	0	0	0/0	0	4.2	2	0	0	1	2	0	0	0	16	.125	0	1	0	0	0
44 VICENS Hugo.....	3.38	0-1	1	0	0	0/0	0	5.1	1	2	2	4	2	0	0	0	14	.071	0	2	0	0	0

31 VILLANUEVA Yannic	0.00	0-0	1	0	0	0/1	0	2.0	2	0	0	1	2	0	0	0	8	.250	0	0	0	0	0
48 COOPMAN Warren...	3.86	0-0	1	0	0	0/0	0	2.1	3	2	1	2	1	0	0	0	11	.273	0	1	0	0	0
49 SECLEPPE Eloi....	4.91	0-0	1	1	0	0/0	0	3.2	7	2	2	1	3	2	0	0	16	.438	0	2	0	0	1
47 VAN HEYNINGEN Dav	27.00	0-0	1	0	0	0/0	0	0.2	0	2	2	1	0	0	0	0	2	.000	1	1	0	0	0
46 BODET Benjamin...	99.00	0-0	1	1	0	0/0	0	0.1	5	6	6	2	0	0	0	0	5	1.000	0	1	0	1	0
Totals.....	4.50	2-1	3	3	0	1/1	0	26.0	22	14	13	15	15	2	0	0	95	.232	1	9	0	1	1
Opponents.....	4.15	1-2	3	3	0	0/0	1	26.0	24	22	12	18	18	3	2	1	102	.235	3	10	0	1	2

Pickoffs - Team (1), VICENS 1. SBA/ATT - LAKMECHE (4-4), VILLANUEVA (3-3), VAN HEYNINGE (1-1), VICENS (0-1).

(All games Sorted by Fielding pct)

Player	C	PO	A	E	FLD%	Dps	SBA	CSB	SBA%	PB	CI
33 VICENTE Simon....	40	36	4	0	1.000	5	0	0	---	0	0
51 WILLIAMS Omar....	16	2	14	0	1.000	3	0	0	---	0	0
34 PITCHER Andy.....	6	6	0	0	1.000	0	0	0	---	0	0
42 PATUREL Arthur...	3	2	1	0	1.000	0	0	0	---	0	0
41 COMBES Oscar.....	3	3	0	0	1.000	0	0	0	---	0	0
48 COOPMAN Warren...	2	0	2	0	1.000	0	0	0	---	0	0
49 SECLEPPE Eloi....	1	0	1	0	1.000	0	0	0	---	0	0
37 MOTTAY Jonathan..	1	1	0	0	1.000	0	0	0	---	0	0
44 VICENS Hugo.....	1	0	1	0	1.000	0	0	1	.000	0	0
31 VILLANUEVA Yannic	1	0	1	0	1.000	0	3	0	1.000	0	0
30 TYLER Maxwell....	1	1	0	0	1.000	0	0	0	---	0	0
35 LAKMECHE Theo....	20	17	2	1	.950	1	4	0	1.000	0	1
39 FELIX Antonio....	11	4	6	1	.909	2	0	0	---	0	0
36 FRANCOIS Henri...	10	3	6	1	.900	1	0	0	---	0	0
45 LEFEVRE Maxime...	9	3	5	1	.889	0	0	0	---	0	0
52 BECQUEY Quentin..	0	0	0	0	.000	0	0	0	---	0	0
47 VAN HEYNINGEN Dav	0	0	0	0	.000	0	1	0	1.000	0	0
46 BODET Benjamin...	0	0	0	0	.000	0	0	0	---	0	0
50 GLEESON Dylan....	0	0	0	0	.000	0	0	0	---	0	0
Totals.....	125	78	43	4	.968	5	4	1	.800	0	1
Opponents.....	124	78	35	11	.911	1	7	2	.778	0	0

Hitting minimums - 1 Games 1.0 AB/Game 2.7 TPA/Game
Pitching minimums - 1 Games 1.5 IP/Game



EUROPEAN Championship 21U '12

BRNO / TREBIC, CZECH REPUBLIC • 25th / 29th JULY



Teams' stats

	Lithuania	LTU
---	------------------	------------

European Championship 21U '12
Overall Statistics for LITHUANIA (as of Jul 27, 2012)
(All games Sorted by Batting avg)

record: 0-3

Player	AVG	GP-GS	AB	R	H	2B	3B	HR	RBI	TB	SLG%	BB	HBP	SO	GDP	OB%	SF	SH	SB-ATT	PO	A	E	FLD%
15 SADAUNYKAS Justin	.375	3-3	8	2	3	1	0	0	1	4	.500	1	1	1	0	.500	0	0	1-1	2	2	1	.800
9 NEVERAUSKAS Dovyds	.375	3-2	8	2	3	0	0	0	0	3	.375	0	1	0	0	.444	0	0	0-0	18	1	0	1.000
8 SEREICKAS Tomas	.333	3-3	9	1	3	2	0	0	2	5	.556	0	1	1	0	.400	0	0	0-0	2	0	0	1.000
12 KOLDUBA Vydmantas	.300	3-3	10	1	3	0	0	0	0	3	.300	2	0	1	0	.417	0	0	1-1	6	6	4	.750
17 SARAPAS Kiprijona	.125	3-3	8	0	1	0	0	0	0	1	.125	1	0	3	0	.222	0	0	0-0	4	1	1	.833
7 VILIMAS Kestas...	.111	3-2	9	0	1	0	0	0	1	1	.111	1	0	2	1	.182	1	0	1-1	19	0	1	.950
1 MARTUNAS Gytis...	.100	3-3	10	1	1	0	0	0	1	1	.100	1	0	2	0	.182	0	0	0-0	2	4	0	1.000
14 SIRGEDAS Lukas...	.250	3-2	8	0	2	0	0	0	0	2	.250	0	0	0	0	.250	0	0	2-2	2	1	2	.600
10 VILIMAS Robertas...	.000	3-3	6	0	0	0	0	0	0	0	.000	2	0	2	1	.250	0	0	0-0	7	1	0	1.000
5 DANKOVSKIS Arunas	.000	2-2	6	0	0	0	0	0	1	0	.000	1	0	4	0	.143	0	1	1-1	3	7	0	1.000
3 MICKUS Vaidas....	.000	1-0	1	0	0	0	0	0	0	0	.000	0	0	1	0	.000	0	0	0-0	1	0	0	1.000
13 MICHALSKIS Tomas...	.000	1-1	1	0	0	0	0	0	0	0	.000	0	0	0	0	.000	0	0	0-0	0	2	1	.667
16 ZINKEVICIUS Ignas	.000	1-0	1	0	0	0	0	0	0	0	.000	0	0	0	0	.000	0	0	0-0	0	1	0	1.000
Totals.....	.200	3-3	85	7	17	3	0	6	20	235	.235	9	3	17	2	.296	1	1	6-6	66	26	10	.902
Opponents.....	.418	3-3	110	55	46	5	10	1	48	74	.673	26	9	20	0	.555	1	2	9-10	69	33	6	.944

LOB - Team (24), Opp (27). DPs turned - Team (1), Opp (2). CI - Team (0), Opp (1).

(All games Sorted by Earned run avg)

Player	ERA	W-L	APP	GS	CG	SHO/CBO	SV	IP	H	R	ER	BB	SO	2B	3B	HR	AB	B/Avg	WP	HBP	BK	SFA	SHA
15 SADAUNYKAS Justin	5.40	0-1	1	1	0	0/0	0	5.0	5	3	3	2	5	0	1	0	18	.278	0	2	0	0	0
10 VILIMAS Robertas...	7.11	0-1	2	1	0	0/0	0	6.1	6	5	5	8	8	1	1	0	23	.261	1	2	0	0	2
9 NEVERAUSKAS Dovyds	3.86	0-0	1	0	0	0/0	0	2.1	4	3	1	2	3	0	0	0	12	.333	0	2	0	0	0
1 MARTUNAS Gytis...	19.29	0-0	1	0	0	0/0	0	2.1	6	6	5	2	2	0	2	0	12	.500	1	0	2	1	0
16 ZINKEVICIUS Ignas	27.00	0-0	1	0	0	0/0	0	2.0	7	12	6	4	1	1	2	0	16	.438	0	0	0	0	0
8 SEREICKAS Tomas	27.00	0-0	1	0	0	0/0	0	1.0	3	3	3	0	0	0	1	0	6	.500	0	0	1	0	0
7 VILIMAS Kestas...	27.00	0-0	1	0	0	0/0	0	0.2	3	2	2	0	0	1	0	0	5	.600	0	0	0	0	0
13 MICHALSKIS Tomas...	54.00	0-0	1	0	0	0/0	0	1.0	3	6	6	2	1	1	1	1	5	.600	0	2	0	0	0
18 VILBIKAS Deividas	60.75	0-1	1	1	0	0/0	0	1.1	7	10	9	3	0	1	2	0	11	.636	0	1	0	0	0
12 KOLDUBA Vydmantas	99.00	0-0	1	0	0	0/0	0	0.0	2	5	5	3	0	0	0	0	2	1.000	0	0	0	0	0
Totals.....	18.41	0-3	3	3	0	0/0	0	22.0	46	55	45	26	20	5	10	1	110	.418	2	9	3	1	2
Opponents.....	2.35	3-0	3	3	0	2/2	0	23.0	17	7	6	9	17	3	0	0	85	.200	1	3	0	1	1

PB - Team (2), MARTUNAS 1, VILIMAS K 1. SBA/ATT - VILIMAS K (8-8), MARTUNAS (3-4), SADAUNYKAS (3-3), VILIMAS R (2-2), MICHALSKIS (0-1), VILBIKAS (1-1), NEVERAUSKAS (1-1).

(All games Sorted by Fielding pct)

Player	C	PO	A	E	FLD%	Dps	SBA	CSB	SBA%	PB	CI
9 NEVERAUSKAS Dovyds	19	18	1	0	1.000	0	1	0	1.000	0	0
5 DANKOVSKIS Arunas	10	3	7	0	1.000	0	0	0	---	0	0
10 VILIMAS Robertas...	8	7	1	0	1.000	0	2	0	1.000	0	0
1 MARTUNAS Gytis...	6	2	4	0	1.000	0	3	1	.750	1	0
8 SEREICKAS Tomas	2	2	0	0	1.000	0	0	0	---	0	0
16 ZINKEVICIUS Ignas	1	0	1	0	1.000	0	0	0	---	0	0
3 MICKUS Vaidas....	1	1	0	0	1.000	0	0	0	---	0	0
7 VILIMAS Kestas...	20	19	0	1	.950	0	8	0	1.000	1	0
17 SARAPAS Kiprijona	6	4	1	1	.833	0	0	0	---	0	0
15 SADAUNYKAS Justin	5	2	2	1	.800	0	3	0	1.000	0	0
12 KOLDUBA Vydmantas	16	6	6	4	.750	1	0	0	---	0	0
13 MICHALSKIS Tomas...	3	0	2	1	.667	0	0	1	.000	0	0
14 SIRGEDAS Lukas...	5	2	1	2	.600	1	0	0	---	0	0
18 VILBIKAS Deividas	0	0	0	0	.000	0	1	0	1.000	0	0
Totals.....	102	66	26	10	.902	1	9	1	.900	2	0
Opponents.....	108	69	33	6	.944	2	6	0	1.000	0	1

Hitting minimums - 1 Games 1.0 AB/Game 2.7 TPA/Game

Pitching minimums - 1 Games 1.5 IP/Game



EUROPEAN Championship 21U '12

BRNO / TREBIC, CZECH REPUBLIC • 25th / 29th JULY



Teams' stats

	Russia	RUS
--	---------------	------------

European Championship 21U '12
Overall Statistics for RUSSIA (as of Jul 27, 2012)
(All games Sorted by Batting avg)

record: 3-0

Player	AVG	GP-GS	AB	R	H	2B	3B	HR	RBI	TB	SLG%	BB	HBP	SO	GDP	OB%	SF	SH	SB-ATT	PO	A	E	FLD%
7 BOKALETS Akosta Y	.455	3-3	11	4	5	1	0	0	5	6	.545	2	1	2	0	.571	0	0	0-0	4	11	1	.938
49 KURGACHOV Arkadiy	.455	3-3	11	4	5	2	0	0	3	7	.636	4	0	0	1	.563	1	0	0-2	3	0	0	1.000
50 KULIK Artem.....	.400	3-3	10	5	4	0	0	0	3	4	.400	3	0	0	0	.538	0	1	3-3	9	8	0	1.000
2 ATADZHANOV Nikita	.333	3-3	12	3	4	2	0	0	2	6	.500	2	0	1	1	.429	0	0	0-0	4	5	0	1.000
30 PODYAPOLSKIY Evge	.222	3-1	9	1	2	1	0	0	1	3	.333	0	1	1	0	.300	0	0	0-0	3	0	1	.750
77 KHOMYAKOV Daniil.	.167	3-3	6	1	1	0	1	0	1	3	.500	3	1	2	0	.500	0	0	0-0	10	0	0	1.000
15 KOTLYAR Nikita...	.091	3-3	11	1	1	0	0	0	0	1	.091	3	0	1	1	.286	0	0	0-0	14	3	0	1.000

21 SHMELEV Viachesla	1.000	3-0	1	0	1	0	0	0	0	1	1.000	0	0	0	0	1.000	0	0	0-0	3	0	0	1.000
19 NOVOZHILOV Mikhail	.333	2-2	6	2	2	0	0	0	0	2	.333	0	0	2	0	.333	0	0	0-0	3	0	0	1.000
48 LEONOV Denis.....	.250	1-1	4	1	1	0	1	0	2	3	.750	0	0	3	0	.250	0	0	0-0	1	0	0	1.000
51 SHEVCHENKO Maksim	.200	2-1	5	2	1	1	0	0	0	2	.400	2	0	1	0	.429	0	0	1-1	7	2	1	.900
55 TARASOV Alexander	.000	2-1	4	0	0	0	0	0	0	0	.000	0	0	1	0	.000	0	0	0-0	0	0	1	.000
45 SEMENOV Dmitry...	.000	1-1	3	0	0	0	0	0	1	0	.000	2	0	0	1	.400	0	0	0-0	13	0	1	.929
37 TALAKIN Pavel....	.000	2-1	3	0	0	0	0	0	0	0	.000	0	0	3	0	.000	0	0	0-0	5	1	0	1.000
52 SOLOPOV Ivan.....	.000	2-0	2	0	0	0	0	0	0	0	.000	0	0	0	0	.000	0	0	0-0	2	0	0	1.000
47 ISMATOV Boris....	.000	2-1	2	0	0	0	0	0	2	0	.000	2	0	0	0	.500	0	0	0-0	0	0	0	.000
Totals.....	.270	3-3	100	24	27	7	2	0	20	38	.380	23	3	17	4	.417	1	1	4-6	81	33	5	.958
Opponents.....	.141	3-3	92	4	13	0	1	0	2	15	.163	12	2	24	5	.255	0	0	1-2	75	35	10	.917

LOB - Team (29), Opp (21). DPs turned - Team (5), Opp (6).

(All games Sorted by Earned run avg)

Player	ERA	W-L	APP	GS	CG	SHO/CBO	SV	IP	H	R	ER	BB	SO	2B	3B	HR	AB	B/Avg	WP	HBP	BK	SFA	SHA
25 LOBANOV Nikita...	0.00	1-0	1	1	0	0/1	0	7.0	2	0	0	2	10	0	0	0	21	.095	0	1	0	0	0
45 SEMENOV Dmitry...	0.00	1-0	1	1	0	0/1	0	7.0	1	0	0	2	9	0	0	0	22	.045	1	0	0	0	0
51 SHEVCHENKO Maksim	1.23	1-0	1	1	0	0/0	0	7.1	5	2	1	4	3	0	1	0	29	.172	0	1	0	0	0

48 LEONOV Denis.....	0.00	0-0	1	0	0	0/1	0	2.0	1	0	0	0	2	0	0	0	7	.143	0	0	0	0	0
13 VESENEV Andrey...	0.00	0-0	1	0	0	0/1	0	2.0	2	0	0	2	0	0	0	0	6	.333	0	0	0	0	0
37 TALAKIN Pavel....	0.00	0-0	1	0	0	0/0	0	1.2	2	2	0	2	0	0	0	0	7	.286	0	0	0	0	0
Totals.....	0.33	3-0	3	3	0	2/2	0	27.0	13	4	1	12	24	0	1	0	92	.141	1	2	0	0	0
Opponents.....	6.48	0-3	3	3	0	0/0	0	25.0	27	24	18	23	17	7	2	0	100	.270	3	3	2	1	1

PB - Team (0), Opp (2). Pickoffs - Team (1), LOBANOV 1. SBA/ATT - KOTLYAR (1-2), SHEVCHENKO (1-1), LOBANOV (0-1).

(All games Sorted by Fielding pct)

Player	C	PO	A	E	FLD%	Dps	SBA	CSB	SBA%	PB	CI
15 KOTLYAR Nikita...	17	14	3	0	1.000	0	1	1	.500	0	0
50 KULIK Artem.....	17	9	8	0	1.000	3	0	0	---	0	0
77 KHOMYAKOV Daniil.	10	10	0	0	1.000	0	0	0	---	0	0
2 ATADZHANOV Nikita	9	4	5	0	1.000	2	0	0	---	0	0
37 TALAKIN Pavel....	6	5	1	0	1.000	1	0	0	---	0	0
19 NOVOZHILOV Mikhail	3	3	0	0	1.000	1	0	0	---	0	0
49 KURGACHOV Arkadiy	3	3	0	0	1.000	0	0	0	---	0	0
25 LOBANOV Nikita...	3	0	3	0	1.000	0	0	1	.000	0	0
21 SHMELEV Viachesla	3	3	0	0	1.000	2	0	0	---	0	0
52 SOLOPOV Ivan.....	2	2	0	0	1.000	0	0	0	---	0	0
48 LEONOV Denis.....	1	1	0	0	1.000	0	0	0	---	0	0
7 BOKALETS Akosta Y	16	4	11	1	.938	3	0	0	---	0	0
45 SEMENOV Dmitry...	14	13	0	1	.929	0	0	0	---	0	0
51 SHEVCHENKO Maksim	10	7	2	1	.900	1	1	0	1.000	0	0
30 PODYAPOLSKIY Evge	4	3	0	1	.750	0	0	0	---	0	0
55 TARASOV Alexander	1	0	0	1	.000	0	0	0	---	0	0
47 ISMATOV Boris....	0	0	0	0	.000	0	0	0	---	0	0
13 VESENEV Andrey...	0	0	0	0	.000	0	0	0	---	0	0
Totals.....	119	81	33	5	.958	5	1	1	.500	0	0
Opponents.....	120	75	35	10	.917	6	4	2	.667	2	0

Hitting minimums - 1 Games 1.0 AB/Game 2.7 TPA/Game
Pitching minimums - 1 Games 1.5 IP/Game



EUROPEAN Championship 21U '12

BRNO / TREBIC, CZECH REPUBLIC • 25th / 29th JULY



Teams' stats

	Slovakia	SVK
--	-----------------	------------

European Championship 21U '12
Overall Statistics for SLOVAKIA (as of Jul 27, 2012)
(All games Sorted by Batting avg)

record: 0-3

Player	AVG	GP-GS	AB	R	H	2B	3B	HR	RBI	TB	SLG%	BB	HBP	SO	GDP	OB%	SF	SH	SB-ATT	PO	A	E	FLD%
7 PENTEK Oliver....	.308	3-3	13	1	4	1	0	0	1	5	.385	1	0	1	0	.357	0	0	0-0	6	8	1	.933
11 ESMIR Michal....	.250	3-3	12	0	3	1	0	0	0	4	.333	0	0	3	0	.250	0	0	0-0	2	4	5	.545
15 OKASA Jakub.....	.125	3-3	8	1	1	1	0	0	0	2	.250	0	1	3	0	.222	0	0	0-1	31	2	0	1.000
19 BOSY Martin.....	.091	3-3	11	0	1	0	0	0	1	1	.091	3	0	2	0	.286	0	0	1-1	17	1	0	1.000
8 ROMAN Martin....	.077	3-3	13	0	1	0	0	0	0	1	.077	0	0	3	0	.077	0	1	0-0	3	0	1	.750
5 SITAR Jaroslav...	.000	3-3	9	0	0	0	0	0	0	0	.000	2	0	4	0	.182	0	0	0-0	5	0	0	1.000
9 KOLLAR Jakub.....	.000	3-3	7	0	0	0	0	0	0	0	.000	2	1	3	1	.300	0	0	0-0	0	0	0	.000

3 LETTLER Martin...	.250	2-1	4	1	1	0	0	0	0	1	.250	0	0	0	0	.250	0	0	1-1	3	4	1	.875
20 SETNICKA Robert..	.000	3-2	7	1	0	0	0	0	0	0	.000	1	0	4	0	.125	0	0	0-0	2	0	0	1.000
13 NOGA Michal.....	.000	2-2	6	0	0	0	0	0	0	0	.000	1	0	4	0	.143	0	0	0-0	4	9	1	.929
22 SOLTES Jan.....	.000	1-0	2	0	0	0	0	0	0	0	.000	0	0	1	0	.000	0	0	0-0	4	0	0	1.000
1 CHUDACIK Ondrej..	.000	1-1	2	0	0	0	0	0	0	0	.000	0	0	2	0	.000	0	0	0-0	3	4	1	.875
21 KELLER Andreas...	.000	2-0	1	0	0	0	0	0	0	0	.000	0	0	0	0	.000	0	0	0-0	0	0	0	.000
2 GOTTSCHALL Richar	.000	1-0	0	0	0	0	0	0	0	0	.000	0	0	0	0	.000	0	0	0-0	0	0	0	.000

Totals.....	.116	3-3	95	4	11	3	0	0	2	14	.147	10	2	30	1	.215	0	1	2-3	81	39	10	.923
Opponents.....	.264	3-3	110	23	29	7	2	0	18	40	.364	19	1	17	2	.377	0	2	4-5	84	30	6	.950

LOB - Team (22), Opp (30). DPs turned - Team (3), Opp (2). Picked off - KOLLAR 1.

(All games Sorted by Earned run avg)

Player	ERA	W-L	APP	GS	CG	SHO/CBO	SV	IP	H	R	ER	BB	SO	2B	3B	HR	AB	B/Avg	WP	HBP	BK	SFA	SHA
13 NOGA Michal.....	1.86	0-1	1	1	0	0/0	0	9.2	8	5	2	3	5	3	0	0	36	.222	0	1	0	0	1
18 BOSANSKY Marek...	3.00	0-1	1	1	0	0/0	0	6.0	4	4	2	5	6	0	0	0	23	.174	0	0	0	0	0
17 IZOLD Jakub.....	3.00	0-1	1	1	0	0/0	0	6.0	4	2	2	5	4	1	1	0	21	.190	0	0	0	0	0

3 LETTLER Martin...	0.00	0-0	1	0	0	0/0	0	1.0	2	0	0	0	0	1	0	0	5	.400	0	0	0	0	0
6 STRAPKO Martin...	13.50	0-0	2	0	0	0/0	0	1.1	1	2	2	2	1	1	0	0	4	.250	1	0	0	0	1
15 OKASA Jakub.....	21.60	0-0	1	0	0	0/0	0	1.2	4	5	4	4	0	1	0	0	9	.444	0	0	1	0	0
12 UHNAVY David.....	27.00	0-0	2	0	0	0/0	0	1.1	6	5	4	0	1	0	1	0	12	.500	0	0	0	0	0

Totals.....	5.33	0-3	3	3	0	0/0	0	27.0	29	23	16	19	17	7	2	0	110	.264	1	1	1	0	2
Opponents.....	0.96	3-0	3	3	0	1/1	0	28.0	11	4	3	10	30	3	0	0	95	.116	1	2	0	0	1

PB - Team (1), BOSY 1, Opp (2). Pickoffs - Team (0), Opp (1). SBA/ATT - BOSY (4-4), IZOLD (1-2), UHNAVY (2-2), BOSANSKY (1-1).

(All games Sorted by Fielding pct)

Player	C	PO	A	E	FLD%	DPs	SBA	CSB	SBA%	PB	CI
15 OKASA Jakub.....	33	31	2	0	1.000	2	0	0	---	0	0
19 BOSY Martin.....	18	17	1	0	1.000	0	4	0	1.000	1	0
17 IZOLD Jakub.....	6	1	5	0	1.000	1	1	1	.500	0	0
5 SITAR Jaroslav...	5	5	0	0	1.000	0	0	0	---	0	0
22 SOLTES Jan.....	4	4	0	0	1.000	1	0	0	---	0	0
20 SETNICKA Robert..	2	2	0	0	1.000	0	0	0	---	0	0
6 STRAPKO Martin...	1	0	1	0	1.000	0	0	0	---	0	0
18 BOSANSKY Marek...	1	0	1	0	1.000	0	1	0	1.000	0	0
7 PENTEK Oliver....	15	6	8	1	.933	2	0	0	---	0	0
13 NOGA Michal.....	14	4	9	1	.929	1	0	0	---	0	0
3 LETTLER Martin...	8	3	4	1	.875	0	0	0	---	0	0
1 CHUDACIK Ondrej..	8	3	4	1	.875	0	0	0	---	0	0
8 ROMAN Martin....	4	3	0	1	.750	0	0	0	---	0	0
11 ESMIR Michal.....	11	2	4	5	.545	1	0	0	---	0	0
9 KOLLAR Jakub.....	0	0	0	0	.000	0	0	0	---	0	0
21 KELLER Andreas...	0	0	0	0	.000	0	0	0	---	0	0
2 GOTTSCHALL Richar	0	0	0	0	.000	0	0	0	---	0	0
12 UHNAVY David.....	0	0	0	0	.000	0	2	0	1.000	0	0

Totals.....	130	81	39	10	.923	3	4	1	.800	1	0
Opponents.....	120	84	30	6	.950	2	2	1	.667	2	0

Hitting minimums - 1 Games 1.0 AB/Game 2.7 TPA/Game
Pitching minimums - 1 Games 1.5 IP/Game



EUROPEAN Championship 21U '12

BRNO / TREBIC, CZECH REPUBLIC • 25th / 29th JULY



Teams' stats

	Ukraine	UKR
--	----------------	------------

European Championship 21U '12
Overall Statistics for UKRAINE (as of Jul 27, 2012)
(All games Sorted by Batting avg)

record: 2-1

Player	AVG	GP-GS	AB	R	H	2B	3B	HR	RBI	TB	SLG%	BB	HBP	SO	GDP	OB%	SF	SH	SB-ATT	PO	A	E	FLD%
12 BORSCH Artem.....	.500	3-3	10	6	5	0	0	0	1	5	.500	5	0	0	0	.667	0	0	5-5	6	0	1	.857
27 STOVBA Bogdan....	.375	3-2	8	3	3	1	0	0	1	4	.500	1	0	1	0	.444	0	0	0-0	22	1	0	1.000
14 LIMARENKO Dmytro.	.357	3-3	14	3	5	1	1	0	4	8	.571	1	1	3	0	.438	0	0	0-0	30	2	0	1.000
8 AGAPOV Artem.....	.250	2-2	8	0	2	0	0	0	2	2	.250	1	0	1	1	.333	0	0	0-0	4	5	1	.900
3 BOIKO Roman.....	.231	3-3	13	2	3	1	0	0	0	4	.308	0	0	2	0	.231	0	0	0-0	0	0	0	1.000
7 POLIAKOV Ievgenii	.182	3-3	11	2	2	0	0	0	2	2	.182	4	0	0	0	.375	1	0	3-3	2	0	0	1.000
36 NEZHIBORETS Olexi	.111	2-2	9	1	1	0	0	0	2	1	.111	1	0	3	0	.182	1	0	0-0	1	3	0	1.000
1 LOPATA Artem.....	.111	3-3	9	2	1	0	0	0	1	1	.111	2	0	0	0	.273	0	0	0-0	5	10	4	.789
15 MASLYGA Ihor.....	.100	3-2	10	1	1	0	1	0	2	3	.300	0	0	4	0	.100	0	0	0-0	1	0	0	1.000
55 KOROL'OV Kostyant	1.000	1-0	1	0	1	1	0	0	1	2	2.000	0	0	0	0	1.000	0	0	0-0	0	2	0	1.000
16 BYTYAK Volodymyr.	.500	1-0	2	0	1	0	0	0	0	1	.500	0	0	0	0	.500	0	0	0-0	0	0	0	1.000
33 BRECHKO Denys....	.250	2-1	4	0	1	0	0	0	0	1	.250	0	0	0	0	.250	0	0	0-0	3	1	2	.667
88 ZHANTALAI Yevhen.	.200	2-1	5	1	1	0	0	0	0	1	.200	0	0	1	0	.200	0	0	0-0	4	0	0	1.000
2 SKRINSKIY Ivan...	.000	2-1	4	0	0	0	0	0	0	0	.000	0	0	1	0	.000	0	0	0-0	0	2	0	1.000
11 TVERDOKHLEBOV Vya	.000	3-1	3	0	0	0	0	0	0	0	.000	2	0	0	0	.400	0	0	0-0	1	0	0	1.000
Totals.....	.243	3-3	111	21	27	4	2	0	16	35	.315	17	1	16	1	.344	2	0	8-8	81	29	8	.932
Opponents.....	.188	3-3	101	14	19	4	1	0	13	25	.248	14	2	28	3	.299	0	2	3-3	81	42	8	.939

LOB - Team (31), Opp (26). DPs turned - Team (4), Opp (1).

(All games Sorted by Earned run avg)

Player	ERA	W-L	APP	GS	CG	SHO/CBO	SV	IP	H	R	ER	BB	SO	2B	3B	HR	AB	B/Avg	WP	HBP	BK	SFA	SHA
55 KOROL'OV Kostyant	0.00	1-0	1	1	0	0/0	0	8.1	2	1	0	3	11	1	0	0	27	.074	0	0	0	0	0
17 MAYFAT Roman.....	2.57	0-0	1	0	0	0/0	0	7.0	5	2	2	1	7	1	0	0	25	.200	0	0	0	0	2
14 LIMARENKO Dmytro.	0.00	1-0	1	0	0	0/0	0	2.0	0	0	0	1	2	0	0	0	7	.000	0	0	0	0	0
19 KILIEVICH Dmytro.	0.00	0-0	1	0	0	0/0	0	1.0	1	0	0	1	0	0	0	0	3	.333	0	0	1	0	0
2 SKRINSKIY Ivan...	0.00	0-0	1	0	0	0/0	0	0.2	0	0	0	2	0	0	0	0	2	.000	0	0	0	0	0
9 LIAKHOVETSYYI Myko	6.00	0-0	1	0	0	0/0	0	3.0	5	2	2	1	3	1	0	0	13	.385	1	1	0	0	0
36 NEZHIBORETS Olexi	6.75	0-1	1	1	0	0/0	0	4.0	3	7	3	5	2	0	1	0	18	.167	0	1	0	0	0
8 AGAPOV Artem.....	18.00	0-0	1	1	0	0/0	0	1.0	3	2	2	0	3	1	0	0	6	.500	0	0	0	0	0
Totals.....	3.00	2-1	3	3	0	0/0	0	27.0	19	14	9	14	28	4	1	0	101	.188	1	2	1	0	2
Opponents.....	4.33	1-2	3	3	0	0/0	0	27.0	27	21	13	17	16	4	2	0	111	.243	1	1	0	2	0

PB - Team (1), STOVBA 1, Opp (1). SBA/ATT - BORSCH (2-2), MAYFAT (1-1), STOVBA (1-1), LIAKHOVETSYYI (1-1), NEZHIBORETS (1-1).

(All games Sorted by Fielding pct)

Player	C	PO	A	E	FLD%	Dps	SBA	CSB	SBA%	PB	CI
14 LIMARENKO Dmytro.	32	30	2	0	1.000	4	0	0	---	0	0
27 STOVBA Bogdan....	23	22	1	0	1.000	0	1	0	1.000	1	0
36 NEZHIBORETS Olexi	4	1	3	0	1.000	0	1	0	1.000	0	0
17 MAYFAT Roman.....	4	1	3	0	1.000	0	1	0	1.000	0	0
88 ZHANTALAI Yevhen.	4	4	0	0	1.000	0	0	0	---	0	0
55 KOROL'OV Kostyant	2	0	2	0	1.000	0	0	0	---	0	0
2 SKRINSKIY Ivan...	2	0	2	0	1.000	0	0	0	---	0	0
7 POLIAKOV Ievgenii	2	2	0	0	1.000	0	0	0	---	0	0
15 MASLYGA Ihor.....	1	1	0	0	1.000	0	0	0	---	0	0
9 LIAKHOVETSYYI Myko	1	1	0	0	1.000	0	1	0	1.000	0	0
11 TVERDOKHLEBOV Vya	1	1	0	0	1.000	0	0	0	---	0	0
8 AGAPOV Artem.....	10	4	5	1	.900	2	0	0	---	0	0
12 BORSCH Artem.....	7	6	0	1	.857	0	2	0	1.000	0	0
1 LOPATA Artem.....	19	5	10	4	.789	1	0	0	---	0	0
33 BRECHKO Denys....	6	3	1	2	.667	1	0	0	---	0	0
3 BOIKO Roman.....	0	0	0	0	.000	0	0	0	---	0	0
16 BYTYAK Volodymyr.	0	0	0	0	.000	0	0	0	---	0	0
19 KILIEVICH Dmytro.	0	0	0	0	.000	0	0	0	---	0	0
Totals.....	118	81	29	8	.932	4	3	0	1.000	1	0
Opponents.....	131	81	42	8	.939	1	8	0	1.000	1	0

Hitting minimums - 1 Games 1.0 AB/Game 2.7 TPA/Game
Pitching minimums - 1 Games 1.5 IP/Game



EUROPEAN Championship

21U '12

BRNO / TREBIC, CZECH REPUBLIC • 25th / 29th JULY



Leaders Summary

European Championship 21U '12
Batting Leaders (as of Jul 27, 2012)
(All games)

Hitting minimums - 1 Games 1.0 AB/Game 2.7 TPA/Game
Pitching minimums - 1 Games 1.5 IP/Game

Batting avg

1. MENSIK Matej, CZE.....	.778
2. DUBOVY Arnost, CZE.....	.727
3. BORSCH Artem, UKR.....	.500
SYKORA Tomas, CZE.....	.500
5. SILA Petr, CZE.....	.455
KURGACHOV Arkadiy, RUS.....	.455
OBED Ferdinand, AUT.....	.455
BOKALETS Akosta Y, RUS.....	.455
9. LEFEVRE Maxime, FRA.....	.429
10. KULIK Artem, RUS.....	.400

Slugging pct

1. MENSIK Matej, CZE.....	1.667
2. DUBOVY Arnost, CZE.....	1.000
SYKORA Tomas, CZE.....	1.000
LEFEVRE Maxime, FRA.....	1.000
5. OBED Ferdinand, AUT.....	.818
6. KURGACHOV Arkadiy, RUS.....	.636
SILA Petr, CZE.....	.636
8. SUCHA Matej, CZE.....	.583
9. LIMARENKO Dmytro, UKR.....	.571
SALZMANN Benjamin, AUT.....	.571

On base pct

1. DUBOVY Arnost, CZE.....	.800
MENSIK Matej, CZE.....	.800
3. BORSCH Artem, UKR.....	.667
LEFEVRE Maxime, FRA.....	.667
5. VYKOUKAL Michael, CZE.....	.615
6. SYKORA Tomas, CZE.....	.600
7. BOKALETS Akosta Y, RUS.....	.571
WEISER Hubert, AUT.....	.571
9. KURGACHOV Arkadiy, RUS.....	.563
10. SEISER Claus, AUT.....	.545

Runs scored

1. HAJTMAR Adam, CZE.....	8
MENSIK Matej, CZE.....	8
3. CHROUST Premek, CZE.....	6
BORSCH Artem, UKR.....	6
5. KULIK Artem, RUS.....	5
WILLIAMS Omar, FRA.....	5
7. 10 tied at.....	4

Hits

1. DUBOVY Arnost, CZE.....	8
2. MENSIK Matej, CZE.....	7
3. LIMARENKO Dmytro, UKR.....	5
BOKALETS Akosta Y, RUS.....	5
KURGACHOV Arkadiy, RUS.....	5
OBED Ferdinand, AUT.....	5
SILA Petr, CZE.....	5
BORSCH Artem, UKR.....	5
9. 13 tied at.....	4

Runs batted in

1. DUBOVY Arnost, CZE.....	7
MENSIK Matej, CZE.....	7
3. CHROUST Premek, CZE.....	6
4. PATUREL Arthur, FRA.....	5
SYKORA Tomas, CZE.....	5
BOKALETS Akosta Y, RUS.....	5
7. SILA Petr, CZE.....	4
SUCHA Matej, CZE.....	4
VYKOUKAL Michael, CZE.....	4
LIMARENKO Dmytro, UKR.....	4

Doubles

1. SUCHA Matej, CZE.....	3
MENSIK Matej, CZE.....	3
3. SEREICIKAS Tomas, LTU.....	2
ATADZHANOV Nikita, RUS.....	2
SYKORA Tomas, CZE.....	2
WILLIAMS Omar, FRA.....	2
KURGACHOV Arkadiy, RUS.....	2
8. 19 tied at.....	1

Triples

1. OBED Ferdinand, AUT.....	2
LEFEVRE Maxime, FRA.....	2
3. 12 tied at.....	1

Home runs

1. MENSIK Matej, CZE.....	1
PATUREL Arthur, FRA.....	1

Total bases

1. MENSIK Matej, CZE.....	15
2. DUBOVY Arnost, CZE.....	11
3. OBED Ferdinand, AUT.....	9
4. LIMARENKO Dmytro, UKR.....	8
SYKORA Tomas, CZE.....	8
6. SILA Petr, CZE.....	7
LEFEVRE Maxime, FRA.....	7
SUCHA Matej, CZE.....	7
KURGACHOV Arkadiy, RUS.....	7
10.6 tied at.....	6

Walks

1. VYKOUKAL Michael, CZE.....	5
BORSCH Artem, UKR.....	5
3. MENSIK Matej, CZE.....	4
POLIAKOV Ievgenii, UKR.....	4
WEISER Hubert, AUT.....	4
SEISER Claus, AUT.....	4
KURGACHOV Arkadiy, RUS.....	4
CHROUST Premek, CZE.....	4
9. 7 tied at.....	3

Hit by pitch

1. LAKMECHE Theo, FRA.....	4
2. WEISER Hubert, AUT.....	2
DUBOVY Arnost, CZE.....	2
SYKORA Tomas, CZE.....	2
HAJTMAR Adam, CZE.....	2
LEFEVRE Maxime, FRA.....	2
VILLANUEVA Yannick, FRA.....	2
SALZMANN Benjamin, AUT.....	2
9. 16 tied at.....	1

Sac bunts

1. 12 tied at.....	1
--------------------	---

Sac flies

1. KURGACHOV Arkadiy, RUS.....	1
HACKL Moritz, AUT.....	1
NEZHIBORETS Olexiy, UKR.....	1
MENSIK Matej, CZE.....	1
VICENTE Simon, FRA.....	1
VILIMAS Kestas, LTU.....	1
SALZMANN Benjamin, AUT.....	1
POLIAKOV Ievgenii, UKR.....	1

Stolen bases

1. BORSCH Artem, UKR.....	5
2. POLIAKOV Ievgenii, UKR.....	3
KULIK Artem, RUS.....	3
LEFEVRE Maxime, FRA.....	3
5. VICENTE Simon, FRA.....	2
SIRGEDAS Lukas, LTU.....	2
COMBES Oscar, FRA.....	2
OBED Ferdinand, AUT.....	2
9. 14 tied at.....	1



EUROPEAN Championship

21U '12

BRNO / TREBIC, CZECH REPUBLIC • 25th / 29th JULY



Total plate appearances

1. KURGACHOV Arkadiy, RUS.....	16
VICENTE Simon, FRA.....	16
WILLIAMS Omar, FRA.....	16
LIMARENKO Dmytro, UKR.....	16
GEORGIEV Georgi, BUL.....	16
POLIAKOV Ievgenii, UKR.....	16
COMBES Oscar, FRA.....	16
DUBOVY Arnost, CZE.....	16
9. 5 tied at.....	15

At bats

1. GEORGIEV Georgi, BUL.....	15
2. ANDONOV Martin, BUL.....	14
LIMARENKO Dmytro, UKR.....	14
VICENTE Simon, FRA.....	14
WILLIAMS Omar, FRA.....	14
6. PENTEK Oliver, SVK.....	13
PATUREL Arthur, FRA.....	13
BOIKO Roman, UKR.....	13
ROMAN Martin, SVK.....	13
10. 9 tied at.....	12

Steal attempts

1. BORSCH Artem, UKR.....	5
2. LEFEVRE Maxime, FRA.....	4
3. KULIK Artem, RUS.....	3
POLIAKOV Ievgenii, UKR.....	3
5. SIRGEDAS Lukas, LTU.....	2
SUCHA Matej, CZE.....	2
VICENTE Simon, FRA.....	2
OBED Ferdinand, AUT.....	2
KURGACHOV Arkadiy, RUS.....	2
COMBES Oscar, FRA.....	2

Strikeouts

1. SETNICKA Robert, SVK.....	4
TALIR Dominik, AUT.....	4
DANKOVSKIS Arunas, LTU.....	4
SITAR Jaroslav, SVK.....	4
NOGA Michal, SVK.....	4
ARBOV Petar, BUL.....	4
MASLYGA Ihor, UKR.....	4
8. 19 tied at.....	3

Caught stealing

1. KURGACHOV Arkadiy, RUS.....	2
2. FRANCOIS Henri, FRA.....	1
MENSIK Matej, CZE.....	1
SUCHA Matej, CZE.....	1
OKASA Jakub, SVK.....	1
HACKL Moritz, AUT.....	1
LEFEVRE Maxime, FRA.....	1

Grounded into DP

1. DIMITROV Teodor, BUL.....	2
2. 15 tied at.....	1

Batting Analysis Leaders (as of Jul 27, 2012) (All games)

Hitting minimums - 1 Games	1.0 AB/Game	2.7 TPA/Game
Pitching minimums - 1 Games	1.5 IP/Game	

Avg vs left

1. LIMARENKO Dmytro, UKR.....	1.000
2. OBED Ferdinand, AUT.....	.667
3. ANDONOV Martin, BUL.....	.333
ATADZHANOV Nikita, RUS.....	.333
MANY Amin, AUT.....	.333
KOTLYAR Nikita, RUS.....	.333
BOKALETS Akosta Y, RUS.....	.333
KHOMYAKOV Daniil, RUS.....	.333
9. WEISER Hubert, AUT.....	.250
10. LOSCHY Christoph, AUT.....	.167

Avg vs right

1. MENSIK Matej, CZE.....	.778
2. DUBOVY Arnost, CZE.....	.727
3. KURGACHOV Arkadiy, RUS.....	.500
BOKALETS Akosta Y, RUS.....	.500
BORSCH Artem, UKR.....	.500
SYKORA Tomas, CZE.....	.500
LEFEVRE Maxime, FRA.....	.500
SEISER Claus, AUT.....	.500
9. SILA Petr, CZE.....	.455
10. DIMITROV Teodor, BUL.....	.444

Pct reach as leadoff

1. VICENTE Simon, FRA.....	1.000
WILLIAMS Omar, FRA.....	1.000
ATADZHANOV Nikita, RUS.....	1.000
BOKALETS Akosta Y, RUS.....	1.000
HAJTMAR Adam, CZE.....	1.000
MENSIK Matej, CZE.....	1.000
NEVERAUSKAS Dovyda, LTU.....	1.000
KHOMYAKOV Daniil, RUS.....	1.000
9. KURGACHOV Arkadiy, RUS.....	.833
10. BORSCH Artem, UKR.....	.750

Avg w/2 outs

1. KURGACHOV Arkadiy, RUS.....	1.000
KOLDUBA Vydmantas, LTU.....	1.000
MENSIK Matej, CZE.....	1.000
4. SAZAVSKY Richard, CZE.....	.667
ESMIR Michal, SVK.....	.667
WEISER Hubert, AUT.....	.667
7. DIMITROV Teodor, BUL.....	.600
8. LIMARENKO Dmytro, UKR.....	.500
CHROUST Premek, CZE.....	.500
DUBOVY Arnost, CZE.....	.500

Avg w/bases empty

1. SYKORA Tomas, CZE.....	1.000
SHMELEV Viacheslav, RUS.....	1.000
3. BOKALETS Akosta Y, RUS.....	.667
MENSIK Matej, CZE.....	.667
SEREICIKAS Tomas, LTU.....	.667
NEVERAUSKAS Dovyda, LTU.....	.667
7. PATUREL Arthur, FRA.....	.500
SILA Petr, CZE.....	.500
DUBOVY Arnost, CZE.....	.500
OBED Ferdinand, AUT.....	.500

Avg w/runners

1. DUBOVY Arnost, CZE.....	.857
2. MENSIK Matej, CZE.....	.833
3. SADAUNYKAS Justina, LTU.....	.667
4. PITCHER Andy, FRA.....	.500
KURGACHOV Arkadiy, RUS.....	.500
BORSCH Artem, UKR.....	.500
CHERNOZEMSKY Evgen, BUL.....	.500
SEISER Claus, AUT.....	.500
LEFEVRE Maxime, FRA.....	.500
SALZMANN Benjamin, AUT.....	.500

Avg w/bases loaded

1. POLIAKOV Ievgenii, UKR.....	1.000
BOKALETS Akosta Y, RUS.....	1.000
OBED Ferdinand, AUT.....	1.000
HACKL Moritz, AUT.....	1.000
DUBOVY Arnost, CZE.....	1.000
BRABEC Matej, CZE.....	1.000
7. PATUREL Arthur, FRA.....	.500
CHROUST Premek, CZE.....	.500
SALZMANN Benjamin, AUT.....	.500
SEISER Claus, AUT.....	.500

Avg w/RBI ops

1. STOVBA Bogdan, UKR.....	1.000
2. DUBOVY Arnost, CZE.....	.833
3. MENSIK Matej, CZE.....	.750
4. SALZMANN Benjamin, AUT.....	.667
5. PENTEK Oliver, SVK.....	.500
OBED Ferdinand, AUT.....	.500
BOSY Martin, SVK.....	.500
KOLDUBA Vydmantas, LTU.....	.500
BORSCH Artem, UKR.....	.500
CHERNOZEMSKY Evgen, BUL.....	.500

Pct adv runners

1. ARBOV Petar, BUL.....	1.000
2. MENSIK Matej, CZE.....	.875
3. ESMIR Michal, SVK.....	.833
4. DUBOVY Arnost, CZE.....	.818
SILA Petr, CZE.....	.818
6. KURGACHOV Arkadiy, RUS.....	.800
SEISER Claus, AUT.....	.800
8. WILLIAMS Omar, FRA.....	.750
POLIAKOV Ievgenii, UKR.....	.750
CHROUST Premek, CZE.....	.750

Pinch hitting avg

1. DRAGOEV Ilyan, BUL.....	1.000
CHIMEV Miroslav, BUL.....	1.000
SHMELEV Viacheslav, RUS.....	1.000
ZHANTALAI Yevhen, UKR.....	1.000
5. NEVERIL David, CZE.....	.000
ORALEK Jan, CZE.....	.000
VILLANUEVA Yannick, FRA.....	.000
SOLOPOV Ivan, RUS.....	.000
TALAKIN Pavel, RUS.....	.000
OROZOV Roman, BUL.....	.000

Pinch hit at bats

1. 16 tied at.....	1
--------------------	---

Pinch hits

1. DRAGOEV Ilyan, BUL.....	1
CHIMEV Miroslav, BUL.....	1
SHMELEV Viacheslav, RUS.....	1
ZHANTALAI Yevhen, UKR.....	1



EUROPEAN Championship

21U '12

BRNO / TREBIC, CZECH REPUBLIC • 25th / 29th JULY



2-out RBIs

1. DUBOVY Arnost, CZE.....	3
2. DIMITROV Teodor, BUL.....	2
WEISER Hubert, AUT.....	2
MENSIK Matej, CZE.....	2
SYKORA Tomas, CZE.....	2
BRABEC Matej, CZE.....	2
SAZAVSKY Richard, CZE.....	2
SALZMANN Benjamin, AUT.....	2
LOSCHY Christoph, AUT.....	2
10.16 tied at.....	1

Runners advanced

1. SILA Petr, CZE.....	5
COMBES Oscar, FRA.....	5
KURGACHOV Arkadiy, RUS.....	5
4. VICENTE Simon, FRA.....	4
MARTUNAS Gytis, LTU.....	4
6. 8 tied at.....	3

Runners left on base

1. PITCHER Andy, FRA.....	7
2. LOSCHY Christoph, AUT.....	6
BOIKO Roman, UKR.....	6
4. PATUREL Arthur, FRA.....	5
TALIR Dominik, AUT.....	5
KARAGANOV Antonio, BUL.....	5
NEZHIBORETS Olexiy, UKR....	5
8. 11 tied at.....	4

Fly outs

1. LOSCHY Christoph, AUT.....	5
COMBES Oscar, FRA.....	5
PENTEK Oliver, SVK.....	5
SAZAVSKY Richard, CZE.....	5
POLIAKOV Ievgenii, UKR.....	5
GEORGIEV Georgi, BUL.....	5
HACKL Moritz, AUT.....	5
8. 9 tied at.....	4

Ground outs

1. SILA Petr, CZE.....	7
2. ROMAN Martin, SVK.....	6
DIMITROV Teodor, BUL.....	6
SIRGEDAS Lukas, LTU.....	6
5. 11 tied at.....	5

Fly outs/Ground outs

1. STOVBA Bogdan, UKR.....	99.00
SADAUNYKAS Justina, LTU....	99.00
3. ATADZHANOV Nikita, RUS.....	4.00
SUCHA Matej, CZE.....	4.00
SEREICIKAS Tomas, LTU.....	4.00
6. BOKALETS Akosta Y, RUS.....	3.00
OKASA Jakub, SVK.....	3.00
8. SAZAVSKY Richard, CZE.....	2.50
LOSCHY Christoph, AUT.....	2.50
HACKL Moritz, AUT.....	2.50

Ground outs/Fly outs

1. ESMIR Michal, SVK.....	99.00
SILA Petr, CZE.....	99.00
MASLYGA Ihor, UKR.....	99.00
SYKORA Tomas, CZE.....	99.00
LAKMECHE Theo, FRA.....	99.00
KHOMYAKOV Daniil, RUS.....	99.00
7. DIMITROV Teodor, BUL.....	6.00
8. LIMARENKO Dmytro, UKR.....	5.00
KARASHTRANOV Nikol, BUL....	5.00
10. AGAPOV Artem, UKR.....	4.00

Batting Per-Game Leaders (as of Jul 27, 2012)

(All games)

Hitting minimums - 1 Games	1.0 AB/Game	2.7 TPA/Game
Pitching minimums - 1 Games	1.5 IP/Game	

Hits per game

1. DUBOVY Arnost, CZE.....	2.67
2. MENSIK Matej, CZE.....	2.33
3. LIMARENKO Dmytro, UKR.....	1.67
KURGACHOV Arkadiy, RUS.....	1.67
BOKALETS Akosta Y, RUS.....	1.67
SILA Petr, CZE.....	1.67
OBED Ferdinand, AUT.....	1.67
BORSCH Artem, UKR.....	1.67
9. WILLIAMS Omar, FRA.....	1.33
VICENTE Simon, FRA.....	1.33

Runs scored per game

1. HAJTMAR Adam, CZE.....	2.67
MENSIK Matej, CZE.....	2.67
3. CHROUST Premek, CZE.....	2.00
BORSCH Artem, UKR.....	2.00
5. WILLIAMS Omar, FRA.....	1.67
KULIK Artem, RUS.....	1.67
7. SAZAVSKY Richard, CZE.....	1.33
SILA Petr, CZE.....	1.33
BOKALETS Akosta Y, RUS.....	1.33
KURGACHOV Arkadiy, RUS.....	1.33

Doubles per game

1. SUCHA Matej, CZE.....	1.00
MENSIK Matej, CZE.....	1.00
3. WILLIAMS Omar, FRA.....	0.67
ATADZHANOV Nikita, RUS.....	0.67
KURGACHOV Arkadiy, RUS.....	0.67
SEREICIKAS Tomas, LTU.....	0.67
SYKORA Tomas, CZE.....	0.67
8. GEORGIEV Georgi, BUL.....	0.33
LIMARENKO Dmytro, UKR.....	0.33
BOIKO Roman, UKR.....	0.33

Triples per game

1. OBED Ferdinand, AUT.....	0.67
LEFEVRE Maxime, FRA.....	0.67
3. LIMARENKO Dmytro, UKR.....	0.33
SAZAVSKY Richard, CZE.....	0.33
MANY Amin, AUT.....	0.33
CHROUST Premek, CZE.....	0.33
DUBOVY Arnost, CZE.....	0.33
SILA Petr, CZE.....	0.33
MASLYGA Ihor, UKR.....	0.33
MENSIK Matej, CZE.....	0.33

Homers per game

1. PATUREL Arthur, FRA.....	0.33
MENSIK Matej, CZE.....	0.33
3. GEORGIEV Georgi, BUL.....	0.00
VICENTE Simon, FRA.....	0.00
ANDONOV Martin, BUL.....	0.00
LIMARENKO Dmytro, UKR.....	0.00
WILLIAMS Omar, FRA.....	0.00
PENTEK Oliver, SVK.....	0.00
BOIKO Roman, UKR.....	0.00
ROMAN Martin, SVK.....	0.00

RBIs per game

1. DUBOVY Arnost, CZE.....	2.33
MENSIK Matej, CZE.....	2.33
3. CHROUST Premek, CZE.....	2.00
4. PATUREL Arthur, FRA.....	1.67
BOKALETS Akosta Y, RUS.....	1.67
SYKORA Tomas, CZE.....	1.67
7. LIMARENKO Dmytro, UKR.....	1.33
SUCHA Matej, CZE.....	1.33
SILA Petr, CZE.....	1.33
VYKOUKAL Michael, CZE.....	1.33

Stolen bases per game

1. BORSCH Artem, UKR.....	1.67
2. POLIAKOV Ievgenii, UKR.....	1.00
KULIK Artem, RUS.....	1.00
LEFEVRE Maxime, FRA.....	1.00
5. VICENTE Simon, FRA.....	0.67
COMBES Oscar, FRA.....	0.67
OBED Ferdinand, AUT.....	0.67
8. GEORGIEV Georgi, BUL.....	0.33
SUCHA Matej, CZE.....	0.33
SAZAVSKY Richard, CZE.....	0.33

Walks per game

1. BORSCH Artem, UKR.....	1.67
VYKOUKAL Michael, CZE.....	1.67
3. CHROUST Premek, CZE.....	1.33
POLIAKOV Ievgenii, UKR.....	1.33
KURGACHOV Arkadiy, RUS.....	1.33
MENSIK Matej, CZE.....	1.33
WEISER Hubert, AUT.....	1.33
SEISER Claus, AUT.....	1.33
9. COMBES Oscar, FRA.....	1.00
KOTLYAR Nikita, RUS.....	1.00

Strikeouts per game

1. KURGACHOV Arkadiy, RUS.....	0.00
POLIAKOV Ievgenii, UKR.....	0.00
SILA Petr, CZE.....	0.00
OBED Ferdinand, AUT.....	0.00
LOSCHY Christoph, AUT.....	0.00
KULIK Artem, RUS.....	0.00
BORSCH Artem, UKR.....	0.00
LOPATA Artem, UKR.....	0.00
NEVERAUSKAS Dovyda, LTU....	0.00
SALZMANN Benjamin, AUT.....	0.00



EUROPEAN Championship

21U '12

BRNO / TREBIC, CZECH REPUBLIC • 25th / 29th JULY



At bats per game

1. GEORGIEV Georgi, BUL.....	5.00
2. VICENTE Simon, FRA.....	4.67
LIMARENKO Dmytro, UKR.....	4.67
WILLIAMS Omar, FRA.....	4.67
ANDONOV Martin, BUL.....	4.67
6. NEZHIBORETS Olexiy, UKR....	4.50
7. PATUREL Arthur, FRA.....	4.33
ROMAN Martin, SVK.....	4.33
BOIKO Roman, UKR.....	4.33
PENTEK Oliver, SVK.....	4.33

Plate appearances/game

1. NEZHIBORETS Olexiy, UKR....	5.50
2. GEORGIEV Georgi, BUL.....	5.33
LIMARENKO Dmytro, UKR.....	5.33
WILLIAMS Omar, FRA.....	5.33
VICENTE Simon, FRA.....	5.33
COMBES Oscar, FRA.....	5.33
DUBOVY Arnost, CZE.....	5.33
POLIAKOV Ievgenii, UKR.....	5.33
KURGACHOV Arkadiy, RUS.....	5.33
10. ANDONOV Martin, BUL.....	5.00

Pitching Leaders (as of Jul 27, 2012) (All games)

Hitting minimums - 1 Games	1.0 AB/Game	2.7 TPA/Game
Pitching minimums - 1 Games	1.5 IP/Game	

Earned run avg

1. KOROL'OV Kostyanty, UKR....	0.00
TOMEK Jan, CZE.....	0.00
TYLER Maxwell, FRA.....	0.00
LOBANOV Nikita, RUS.....	0.00
SEMENOV Dmitry, RUS.....	0.00
MOTTAY Jonathan, FRA.....	0.00
7. SHEVCHENKO Maksim, RUS....	1.23
8. NOGA Michal, SVK.....	1.86
9. CHERNOZEMSKY Evgen, BUL....	2.16
10. MAYFAT Roman, UKR.....	2.57

Opposing bat avg

1. TOMEK Jan, CZE.....	.000
2. SEMENOV Dmitry, RUS.....	.045
3. VICENS Hugo, FRA.....	.071
4. KOROL'OV Kostyanty, UKR....	.074
5. TYLER Maxwell, FRA.....	.087
6. LOBANOV Nikita, RUS.....	.095
7. MOTTAY Jonathan, FRA.....	.125
8. CHERNOZEMSKY Evgen, BUL....	.161
9. SHEVCHENKO Maksim, RUS....	.172
10. BOSANSKY Marek, SVK.....	.174

Innings pitched

1. NOGA Michal, SVK.....	9.2
2. CHERNOZEMSKY Evgen, BUL....	8.1
KOROL'OV Kostyanty, UKR....	8.1
4. SHEVCHENKO Maksim, RUS....	7.1
5. TYLER Maxwell, FRA.....	7.0
SEMENOV Dmitry, RUS.....	7.0
LOBANOV Nikita, RUS.....	7.0
MAYFAT Roman, UKR.....	7.0
TOMEK Jan, CZE.....	7.0
DIMITROV Teodor, BUL.....	7.0

Batters struck out

1. KOROL'OV Kostyanty, UKR....	11
2. LOBANOV Nikita, RUS.....	10
3. SEMENOV Dmitry, RUS.....	9
4. VILIMAS Robertas, LTU.....	8
5. MAYFAT Roman, UKR.....	7
6. BOSANSKY Marek, SVK.....	6
CHERNOZEMSKY Evgen, BUL....	6
8. 6 tied at.....	5

Batters SO out looking

1. KOROL'OV Kostyanty, UKR....	4
TYLER Maxwell, FRA.....	4
MAYFAT Roman, UKR.....	4
SEMENOV Dmitry, RUS.....	4
5. TOMEK Jan, CZE.....	3
HIRNSCHAL Fabian, AUT.....	3
LOBANOV Nikita, RUS.....	3
8. 5 tied at.....	2

Wins

1. 12 tied at.....	1
--------------------	---

Saves

1. ZIMMERLE Felix, AUT.....	1
-----------------------------	---

Appearances

1. DIMITROV Teodor, BUL.....	3
2. STRAPKO Martin, SVK.....	2
VILIMAS Robertas, LTU.....	2
HIRNSCHAL Fabian, AUT.....	2
ANDONOV Martin, BUL.....	2
UHNAVY David, SVK.....	2
7. 51 tied at.....	1

Games started

1. 24 tied at.....	1
--------------------	---

Games finished

1. DIMITROV Teodor, BUL.....	3
2. 20 tied at.....	1

Games in relief

1. DIMITROV Teodor, BUL.....	3
2. UHNAVY David, SVK.....	2
HIRNSCHAL Fabian, AUT.....	2
STRAPKO Martin, SVK.....	2
5. 31 tied at.....	1

Sac bunts allowed

1. VILIMAS Robertas, LTU.....	2
MAYFAT Roman, UKR.....	2
3. PETKOV Petyo, BUL.....	1
SECLEPPE Eloi, FRA.....	1
CERVENKA Marek, CZE.....	1
HIRNSCHAL Fabian, AUT.....	1
NOGA Michal, SVK.....	1
STRAPKO Martin, SVK.....	1
ALZINGER Richard, AUT.....	1
ZIMMERLE Felix, AUT.....	1

Sac flies allowed

1. DIMITROV Teodor, BUL.....	2
2. ALZINGER Richard, AUT.....	1
BODET Benjamin, FRA.....	1
MARTUNAS Gytis, LTU.....	1
HIRNSCHAL Fabian, AUT.....	1
SCHNEIDER Michael, AUT.....	1
ANDONOV Martin, BUL.....	1

Losses

1. 12 tied at.....	1
--------------------	---

Runners picked off

1. VICENS Hugo, FRA.....	1
LOBANOV Nikita, RUS.....	1



EUROPEAN Championship

21U '12

BRNO / TREBIC, CZECH REPUBLIC • 25th / 29th JULY



Wild pitches

1. DIMITROV Teodor, BUL.....	2
2. 12 tied at.....	1

Balks

1. MARTUNAS Gytis, LTU.....	2
2. KILIEVICH Dmytro, UKR.....	1
OKASA Jakub, SVK.....	1
SEREICIKAS Tomas, LTU.....	1

Hit batters

1. SOBOTKA Michal, CZE.....	4
2. VILIMAS Robertas, LTU.....	2
CERVENKA Marek, CZE.....	2
SECLEPPE Eloi, FRA.....	2
NEVERAUSKAS Dovyda, LTU....	2
VICENS Hugo, FRA.....	2
SADAUNYKAS Justina, LTU....	2
MICHALSKIS Tomas, LTU.....	2
9. 16 tied at.....	1

Intentional BB allowed

1. TOMEK Jan, CZE.....	0
SEMENOV Dmitry, RUS.....	0
MOTTAY Jonathan, FRA.....	0
TYLER Maxwell, FRA.....	0
LOBANOV Nikita, RUS.....	0
KOROL'OV Kostyant, UKR....	0
7. SHEVCHENKO Maksim, RUS....	1
8. BOSANSKY Marek, SVK.....	2
IZOLD Jakub, SVK.....	2
CHERNOZEMSKY Evgen, BUL....	2

Hits allowed

1. TOMEK Jan, CZE.....	0
2. SEMENOV Dmitry, RUS.....	1
VICENS Hugo, FRA.....	1
4. KOROL'OV Kostyant, UKR....	2
LOBANOV Nikita, RUS.....	2
TYLER Maxwell, FRA.....	2
MOTTAY Jonathan, FRA.....	2
8. IZOLD Jakub, SVK.....	4
BOSANSKY Marek, SVK.....	4
DIMITROV Teodor, BUL.....	4

Runs allowed

1. TOMEK Jan, CZE.....	0
SEMENOV Dmitry, RUS.....	0
MOTTAY Jonathan, FRA.....	0
TYLER Maxwell, FRA.....	0
LOBANOV Nikita, RUS.....	0
6. KOROL'OV Kostyant, UKR....	1
7. IZOLD Jakub, SVK.....	2
VICENS Hugo, FRA.....	2
MAYFAT Roman, UKR.....	2
SHEVCHENKO Maksim, RUS....	2

Earned runs allowed

1. TOMEK Jan, CZE.....	0
SEMENOV Dmitry, RUS.....	0
MOTTAY Jonathan, FRA.....	0
TYLER Maxwell, FRA.....	0
LOBANOV Nikita, RUS.....	0
KOROL'OV Kostyant, UKR....	0
7. SHEVCHENKO Maksim, RUS....	1
8. BOSANSKY Marek, SVK.....	2
IZOLD Jakub, SVK.....	2
CHERNOZEMSKY Evgen, BUL....	2

Walks allowed

1. DIMITROV Teodor, BUL.....	1
MAYFAT Roman, UKR.....	1
MOTTAY Jonathan, FRA.....	1
4. TYLER Maxwell, FRA.....	2
SEMENOV Dmitry, RUS.....	2
SADAUNYKAS Justina, LTU....	2
LOBANOV Nikita, RUS.....	2
8. PETKOV Petyo, BUL.....	3
SOBOTKA Michal, CZE.....	3
TOMEK Jan, CZE.....	3

Doubles allowed

1. BOSANSKY Marek, SVK.....	0
VICENS Hugo, FRA.....	0
SHEVCHENKO Maksim, RUS....	0
TOMEK Jan, CZE.....	0
MOTTAY Jonathan, FRA.....	0
LOBANOV Nikita, RUS.....	0
TYLER Maxwell, FRA.....	0
SEMENOV Dmitry, RUS.....	0
SADAUNYKAS Justina, LTU....	0
10.VILIMAS Robertas, LTU.....	1

Triples allowed

1. ANDONOV Martin, BUL.....	0
NOGA Michal, SVK.....	0
BOSANSKY Marek, SVK.....	0
PETKOV Petyo, BUL.....	0
VICENS Hugo, FRA.....	0
TOMEK Jan, CZE.....	0
MOTTAY Jonathan, FRA.....	0
LOBANOV Nikita, RUS.....	0
TYLER Maxwell, FRA.....	0
SEMENOV Dmitry, RUS.....	0

Home runs allowed

1. ANDONOV Martin, BUL.....	0
NOGA Michal, SVK.....	0
BOSANSKY Marek, SVK.....	0
PETKOV Petyo, BUL.....	0
VICENS Hugo, FRA.....	0
TOMEK Jan, CZE.....	0
MOTTAY Jonathan, FRA.....	0
LOBANOV Nikita, RUS.....	0
TYLER Maxwell, FRA.....	0
SEMENOV Dmitry, RUS.....	0

Pitching Analysis Leaders (as of Jul 27, 2012) (All games)

Hitting minimums - 1 Games	1.0 AB/Game
Pitching minimums - 1 Games	1.5 IP/Game

2.7 TPA/Game

B/avg vs left

1. NOGA Michal, SVK.....	.000
CHERNOZEMSKY Evgen, BUL....	.000
SHEVCHENKO Maksim, RUS....	.000
MAYFAT Roman, UKR.....	.000
BOSANSKY Marek, SVK.....	.000
SEMENOV Dmitry, RUS.....	.000
7. PETKOV Petyo, BUL.....	.000
ALZINGER Richard, AUT.....	.000
TYLER Maxwell, FRA.....	.000
DIMITROV Teodor, BUL.....	.000

B/avg vs right

1. TOMEK Jan, CZE.....	.000
2. SEMENOV Dmitry, RUS.....	.045
3. KOROL'OV Kostyant, UKR....	.050
4. VICENS Hugo, FRA.....	.077
5. TYLER Maxwell, FRA.....	.091
6. LOBANOV Nikita, RUS.....	.111
7. SCHNEIDER Michael, AUT....	.143
8. CHERNOZEMSKY Evgen, BUL....	.161
9. SHEVCHENKO Maksim, RUS....	.172
10.BOSANSKY Marek, SVK.....	.174

B/avg vs leadoff

1. KOROL'OV Kostyant, UKR....	.000
TYLER Maxwell, FRA.....	.000
MOTTAY Jonathan, FRA.....	.000
4. VICENS Hugo, FRA.....	.200
5. NOGA Michal, SVK.....	.222
6. SHEVCHENKO Maksim, RUS....	.250
MAYFAT Roman, UKR.....	.250
DIMITROV Teodor, BUL.....	.250
9. LOBANOV Nikita, RUS.....	.286
TOMEK Jan, CZE.....	.286

B/avg w/2 outs

1. CHERNOZEMSKY Evgen, BUL....	.000
PETKOV Petyo, BUL.....	.000
TYLER Maxwell, FRA.....	.000
SOBOTKA Michal, CZE.....	.000
SEMENOV Dmitry, RUS.....	.000
TOMEK Jan, CZE.....	.000
7. ANDONOV Martin, BUL.....	.111
8. KOROL'OV Kostyant, UKR....	.125
9. BOSANSKY Marek, SVK.....	.143
DIMITROV Teodor, BUL.....	.143

B/avg w/runners

1. TOMEK Jan, CZE.....	.000
SEMENOV Dmitry, RUS.....	.000
3. CHERNOZEMSKY Evgen, BUL....	.071
4. TYLER Maxwell, FRA.....	.111
5. BOSANSKY Marek, SVK.....	.133
6. IZOLD Jakub, SVK.....	.143
7. KOROL'OV Kostyant, UKR....	.167
LOBANOV Nikita, RUS.....	.167
9. PETKOV Petyo, BUL.....	.176
10.SOBOTKA Michal, CZE.....	.182

Fly ball outs

1. SHEVCHENKO Maksim, RUS....	9
2. ALZINGER Richard, AUT.....	8
NOGA Michal, SVK.....	8
DIMITROV Teodor, BUL.....	8
5. TOMEK Jan, CZE.....	7
SEMENOV Dmitry, RUS.....	7
7. SOBOTKA Michal, CZE.....	6
CHERNOZEMSKY Evgen, BUL....	6
TYLER Maxwell, FRA.....	6
ANDONOV Martin, BUL.....	6



EUROPEAN Championship

21U '12

BRNO / TREBIC, CZECH REPUBLIC • 25th / 29th JULY



Ground ball outs

1. NOGA Michal, SVK.....	15
2. CHERNOZEMSKY Evgen, BUL.....	12
3. PETKOV Petyo, BUL.....	10
TYLER Maxwell, FRA.....	10
SHEVCHENKO Maksim, RUS.....	10
MAYFAT Roman, UKR.....	10
7. TOMEK Jan, CZE.....	9
8. 6 tied at.....	8

Fly/Ground outs

1. SEMENOV Dmitry, RUS.....	1.75
2. ALZINGER Richard, AUT.....	1.60
3. DIMITROV Teodor, BUL.....	1.14
4. SADAUNYKAS Justina, LTU....	1.00
SOBOTKA Michal, CZE.....	1.00
6. SHEVCHENKO Maksim, RUS.....	0.90
7. VICENS Hugo, FRA.....	0.83
8. TOMEK Jan, CZE.....	0.78
9. ANDONOV Martin, BUL.....	0.75
10. IZOLD Jakub, SVK.....	0.71

Ground/Fly outs

1. PETKOV Petyo, BUL.....	3.33
2. VILIMAS Robertas, LTU.....	2.67
3. MAYFAT Roman, UKR.....	2.50
4. CHERNOZEMSKY Evgen, BUL....	2.00
BOSANSKY Marek, SVK.....	2.00
HIRNSCHAL Fabian, AUT.....	2.00
SCHNEIDER Michael, AUT.....	2.00
8. NOGA Michal, SVK.....	1.88
9. TYLER Maxwell, FRA.....	1.67
LOBANOV Nikita, RUS.....	1.67

Fly outs/game

1. ALZINGER Richard, AUT.....	12.00
2. SOBOTKA Michal, CZE.....	11.57
3. SHEVCHENKO Maksim, RUS.....	11.05
4. DIMITROV Teodor, BUL.....	10.29
5. MOTTAY Jonathan, FRA.....	9.64
6. TOMEK Jan, CZE.....	9.00
SEMENOV Dmitry, RUS.....	9.00
8. VICENS Hugo, FRA.....	8.44
9. ANDONOV Martin, BUL.....	8.10
10. TYLER Maxwell, FRA.....	7.71

Ground outs/game

1. PETKOV Petyo, BUL.....	15.00
2. SCHNEIDER Michael, AUT.....	14.40
HIRNSCHAL Fabian, AUT.....	14.40
4. NOGA Michal, SVK.....	13.97
5. MOTTAY Jonathan, FRA.....	13.50
6. CHERNOZEMSKY Evgen, BUL....	12.96
7. MAYFAT Roman, UKR.....	12.86
TYLER Maxwell, FRA.....	12.86
9. SHEVCHENKO Maksim, RUS.....	12.27
10. BOSANSKY Marek, SVK.....	12.00

Pitching Per-Game leaders (as of Jul 27, 2012)

(All games)

Hitting minimums - 1 Games	1.0 AB/Game	2.7 TPA/Game
Pitching minimums - 1 Games	1.5 IP/Game	

Innings per game

1. NOGA Michal, SVK.....	9.67
2. KOROL'OV Kostyant, UKR....	8.33
CHERNOZEMSKY Evgen, BUL....	8.33
4. SHEVCHENKO Maksim, RUS.....	7.33
5. TOMEK Jan, CZE.....	7.00
LOBANOV Nikita, RUS.....	7.00
MAYFAT Roman, UKR.....	7.00
TYLER Maxwell, FRA.....	7.00
SEMENOV Dmitry, RUS.....	7.00
10. ALZINGER Richard, AUT.....	6.00

Strikeouts/game

1. LOBANOV Nikita, RUS.....	12.86
2. KOROL'OV Kostyant, UKR....	11.88
3. SEMENOV Dmitry, RUS.....	11.57
4. VILIMAS Robertas, LTU.....	11.37
5. MAYFAT Roman, UKR.....	9.00
BOSANSKY Marek, SVK.....	9.00
SADAUNYKAS Justina, LTU....	9.00
8. PETKOV Petyo, BUL.....	7.50
9. ANDONOV Martin, BUL.....	6.75
10. CHERNOZEMSKY Evgen, BUL....	6.48

Walks allowed/game

1. MAYFAT Roman, UKR.....	1.29
DIMITROV Teodor, BUL.....	1.29
3. MOTTAY Jonathan, FRA.....	1.93
4. LOBANOV Nikita, RUS.....	2.57
SEMENOV Dmitry, RUS.....	2.57
TYLER Maxwell, FRA.....	2.57
7. NOGA Michal, SVK.....	2.79
8. KOROL'OV Kostyant, UKR....	3.24
9. SADAUNYKAS Justina, LTU....	3.60
10. TOMEK Jan, CZE.....	3.86

Doubles allowed/game

1. SHEVCHENKO Maksim, RUS.....	0.00
TYLER Maxwell, FRA.....	0.00
LOBANOV Nikita, RUS.....	0.00
SEMENOV Dmitry, RUS.....	0.00
TOMEK Jan, CZE.....	0.00
BOSANSKY Marek, SVK.....	0.00
VICENS Hugo, FRA.....	0.00
SADAUNYKAS Justina, LTU....	0.00
MOTTAY Jonathan, FRA.....	0.00
10. KOROL'OV Kostyant, UKR....	1.08

Triples allowed/game

1. NOGA Michal, SVK.....	0.00
CHERNOZEMSKY Evgen, BUL....	0.00
KOROL'OV Kostyant, UKR....	0.00
TYLER Maxwell, FRA.....	0.00
LOBANOV Nikita, RUS.....	0.00
DIMITROV Teodor, BUL.....	0.00
SEMENOV Dmitry, RUS.....	0.00
TOMEK Jan, CZE.....	0.00
MAYFAT Roman, UKR.....	0.00
ANDONOV Martin, BUL.....	0.00

Homers allowed/game

1. NOGA Michal, SVK.....	0.00
CHERNOZEMSKY Evgen, BUL....	0.00
KOROL'OV Kostyant, UKR....	0.00
SHEVCHENKO Maksim, RUS.....	0.00
TOMEK Jan, CZE.....	0.00
MAYFAT Roman, UKR.....	0.00
DIMITROV Teodor, BUL.....	0.00
LOBANOV Nikita, RUS.....	0.00
TYLER Maxwell, FRA.....	0.00
SEMENOV Dmitry, RUS.....	0.00

Batters faced/game

1. HIRNSCHAL Fabian, AUT.....	54.00
2. SOBOTKA Michal, CZE.....	50.14
3. VILIMAS Robertas, LTU.....	49.74
4. SCHNEIDER Michael, AUT.....	46.80
5. PETKOV Petyo, BUL.....	46.50
6. ANDONOV Martin, BUL.....	45.90
7. ALZINGER Richard, AUT.....	43.50
8. BOSANSKY Marek, SVK.....	42.00
9. SHEVCHENKO Maksim, RUS.....	41.73
10. SADAUNYKAS Justina, LTU....	39.60

Hits allowed/game

1. TOMEK Jan, CZE.....	0.00
2. SEMENOV Dmitry, RUS.....	1.29
3. VICENS Hugo, FRA.....	1.69
4. KOROL'OV Kostyant, UKR....	2.16
5. TYLER Maxwell, FRA.....	2.57
LOBANOV Nikita, RUS.....	2.57
7. MOTTAY Jonathan, FRA.....	3.86
8. DIMITROV Teodor, BUL.....	5.14
9. CHERNOZEMSKY Evgen, BUL....	5.40
10. BOSANSKY Marek, SVK.....	6.00

Runs allowed/game

1. SEMENOV Dmitry, RUS.....	0.00
TOMEK Jan, CZE.....	0.00
TYLER Maxwell, FRA.....	0.00
LOBANOV Nikita, RUS.....	0.00
MOTTAY Jonathan, FRA.....	0.00
6. KOROL'OV Kostyant, UKR....	1.08
7. SHEVCHENKO Maksim, RUS.....	2.45
8. MAYFAT Roman, UKR.....	2.57
9. IZOLD Jakub, SVK.....	3.00
10. CHERNOZEMSKY Evgen, BUL....	3.24

Earned runs/game

1. KOROL'OV Kostyant, UKR....	0.00
LOBANOV Nikita, RUS.....	0.00
TOMEK Jan, CZE.....	0.00
TYLER Maxwell, FRA.....	0.00
SEMENOV Dmitry, RUS.....	0.00
MOTTAY Jonathan, FRA.....	0.00
7. SHEVCHENKO Maksim, RUS.....	1.23
8. NOGA Michal, SVK.....	1.86
9. CHERNOZEMSKY Evgen, BUL....	2.16
10. MAYFAT Roman, UKR.....	2.57



EUROPEAN Championship 21U '12

BRNO / TREBIC, CZECH REPUBLIC • 25th / 29th JULY



Fielding Leaders (as of Jul 27, 2012) (All games)

Hitting minimums - 1 Games

Pitching minimums - 1 Games 1.5 IP/Game

Fielding pct

1. VICENTE Simon, FRA.....	1.000
OKASA Jakub, SVK.....	1.000
LIMARENKO Dmytro, UKR.....	1.000
STOVBA Bogdan, UKR.....	1.000
NEVERAUSKAS Dovyda, LTU....	1.000
BOSY Martin, SVK.....	1.000
KULIK Artem, RUS.....	1.000
VYKOUKAL Michael, CZE.....	1.000
KOTLYAR Nikita, RUS.....	1.000
WILLIAMS Omar, FRA.....	1.000

Assists

1. CHERNOZEMSKY Evgen, BUL....	14
WILLIAMS Omar, FRA.....	14
3. SEISER Claus, AUT.....	12
4. BOKALETS Akosta Y, RUS.....	11
5. LOPATA Artem, UKR.....	10
6. ARBOV Petar, BUL.....	9
NOGA Michal, SVK.....	9
8. 4 tied at.....	8

Catchers interference

1. LAKMECHE Theo, FRA.....	1
----------------------------	---

Caught stealing by

1. HACKL Moritz, AUT.....	2
2. 12 tied at.....	1

Chances

1. VICENTE Simon, FRA.....	40
2. OKASA Jakub, SVK.....	33
3. LIMARENKO Dmytro, UKR.....	32
4. DIMITROV Teodor, BUL.....	27
5. SUCHA Matej, CZE.....	24
6. ALTENEDER Armin, AUT.....	23
STOVBA Bogdan, UKR.....	23
8. CHERNOZEMSKY Evgen, BUL....	22
9. VILIMAS Kestas, LTU.....	20
LAKMECHE Theo, FRA.....	20

Fielding double plays

1. VICENTE Simon, FRA.....	5
2. LIMARENKO Dmytro, UKR.....	4
3. BOKALETS Akosta Y, RUS.....	3
WILLIAMS Omar, FRA.....	3
KULIK Artem, RUS.....	3
6. 8 tied at.....	2

Steal attempts against

1. VILIMAS Kestas, LTU.....	8
2. HACKL Moritz, AUT.....	7
3. ANANIEV Alexander, BUL.....	6
4. VYKOUKAL Michael, CZE.....	4
MARTUNAS Gytis, LTU.....	4
BOSY Martin, SVK.....	4
LAKMECHE Theo, FRA.....	4
8. 4 tied at.....	3

Errors

1. ESMIR Michal, SVK.....	5
2. LOPATA Artem, UKR.....	4
KOLDUBA Vydmantas, LTU....	4
4. CHERNOZEMSKY Evgen, BUL....	3
5. 8 tied at.....	2

Putouts

1. VICENTE Simon, FRA.....	36
2. OKASA Jakub, SVK.....	31
3. LIMARENKO Dmytro, UKR.....	30
4. STOVBA Bogdan, UKR.....	22
DIMITROV Teodor, BUL.....	22
6. ALTENEDER Armin, AUT.....	21
SUCHA Matej, CZE.....	21
8. VILIMAS Kestas, LTU.....	19
9. NEVERAUSKAS Dovyda, LTU....	18
10.2 tied at.....	17

Passed balls

1. ANANIEV Alexander, BUL....	2
GEORGIEV Georgi, BUL.....	2
3. ORALEK Jan, CZE.....	1
BOSY Martin, SVK.....	1
MARTUNAS Gytis, LTU.....	1
STOVBA Bogdan, UKR.....	1
VILIMAS Kestas, LTU.....	1

Stolen bases against

1. VILIMAS Kestas, LTU.....	8
2. ANANIEV Alexander, BUL....	6
3. HACKL Moritz, AUT.....	5
4. BOSY Martin, SVK.....	4
LAKMECHE Theo, FRA.....	4
6. VILLANUEVA Yannick, FRA....	3
SADAUNYKAS Justina, LTU....	3
VYKOUKAL Michael, CZE.....	3
MARTUNAS Gytis, LTU.....	3
10.8 tied at.....	2



Technical Appointments

Saturday 28th July

Game	Field	Time	Home Team	Visitor Team
13	Trebic	12:00	Austria	Slovakia
Umpires:	Nicolas Roux (FRA)	Alexander Chumakov (RUS)	Peter Arbov (BUL)	
Scorekeepers:	Pavel Makovicky (CZE)	Pavol Mozolova (SVK)		
T.C.:	Yulia Steshenko (RUS)			

Game	Field	Time	Home Team	Visitor Team
14	Brno	14:00	Bulgaria	Lithuania
Umpires:	Tomas Cerny (CZE)	Olav Steijger (NED)	Arnoldus Ramanaukas (LTA)	
Scorekeepers:	Martin Rasek (CZE)	Linda Steijger (NED)		
T.C.:	Pavel Brychta (CZE)			

Game	Field	Time	Home Team	Visitor Team
15	Trebic	16:00	Russia	France
Umpires:	Mojmir Jankovic (SVK)	Jiri Kroupa (CZE)	Sergey Bolily (UKR)	
Scorekeepers:	Pavel Makovicky (CZE)	Pavol Mozola (SVK)		
T.C.:	Rainer Krankl (AUT)			

Game	Field	Time	Home Team	Visitor Team
16	Brno	19:00	Czech Republic	Ukraine
Umpires:	Sascha Pammesberger (AUT)	Arnoldus Ramanaukas (LTA)	Olav Steijger (NED)	
Scorekeepers:	Martin Rasek (CZE)	Linda Steijger (NED)		
T.C.:	Jan Esselman (NED)			



Abbreviations

HITTING		FIELDING	
2B	Doubles	A	Assists
3B	Triples	C	Chances
AB	At bats	CI	Catcher's interference
AVG	Batting average	CSB	Caught stealing by (pitcher and catcher)
BB	Base on balls	DPs	Double plays participated in
GPD	Grounded into double plays	E	Errors
GP / GS	Games played / Games started	FLD%	Fielding percentage
H	Base hits	PB	Passed balls (catcher)
HBP	Hit by pitch	PO	Putouts
HR	Home runs	SBA	Stolen bases allowed (pitcher and catcher)
IBB	Intentional base on balls	SBA%	Stolen bases against percentage (pitcher and catcher)
OB%	On base percentage		
R	Runs scored		
RBI	Runs batted in		
SB / ATT	Stolen bases / Stolen bases attempts		
SF	Sacrifice flies		
SH	Sacrifice hits		
SLG%	Slugging percentage		
SO	Strikeouts		
TB	Total bases		
PITCHING		ANALYSIS STATISTICS	
2B	Doubles allowed	vs Left	Avg against left-handed pitchers
3B	Triples allowed	vs Right	Avg against right-handed pitchers
AB	At bats	rch by leadoff	Avg when leading off an inning
APP / GS	Appearances / Game starts	with 2 outs	Avg when batting with 2 outs
B/Avg	Opponent batting average	w/runners on	Avg when batting with runners on base
BB	Base on balls allowed	w/bases empty	Avg when batting with bases empty
BF	Batters faced	RBI ops	Avg when batting with runners on 2nd or 3rd base
IBB	Intentional base on balls allowed	Gnd out	Number of ground outs (includes SACs, but not errors)
BK	Balk	Fly out	Number of fly outs (includes SFs, but not errors)
CG	Complete games	Fly / Gnd	Fly outs to ground outs ratio
ER	Earned runs allowed	pinch hitting	Avg as pinch hitter
ERA	Earned run average	with runners in scoring pos	Avg when batting with runners in scoring positions
FO	Fly outs	w/rnr on 3rd and LT 2 outs	Avg when batting with runner on third base and less than 2 outs
GO	Ground outs	with 2 outs	Avg when batting with 2 outs
H	Hits allowed	2 out rbi	Runs batted in with 2 outs
HBP	Hit by pitch	success advancing rns	Success advancing runners
HR	Home runs allowed	#rns adv w/out	Number of times batter made an out and advanced at least 1 runner
IP	Innings played	rns lob	Number of runners left on base by last batter of inning
R	Runs allowed	rch err	Reach first base on error
SFA	Sacrifice flies allowed	rch fc	Reach first base on fielder's choice
SHA	Sacrifice hits allowed	kl	Strikeouts look
SHO/CHO	Shutouts / Combination shutouts		
SO	Strikeouts		
SV	Saves		
W/L	Wins/Losses		
WP	Wild pitches		