



EUROPEAN Championship
21U '12
BRNO / TREBIC, CZECH REPUBLIC • 25th / 29th JULY



Daily Report 5
28th July 2012



EUROPEAN Championship 21U '12

BRNO / TREBIC, CZECH REPUBLIC • 25th / 29th JULY



Teams

Austria

Czech Republic

France

Lithuania

Bulgaria





Russia

Slovakia

Ukraine

Schedule

| Game | At time | Ballpark | Pool | Home team | Visiting team | Final Score | Inn. |
|----------------------------|---------|----------|------|----------------|----------------|-------------|------|
| Wednesday 25th July | | | | | | | |
| 1 | 11:00 | Trebic | B | Ukraine | Slovakia | 9 - 1 | |
| 3 | 18:00 | Trebic | A | Czech Republic | Austria | 12 - 0 | 7 |
| 4 | 19:00 | Brno | A | France | Lithuania | 6 - 0 | |
| Thursday 26th July | | | | | | | |
| 5 | 10:00 | Trebic | B | Bulgaria | Ukraine | 4 - 8 | 10 |
| 2 | 13:30 | Trebic | B | Russia | Bulgaria | 6 - 0 | |
| 6 | 14:00 | Brno | A | Austria | France | 10 - 7 | |
| 7 | 17:00 | Trebic | B | Slovakia | Russia | 0 - 9 | |
| 8 | 19:00 | Brno | A | Lithuania | Czech Republic | 0 - 35 | 5 |
| Friday 27th July | | | | | | | |
| 9 | 11:00 | Trebic | B | Slovakia | Bulgaria | 3 - 5 | 10 |
| 10 | 14:00 | Brno | A | Lithuania | Austria | 7 - 14 | |
| 11 | 16:00 | Trebic | B | Russia | Ukraine | 9 - 4 | |
| 12 | 19:00 | Brno | A | Czech Republic | France | 4 - 9 | |
| Saturday 28th July | | | | | | | |
| 13 | 12:00 | Trebic | C | Austria | Slovakia | 3 - 12 | |
| 14 | 14:00 | Brno | C | Bulgaria | Lithuania | 7 - 6 | |
| 15 | 16:00 | Trebic | Se | Russia | France | 6 - 10 | |
| 16 | 19:00 | Brno | Se | Czech Republic | Ukraine | 0 - 3 | |
| Sunday 29th July | | | | | | | |
| 17 | 11:30 | Trebic | C | Lithuania | Slovakia | - | |
| 19 | 14:00 | Brno | Fi | Russia | Czech Republic | - | |
| 18 | 15:30 | Trebic | C | Bulgaria | Austria | - | |
| 20 | 19:00 | Brno | Fi | Ukraine | France | - | |





| Standing Pool A | | | | | | |
|-----------------|--|----|----|----|------------|----|
| Pos | Team | GP | WO | LO | AVG | GB |
| 1 |  Czech Republic | 3 | 2 | 1 | 667 | 0 |
| 2 |  France | 3 | 2 | 1 | 667 | 0 |
| 3 |  Austria | 3 | 2 | 1 | 667 | 0 |
| 4 |  Lithuania | 3 | 0 | 3 | 0 | 2 |





Ranking Pool A according to TQB:

Czech Republic 0,504

France 0,065

Austria -0,600

| Standing Pool B | | | | | | |
|-----------------|---|----|----|----|-------------|----|
| Pos | Team | GP | WO | LO | AVG | GB |
| 1 |  Russia | 3 | 3 | 0 | 1000 | 0 |
| 2 |  Ukraine | 3 | 2 | 1 | 667 | 1 |
| 3 |  Bulgaria | 3 | 1 | 2 | 333 | 2 |
| 4 |  Slovakia | 3 | 0 | 3 | 0 | 3 |

| Standing Pool C | | | | | | |
|-----------------|---|----|----|----|-------------|----|
| Pos | Team | GP | WO | LO | AVG | GB |
| 1 |  Bulgaria | 2 | 2 | 0 | 1000 | 0 |
| 2 |  Austria | 2 | 1 | 1 | 500 | 1 |
| 3 |  Slovakia | 2 | 1 | 1 | 500 | 1 |
| 4 |  Lithuania | 2 | 0 | 2 | 0 | 2 |

The teams tied are in alphabetical order



EUROPEAN Championship 21U '12

BRNO / TREBIC, CZECH REPUBLIC • 25th / 29th JULY



Game Summary 13



Austria – Slovakia



| Score by Innings | R | H | E | |
|------------------|-----|-----|-----|-----------|
| SLOVAKIA..... | 030 | 000 | 009 | - 12 10 1 |
| AUSTRIA..... | 021 | 000 | 000 | - 3 8 4 |

European Championship 21U '12
SLOVAKIA 12 (1-4), AUSTRIA 3 (3-2) - Composite Box Score
Jul 28, 2012 at Trebic (Na Hvezde)

SLOVAKIA 12 (1-4)

| Player | AB | R | H | BI | 2B | 3B | HR | BB | SB | CS | HP | SH | SF | SO | IBB | KL | GDP | PO | A | E |
|-------------|----|----|----|----|----|----|----|----|----|----|----|----|----|----|-----|----|-----|----|----|---|
| ROMAN lf | 5 | 1 | 2 | 3 | 0 | 0 | 0 | 1 | 0 | 1 | 0 | 0 | 0 | 1 | 0 | 0 | 0 | 1 | 0 | 0 |
| NOGA cf | 4 | 0 | 0 | 0 | 0 | 0 | 0 | 1 | 0 | 0 | 0 | 1 | 0 | 2 | 0 | 0 | 0 | 0 | 0 | 0 |
| PENTEK 2b | 2 | 1 | 1 | 0 | 0 | 0 | 0 | 2 | 0 | 1 | 0 | 1 | 0 | 0 | 0 | 0 | 0 | 0 | 2 | 1 |
| ESMIR 3b | 1 | 0 | 0 | 0 | 0 | 0 | 0 | 0 | 0 | 0 | 0 | 0 | 0 | 0 | 0 | 0 | 0 | 0 | 0 | 0 |
| UHNAVY 3b | 4 | 1 | 2 | 3 | 0 | 1 | 0 | 0 | 0 | 0 | 0 | 0 | 0 | 1 | 0 | 1 | 0 | 0 | 0 | 1 |
| OKASA dh | 4 | 1 | 1 | 0 | 0 | 0 | 0 | 1 | 0 | 0 | 0 | 0 | 0 | 0 | 0 | 0 | 0 | 0 | 0 | 0 |
| SETNICKA rf | 4 | 1 | 1 | 0 | 0 | 0 | 0 | 0 | 1 | 0 | 0 | 0 | 0 | 1 | 0 | 1 | 0 | 0 | 1 | 0 |
| KOLLAR pr | 0 | 1 | 0 | 0 | 0 | 0 | 0 | 0 | 0 | 0 | 0 | 0 | 0 | 0 | 0 | 0 | 0 | 0 | 0 | 0 |
| IZOLD ph/rf | 0 | 1 | 0 | 0 | 0 | 0 | 0 | 1 | 0 | 0 | 0 | 0 | 0 | 0 | 0 | 0 | 0 | 0 | 0 | 0 |
| SITAR c | 3 | 2 | 1 | 0 | 0 | 0 | 0 | 2 | 0 | 0 | 0 | 0 | 0 | 0 | 0 | 0 | 0 | 0 | 13 | 0 |
| KELLER 1b | 3 | 2 | 1 | 1 | 0 | 0 | 0 | 2 | 0 | 0 | 0 | 0 | 0 | 0 | 1 | 0 | 0 | 7 | 1 | 0 |
| LETTLER ss | 4 | 1 | 1 | 4 | 0 | 0 | 0 | 1 | 0 | 0 | 0 | 0 | 0 | 0 | 0 | 0 | 0 | 3 | 0 | 0 |
| BOSANSKY p | 0 | 0 | 0 | 0 | 0 | 0 | 0 | 0 | 0 | 0 | 0 | 0 | 0 | 0 | 0 | 0 | 0 | 0 | 3 | 0 |
| Totals..... | 34 | 12 | 10 | 11 | 0 | 1 | 0 | 11 | 1 | 2 | 0 | 2 | 0 | 5 | 1 | 2 | 0 | 27 | 5 | 1 |

AUSTRIA 3 (3-2)

| Player | AB | R | H | BI | 2B | 3B | HR | BB | SB | CS | HP | SH | SF | SO | IBB | KL | GDP | PO | A | E |
|-----------------|----|---|---|----|----|----|----|----|----|----|----|----|----|----|-----|----|-----|----|----|---|
| MANY cf | 4 | 1 | 1 | 1 | 0 | 0 | 1 | 0 | 0 | 0 | 0 | 0 | 0 | 2 | 0 | 0 | 0 | 2 | 0 | 0 |
| SEISER ss | 4 | 0 | 0 | 0 | 0 | 0 | 0 | 0 | 0 | 0 | 0 | 0 | 0 | 3 | 0 | 3 | 0 | 1 | 2 | 2 |
| WEISER 3b | 4 | 0 | 2 | 0 | 1 | 1 | 0 | 0 | 0 | 0 | 0 | 0 | 0 | 0 | 0 | 0 | 0 | 1 | 2 | 1 |
| SALZMANN lf | 4 | 1 | 2 | 0 | 0 | 0 | 0 | 0 | 0 | 0 | 0 | 0 | 1 | 0 | 0 | 0 | 0 | 3 | 0 | 0 |
| TALIR pr/lf | 0 | 0 | 0 | 0 | 0 | 0 | 0 | 0 | 0 | 0 | 0 | 0 | 0 | 0 | 0 | 0 | 0 | 0 | 0 | 0 |
| LOSCHY dh | 4 | 0 | 0 | 0 | 0 | 0 | 0 | 0 | 0 | 0 | 0 | 0 | 0 | 1 | 0 | 0 | 0 | 0 | 0 | 0 |
| OBED rf | 4 | 1 | 2 | 2 | 0 | 0 | 1 | 0 | 0 | 1 | 0 | 0 | 0 | 1 | 0 | 0 | 0 | 0 | 0 | 1 |
| ALTENEDEDER 1b | 4 | 0 | 1 | 0 | 0 | 0 | 0 | 0 | 0 | 0 | 0 | 0 | 0 | 2 | 0 | 1 | 0 | 11 | 2 | 0 |
| NIEL 2b | 2 | 0 | 0 | 0 | 0 | 0 | 0 | 0 | 0 | 0 | 0 | 0 | 0 | 1 | 0 | 1 | 0 | 1 | 3 | 0 |
| HIRNSCHAL pr/2b | 2 | 0 | 0 | 0 | 0 | 0 | 0 | 0 | 0 | 0 | 0 | 0 | 0 | 1 | 0 | 0 | 0 | 1 | 1 | 0 |
| HACKL M c | 3 | 0 | 0 | 0 | 0 | 0 | 0 | 0 | 0 | 0 | 0 | 0 | 0 | 1 | 0 | 0 | 0 | 5 | 2 | 0 |
| ZIMMERLE p | 0 | 0 | 0 | 0 | 0 | 0 | 0 | 0 | 0 | 0 | 0 | 0 | 0 | 0 | 0 | 0 | 0 | 2 | 3 | 0 |
| LUDESCHER p | 0 | 0 | 0 | 0 | 0 | 0 | 0 | 0 | 0 | 0 | 0 | 0 | 0 | 0 | 0 | 0 | 0 | 0 | 1 | 0 |
| WOLFMAYR p | 0 | 0 | 0 | 0 | 0 | 0 | 0 | 0 | 0 | 0 | 0 | 0 | 0 | 0 | 0 | 0 | 0 | 0 | 0 | 0 |
| Totals..... | 35 | 3 | 8 | 3 | 1 | 1 | 2 | 0 | 0 | 1 | 0 | 0 | 0 | 13 | 0 | 5 | 0 | 27 | 16 | 4 |

| SLOVAKIA | IP | H | R | ER | BB | SO | WP | HB | BK | IBB | SH | SF | CI | 2B | 3B | HR | AB | BF | FO | GO | NP |
|----------------|-----|---|---|----|----|----|----|----|----|-----|----|----|----|----|----|----|----|----|----|----|----|
| BOSANSKY W,1-1 | 9.0 | 8 | 3 | 3 | 0 | 13 | 0 | 0 | 0 | 0 | 0 | 0 | 0 | 1 | 1 | 2 | 35 | 35 | 8 | 5 | 95 |

| AUSTRIA | IP | H | R | ER | BB | SO | WP | HB | BK | IBB | SH | SF | CI | 2B | 3B | HR | AB | BF | FO | GO | NP |
|-----------------|-----|---|---|----|----|----|----|----|----|-----|----|----|----|----|----|----|----|----|----|----|-----|
| ZIMMERLE | 8.0 | 6 | 3 | 2 | 4 | 5 | 0 | 0 | 0 | 0 | 1 | 0 | 0 | 0 | 0 | 0 | 27 | 32 | 6 | 10 | 116 |
| LUDESCHER L,0-2 | 0.1 | 3 | 7 | 5 | 3 | 0 | 0 | 0 | 0 | 1 | 1 | 0 | 0 | 0 | 1 | 0 | 4 | 8 | 0 | 1 | 31 |
| WOLFMAYR | 0.2 | 1 | 2 | 0 | 4 | 0 | 0 | 0 | 0 | 0 | 0 | 0 | 0 | 0 | 0 | 0 | 3 | 7 | 1 | 1 | 28 |

Umpires - HP: ROUX Nicolas (FRA) 1B: CHUMAKOV A (RUS) 3B: ARBOV Peter (BUL)
Scorers - MAKOVICKY Pavel (CZE), MOZOLA Pavol (SVK)
TC - STESHENKO Yulia (RUS)
Start: 12:13 Time: 2:30 Attendance: 51

Weather: Sunny



EUROPEAN Championship 21U '12

BRNO / TREBIC, CZECH REPUBLIC • 25th / 29th JULY



Game Summary 14



Bulgaria – Lithuania



| Score by Innings | R | H | E | |
|------------------|-----|-----|-----|---------|
| LITHUANIA..... | 000 | 200 | 031 | - 6 9 2 |
| BULGARIA..... | 100 | 100 | 14X | - 7 8 4 |

European Championship 21U '12
BULGARIA 7 (2-0), LITHUANIA 6 (0-2) - Composite Box Score
Jul 28, 2012 at Brno (MBS)

LITHUANIA 6 (0-2)

| Player | AB | R | H | BI | 2B | 3B | HR | BB | SB | CS | HP | SH | SF | SO | IBB | KL | GDP | PO | A | E |
|-----------------|----|---|---|----|----|----|----|----|----|----|----|----|----|----|-----|----|-----|----|----|---|
| KOLDUBA rf/cf | 3 | 1 | 1 | 0 | 0 | 0 | 0 | 2 | 1 | 0 | 0 | 0 | 0 | 0 | 0 | 0 | 0 | 0 | 0 | 1 |
| SIRGEDAS cf/ss | 5 | 0 | 1 | 1 | 0 | 0 | 0 | 0 | 0 | 0 | 0 | 0 | 0 | 0 | 0 | 0 | 0 | 1 | 1 | 0 |
| SADAUNYKAS lf/p | 4 | 0 | 1 | 2 | 0 | 0 | 0 | 1 | 2 | 0 | 0 | 0 | 0 | 0 | 0 | 0 | 0 | 1 | 1 | 0 |
| NEVERAUSKAS 1b | 5 | 0 | 1 | 0 | 0 | 0 | 0 | 0 | 1 | 0 | 0 | 0 | 0 | 0 | 0 | 0 | 0 | 0 | 7 | 0 |
| SEREICIKAS p/lf | 2 | 1 | 0 | 0 | 0 | 0 | 0 | 1 | 0 | 0 | 0 | 0 | 0 | 1 | 0 | 1 | 0 | 0 | 2 | 0 |
| SARAPAS ph/rf | 2 | 0 | 0 | 0 | 0 | 0 | 0 | 0 | 0 | 0 | 0 | 0 | 0 | 0 | 0 | 0 | 0 | 1 | 0 | 0 |
| VILIMAS K 3b | 4 | 3 | 2 | 1 | 0 | 1 | 0 | 1 | 0 | 0 | 0 | 0 | 0 | 0 | 0 | 0 | 0 | 0 | 3 | 2 |
| MARTUNAS c | 4 | 1 | 3 | 2 | 0 | 1 | 0 | 1 | 0 | 0 | 0 | 0 | 0 | 0 | 0 | 0 | 0 | 0 | 7 | 2 |
| VILBIKAS 2b | 2 | 0 | 0 | 0 | 0 | 0 | 0 | 0 | 0 | 0 | 0 | 3 | 0 | 0 | 0 | 0 | 0 | 4 | 2 | 0 |
| DANKOVSKIS ss | 3 | 0 | 0 | 0 | 0 | 0 | 0 | 0 | 0 | 0 | 0 | 0 | 2 | 0 | 0 | 0 | 0 | 0 | 2 | 0 |
| VILIMAS R lf | 2 | 0 | 0 | 0 | 0 | 0 | 0 | 0 | 0 | 0 | 0 | 0 | 0 | 0 | 0 | 0 | 0 | 0 | 0 | 0 |
| Totals..... | 36 | 6 | 9 | 6 | 0 | 2 | 0 | 6 | 4 | 0 | 0 | 3 | 0 | 3 | 0 | 1 | 0 | 24 | 12 | 2 |

BULGARIA 7 (2-0)

| Player | AB | R | H | BI | 2B | 3B | HR | BB | SB | CS | HP | SH | SF | SO | IBB | KL | GDP | PO | A | E |
|-------------------|----|---|---|----|----|----|----|----|----|----|----|----|----|----|-----|----|-----|----|----|---|
| GEORGIEV cf | 3 | 2 | 2 | 1 | 0 | 0 | 0 | 3 | 0 | 0 | 0 | 0 | 0 | 1 | 0 | 1 | 0 | 7 | 1 | 0 |
| ANDONOV rf | 5 | 0 | 1 | 0 | 0 | 0 | 0 | 0 | 0 | 0 | 0 | 0 | 0 | 0 | 0 | 0 | 0 | 0 | 0 | 0 |
| DIMITROV 1b/p | 2 | 1 | 0 | 0 | 0 | 0 | 0 | 3 | 0 | 0 | 0 | 0 | 0 | 0 | 0 | 0 | 0 | 5 | 3 | 0 |
| CHERNOZEMSKY p/1b | 1 | 1 | 0 | 2 | 0 | 0 | 0 | 3 | 0 | 0 | 1 | 0 | 0 | 0 | 0 | 0 | 0 | 4 | 5 | 0 |
| KARAGANOV 2b | 3 | 0 | 1 | 0 | 0 | 0 | 0 | 0 | 0 | 0 | 0 | 0 | 0 | 1 | 0 | 0 | 0 | 0 | 1 | 1 |
| CHIMEV ph/2b | 2 | 1 | 1 | 2 | 1 | 0 | 0 | 0 | 0 | 0 | 0 | 0 | 0 | 1 | 0 | 1 | 0 | 1 | 1 | 0 |
| KARASHTRANOV lf | 4 | 2 | 1 | 0 | 0 | 0 | 0 | 1 | 0 | 0 | 0 | 0 | 0 | 0 | 0 | 0 | 0 | 2 | 0 | 0 |
| JALTOV ss | 3 | 0 | 1 | 0 | 0 | 0 | 0 | 0 | 0 | 0 | 1 | 1 | 0 | 0 | 0 | 0 | 0 | 1 | 2 | 0 |
| DRAGOEV 3b | 2 | 0 | 0 | 0 | 0 | 0 | 0 | 1 | 0 | 0 | 0 | 0 | 0 | 1 | 0 | 0 | 0 | 1 | 1 | 2 |
| PETKOV 3b | 1 | 0 | 0 | 0 | 0 | 0 | 0 | 0 | 0 | 1 | 0 | 0 | 1 | 0 | 0 | 0 | 0 | 2 | 0 | 0 |
| ANANIEV A c | 4 | 0 | 1 | 2 | 0 | 0 | 0 | 0 | 0 | 0 | 1 | 0 | 1 | 0 | 0 | 0 | 0 | 4 | 0 | 1 |
| Totals..... | 30 | 7 | 8 | 7 | 1 | 0 | 0 | 11 | 0 | 0 | 3 | 2 | 0 | 6 | 0 | 2 | 0 | 27 | 14 | 4 |

| LITHUANIA | IP | H | R | ER | BB | SO | WP | HB | BK | IBB | SH | SF | CI | 2B | 3B | HR | AB | BF | FO | GO | NP |
|------------------|-----|---|---|----|----|----|----|----|----|-----|----|----|----|----|----|----|----|----|----|----|-----|
| SEREICIKAS | 3.2 | 3 | 2 | 1 | 7 | 0 | 1 | 1 | 0 | 0 | 1 | 0 | 0 | 0 | 0 | 0 | 13 | 22 | 3 | 7 | 80 |
| SADAUNYKAS L,0-2 | 4.1 | 5 | 5 | 4 | 4 | 6 | 1 | 2 | 0 | 0 | 1 | 0 | 0 | 1 | 0 | 0 | 17 | 24 | 2 | 4 | 84 |
| BULGARIA | IP | H | R | ER | BB | SO | WP | HB | BK | IBB | SH | SF | CI | 2B | 3B | HR | AB | BF | FO | GO | NP |
| CHERNOZEMSKY | 7.0 | 5 | 2 | 1 | 3 | 3 | 1 | 0 | 0 | 0 | 2 | 0 | 0 | 0 | 1 | 0 | 27 | 32 | 8 | 9 | 103 |
| DIMITROV W,2-1 | 2.0 | 4 | 4 | 4 | 3 | 0 | 0 | 0 | 0 | 0 | 1 | 0 | 0 | 0 | 1 | 0 | 9 | 13 | 3 | 3 | 47 |

Umpires - HP: CERNY Tomas (CZE) 1B: STEIJGER Olav (NED) 3B: RAMANAUKAS Arnoldus (LTU)
Scorers - RASEK Martin (CZE), STEIJGER Linda (NED)
TC - BRYCHTA Pavel (CZE)
Start: 14:20 Time: 2:50 Attendance: 30

Weather: Sunny



EUROPEAN Championship 21U '12

BRNO / TREBIC, CZECH REPUBLIC • 25th / 29th JULY



Game Summary 15

| | | |
|--|------------------------|--|
| | Russia – France | |
|--|------------------------|--|

| | | | |
|------------------|-----|-----|---------------|
| Score by Innings | R | H | E |
| FRANCE..... | 300 | 000 | 052 - 10 17 3 |
| RUSSIA..... | 002 | 030 | 100 - 6 11 2 |

European Championship 21U '12
FRANCE 10 (3-1), RUSSIA 6 (3-1) - Composite Box Score
Jul 28, 2012 at Trebic (Na Hvezde)

FRANCE 10 (3-1)

| Player | AB | R | H | BI | 2B | 3B | HR | BB | SB | CS | HP | SH | SF | SO | IBB | KL | GDP | PO | A | E |
|----------------|----|----|----|----|----|----|----|----|----|----|----|----|----|----|-----|----|-----|----|----|---|
| LEFEVRE ss | 4 | 0 | 2 | 1 | 1 | 0 | 0 | 1 | 0 | 2 | 0 | 0 | 0 | 0 | 0 | 0 | 0 | 1 | 4 | 2 |
| COMBES lf | 4 | 1 | 1 | 0 | 0 | 0 | 0 | 1 | 0 | 0 | 0 | 0 | 0 | 0 | 0 | 0 | 0 | 2 | 0 | 0 |
| WILLIAMS 3b | 4 | 2 | 3 | 0 | 0 | 0 | 0 | 1 | 0 | 0 | 0 | 0 | 0 | 0 | 0 | 0 | 0 | 3 | 0 | 0 |
| VICENTE 1b | 5 | 2 | 3 | 0 | 1 | 0 | 0 | 0 | 0 | 0 | 0 | 0 | 0 | 1 | 0 | 0 | 0 | 6 | 0 | 1 |
| PATUREL rf | 5 | 2 | 2 | 4 | 1 | 0 | 0 | 0 | 1 | 0 | 0 | 0 | 0 | 2 | 0 | 1 | 0 | 1 | 0 | 0 |
| COOPMAN dh/p | 5 | 1 | 3 | 2 | 1 | 0 | 0 | 0 | 1 | 0 | 0 | 0 | 0 | 1 | 0 | 0 | 0 | 0 | 1 | 0 |
| FELIX 2b | 3 | 0 | 1 | 0 | 0 | 0 | 0 | 0 | 0 | 0 | 0 | 0 | 0 | 0 | 0 | 0 | 0 | 2 | 1 | 0 |
| BECQUEY ph | 1 | 0 | 0 | 0 | 0 | 0 | 0 | 0 | 0 | 0 | 0 | 0 | 0 | 1 | 0 | 0 | 0 | 0 | 0 | 0 |
| FRANCOIS 2b | 1 | 0 | 0 | 0 | 0 | 0 | 0 | 0 | 0 | 0 | 0 | 0 | 0 | 1 | 0 | 1 | 0 | 0 | 0 | 0 |
| LAKMECHE c | 2 | 0 | 1 | 0 | 0 | 0 | 0 | 1 | 0 | 1 | 0 | 0 | 0 | 0 | 0 | 0 | 1 | 6 | 3 | 0 |
| GLEESON ph/c | 1 | 1 | 1 | 1 | 0 | 0 | 0 | 0 | 1 | 0 | 0 | 0 | 0 | 0 | 0 | 0 | 0 | 0 | 3 | 0 |
| PITCHER cf | 3 | 1 | 0 | 0 | 0 | 0 | 0 | 1 | 0 | 0 | 0 | 0 | 0 | 1 | 0 | 1 | 1 | 3 | 1 | 0 |
| NEUMANN p | 0 | 0 | 0 | 0 | 0 | 0 | 0 | 0 | 0 | 0 | 0 | 0 | 0 | 0 | 0 | 0 | 0 | 0 | 0 | 0 |
| VILLANUEVA p | 0 | 0 | 0 | 0 | 0 | 0 | 0 | 0 | 0 | 0 | 0 | 0 | 0 | 0 | 0 | 0 | 0 | 0 | 0 | 0 |
| VAN HEYNINGE p | 0 | 0 | 0 | 0 | 0 | 0 | 0 | 0 | 0 | 0 | 0 | 0 | 0 | 0 | 0 | 0 | 0 | 0 | 0 | 0 |
| Totals..... | 38 | 10 | 17 | 8 | 4 | 0 | 0 | 5 | 3 | 3 | 0 | 0 | 0 | 7 | 0 | 3 | 2 | 27 | 10 | 3 |

RUSSIA 6 (3-1)

| Player | AB | R | H | BI | 2B | 3B | HR | BB | SB | CS | HP | SH | SF | SO | IBB | KL | GDP | PO | A | E |
|--------------------|----|---|----|----|----|----|----|----|----|----|----|----|----|----|-----|----|-----|----|----|---|
| KURGACHOV lf | 6 | 1 | 3 | 3 | 2 | 0 | 0 | 0 | 0 | 0 | 0 | 0 | 0 | 2 | 0 | 0 | 0 | 1 | 0 | 2 |
| KULIK 2b | 3 | 0 | 0 | 0 | 0 | 0 | 0 | 2 | 0 | 1 | 1 | 0 | 0 | 1 | 0 | 0 | 0 | 2 | 6 | 0 |
| BOKALETS ss | 5 | 1 | 3 | 1 | 1 | 0 | 0 | 1 | 0 | 0 | 0 | 0 | 0 | 2 | 0 | 1 | 0 | 2 | 3 | 0 |
| SEменов rf | 2 | 1 | 1 | 0 | 0 | 0 | 0 | 0 | 0 | 0 | 0 | 0 | 0 | 0 | 0 | 0 | 0 | 0 | 0 | 0 |
| ISMATOV rf | 2 | 0 | 1 | 0 | 0 | 0 | 0 | 0 | 0 | 0 | 0 | 0 | 0 | 0 | 0 | 0 | 0 | 0 | 0 | 0 |
| PODYAPOLSKIY pr/rf | 2 | 0 | 0 | 0 | 0 | 0 | 0 | 0 | 0 | 0 | 0 | 0 | 0 | 0 | 0 | 0 | 0 | 0 | 1 | 0 |
| ATADZHANOV 3b | 3 | 0 | 1 | 2 | 1 | 0 | 0 | 1 | 0 | 0 | 1 | 0 | 0 | 1 | 0 | 0 | 0 | 0 | 2 | 0 |
| KHOMYAKOV dh | 3 | 1 | 1 | 0 | 0 | 0 | 0 | 2 | 0 | 0 | 0 | 0 | 0 | 0 | 0 | 0 | 0 | 0 | 0 | 0 |
| KOTLYAR c | 5 | 1 | 0 | 0 | 0 | 0 | 0 | 0 | 0 | 0 | 0 | 0 | 0 | 2 | 0 | 1 | 0 | 9 | 2 | 0 |
| NOVOZHILOV 1b | 4 | 0 | 0 | 0 | 0 | 0 | 0 | 1 | 0 | 0 | 0 | 0 | 0 | 1 | 0 | 0 | 0 | 12 | 0 | 0 |
| SHEVCHENKO cf | 3 | 1 | 1 | 0 | 0 | 0 | 0 | 1 | 0 | 0 | 0 | 1 | 0 | 1 | 0 | 0 | 0 | 0 | 0 | 0 |
| LEONOV p | 0 | 0 | 0 | 0 | 0 | 0 | 0 | 0 | 0 | 0 | 0 | 0 | 0 | 0 | 0 | 0 | 0 | 1 | 0 | 0 |
| LOBANOV p | 0 | 0 | 0 | 0 | 0 | 0 | 0 | 0 | 0 | 0 | 0 | 0 | 0 | 0 | 0 | 0 | 0 | 0 | 1 | 0 |
| Totals..... | 38 | 6 | 11 | 6 | 4 | 0 | 0 | 8 | 0 | 1 | 2 | 1 | 0 | 10 | 0 | 2 | 0 | 27 | 15 | 2 |

| FRANCE | IP | H | R | ER | BB | SO | WP | HB | BK | IBB | SH | SF | CI | 2B | 3B | HR | AB | BF | FO | GO | NP |
|---------------|-----|---|---|----|----|----|----|----|----|-----|----|----|----|----|----|----|----|----|----|----|----|
| NEUMANN | 3.0 | 4 | 2 | 2 | 2 | 3 | 0 | 0 | 0 | 0 | 0 | 0 | 0 | 1 | 0 | 0 | 14 | 16 | 4 | 2 | 68 |
| VILLANUEVA | 2.0 | 2 | 3 | 3 | 3 | 1 | 0 | 1 | 0 | 0 | 1 | 0 | 0 | 1 | 0 | 0 | 7 | 12 | 2 | 2 | 55 |
| VAN HEYNINGE | 0.2 | 1 | 0 | 0 | 2 | 1 | 1 | 0 | 0 | 0 | 0 | 0 | 0 | 0 | 0 | 0 | 2 | 4 | 0 | 0 | 19 |
| COOPMAN W,1-0 | 3.1 | 4 | 1 | 1 | 1 | 5 | 0 | 1 | 0 | 0 | 0 | 0 | 0 | 2 | 0 | 0 | 15 | 17 | 1 | 4 | 58 |

| RUSSIA | IP | H | R | ER | BB | SO | WP | HB | BK | IBB | SH | SF | CI | 2B | 3B | HR | AB | BF | FO | GO | NP |
|--------------|-----|----|---|----|----|----|----|----|----|-----|----|----|----|----|----|----|----|----|----|----|-----|
| LEONOV L,0-1 | 7.2 | 13 | 7 | 6 | 3 | 5 | 1 | 0 | 0 | 0 | 0 | 0 | 0 | 3 | 0 | 0 | 32 | 35 | 2 | 12 | 131 |
| LOBANOV | 1.1 | 4 | 3 | 2 | 2 | 2 | 0 | 0 | 0 | 0 | 0 | 0 | 0 | 1 | 0 | 0 | 6 | 8 | 0 | 0 | 36 |

Umpires - HP: JANKOVIC Mojmir(SVK) 1B: KROUPA Jiri (CZE) 3B: BOLILY Sergey (UKR)
Scorers - MAKOVICKY Pavol (CZE), MOZOLA Pavol (SVK)
TC - KRANKL Rainer (AUT)
Start: 16:40 Time: 3:20 Attendance: 183 Weather: Cloudy



EUROPEAN Championship 21U '12

BRNO / TREBIC, CZECH REPUBLIC • 25th / 29th JULY



Game Summary 16

| | | |
|--|---------------------------------|--|
| | Czech Republic – Ukraine | |
|--|---------------------------------|--|

| | |
|---------------------|---------------------|
| Score by Innings | R H E |
| ----- | ----- |
| UKRAINE..... | 001 020 000 - 3 8 0 |
| CZECH REPUBLIC..... | 000 000 000 - 0 4 4 |
| ----- | ----- |

European Championship 21U '12
UKRAINE 3 (3-1), CZECH REPUBLIC 0 (2-2) - Composite Box Score
Jul 28, 2012 at Brno (MBS)

UKRAINE 3 (3-1)

| Player | AB | R | H | BI | 2B | 3B | HR | BB | SB | CS | HP | SH | SF | SO | IBB | KL | GDP | PO | A | E |
|-----------------|----|---|---|----|----|----|----|----|----|----|----|----|----|----|-----|----|-----|----|----|---|
| BORSCH rf | 4 | 2 | 0 | 0 | 0 | 0 | 0 | 0 | 3 | 0 | 1 | 0 | 0 | 0 | 0 | 0 | 0 | 1 | 0 | 0 |
| POLIAKOV cf | 5 | 0 | 1 | 0 | 0 | 0 | 0 | 0 | 0 | 1 | 0 | 0 | 0 | 1 | 0 | 1 | 0 | 0 | 0 | 0 |
| NEZHIBORETS 3b | 3 | 1 | 0 | 0 | 0 | 0 | 0 | 2 | 0 | 0 | 0 | 0 | 0 | 3 | 0 | 1 | 0 | 0 | 1 | 0 |
| STOVBA c | 4 | 0 | 3 | 2 | 1 | 0 | 0 | 1 | 0 | 0 | 0 | 0 | 0 | 0 | 0 | 0 | 0 | 8 | 1 | 0 |
| BOIKO dh | 5 | 0 | 1 | 0 | 0 | 0 | 0 | 0 | 2 | 0 | 0 | 0 | 0 | 2 | 0 | 2 | 0 | 0 | 0 | 0 |
| KOROL'OV 1b | 4 | 0 | 0 | 0 | 0 | 0 | 0 | 0 | 0 | 0 | 0 | 0 | 0 | 3 | 0 | 1 | 0 | 14 | 1 | 0 |
| LOPATA ss | 3 | 0 | 1 | 0 | 0 | 0 | 0 | 1 | 0 | 0 | 0 | 0 | 0 | 2 | 0 | 1 | 0 | 1 | 2 | 0 |
| AGAPOV 2b | 4 | 0 | 2 | 0 | 0 | 0 | 0 | 0 | 0 | 0 | 0 | 0 | 0 | 0 | 0 | 0 | 0 | 1 | 5 | 0 |
| TVERDOKHLEBO lf | 1 | 0 | 0 | 0 | 0 | 0 | 0 | 0 | 0 | 0 | 0 | 0 | 0 | 0 | 0 | 0 | 0 | 0 | 0 | 0 |
| MASLYGA lf | 3 | 0 | 0 | 0 | 0 | 0 | 0 | 0 | 0 | 0 | 0 | 0 | 0 | 1 | 0 | 0 | 0 | 1 | 0 | 0 |
| LIMARENKO p | 0 | 0 | 0 | 0 | 0 | 0 | 0 | 0 | 0 | 0 | 0 | 0 | 0 | 0 | 0 | 0 | 0 | 1 | 4 | 0 |
| Totals..... | 36 | 3 | 8 | 2 | 1 | 0 | 0 | 4 | 5 | 1 | 1 | 0 | 0 | 12 | 0 | 6 | 0 | 27 | 14 | 0 |

CZECH REPUBLIC 0 (2-2)

| Player | AB | R | H | BI | 2B | 3B | HR | BB | SB | CS | HP | SH | SF | SO | IBB | KL | GDP | PO | A | E |
|----------------|----|---|---|----|----|----|----|----|----|----|----|----|----|----|-----|----|-----|----|----|---|
| DUBOVY cf | 4 | 0 | 0 | 0 | 0 | 0 | 0 | 0 | 0 | 0 | 0 | 0 | 0 | 1 | 0 | 1 | 1 | 1 | 0 | 0 |
| SILA ss | 4 | 0 | 0 | 0 | 0 | 0 | 0 | 0 | 0 | 0 | 0 | 0 | 0 | 1 | 0 | 1 | 0 | 2 | 4 | 2 |
| CHROUST 3b | 3 | 0 | 0 | 0 | 0 | 0 | 0 | 1 | 0 | 0 | 0 | 0 | 0 | 1 | 0 | 1 | 0 | 0 | 2 | 0 |
| MENSIK rf | 4 | 0 | 1 | 0 | 0 | 0 | 0 | 0 | 0 | 0 | 0 | 0 | 0 | 2 | 0 | 2 | 0 | 1 | 0 | 0 |
| SYKORA dh | 4 | 0 | 0 | 0 | 0 | 0 | 0 | 0 | 0 | 0 | 0 | 0 | 0 | 1 | 0 | 0 | 0 | 0 | 0 | 0 |
| HAJTMAR 2b | 3 | 0 | 1 | 0 | 1 | 0 | 0 | 0 | 0 | 0 | 0 | 0 | 0 | 0 | 0 | 0 | 0 | 4 | 1 | 0 |
| SUCHA 1b | 2 | 0 | 0 | 0 | 0 | 0 | 0 | 0 | 0 | 0 | 1 | 0 | 0 | 1 | 0 | 1 | 0 | 8 | 1 | 1 |
| VYKOUKAL c | 3 | 0 | 1 | 0 | 0 | 0 | 0 | 0 | 0 | 0 | 0 | 0 | 0 | 2 | 0 | 2 | 0 | 10 | 3 | 0 |
| ONDRACEK lf | 2 | 0 | 0 | 0 | 0 | 0 | 0 | 0 | 0 | 0 | 0 | 0 | 0 | 0 | 0 | 0 | 0 | 0 | 0 | 0 |
| SAZAVSKY ph/lf | 1 | 0 | 1 | 0 | 0 | 0 | 0 | 0 | 0 | 0 | 0 | 0 | 0 | 0 | 0 | 0 | 0 | 0 | 0 | 0 |
| MALECEK p | 0 | 0 | 0 | 0 | 0 | 0 | 0 | 0 | 0 | 0 | 0 | 0 | 0 | 0 | 0 | 0 | 0 | 1 | 0 | 0 |
| PAPEZ p | 0 | 0 | 0 | 0 | 0 | 0 | 0 | 0 | 0 | 0 | 0 | 0 | 0 | 0 | 0 | 0 | 0 | 0 | 0 | 0 |
| TOMEK p | 0 | 0 | 0 | 0 | 0 | 0 | 0 | 0 | 0 | 0 | 0 | 0 | 0 | 0 | 0 | 0 | 0 | 0 | 0 | 1 |
| Totals..... | 30 | 0 | 4 | 0 | 1 | 0 | 0 | 1 | 0 | 0 | 1 | 0 | 0 | 9 | 0 | 8 | 1 | 27 | 11 | 4 |

| UKRAINE | IP | H | R | ER | BB | SO | WP | HB | BK | IBB | SH | SF | CI | 2B | 3B | HR | AB | BF | FO | GO | NP |
|-----------------|-----|---|---|----|----|----|----|----|----|-----|----|----|----|----|----|----|----|----|----|----|-----|
| LIMARENKO W,2-0 | 9.0 | 4 | 0 | 0 | 1 | 9 | 0 | 1 | 0 | 0 | 0 | 0 | 0 | 1 | 0 | 0 | 30 | 32 | 3 | 14 | 119 |
| | | | | | | | | | | | | | | | | | | | | | |
| CZECH REPUBLIC | IP | H | R | ER | BB | SO | WP | HB | BK | IBB | SH | SF | CI | 2B | 3B | HR | AB | BF | FO | GO | NP |
| MALECEK L,0-1 | 4.2 | 5 | 3 | 2 | 2 | 5 | 1 | 1 | 0 | 0 | 0 | 0 | 0 | 1 | 0 | 0 | 19 | 22 | 4 | 4 | 68 |
| PAPEZ | 0.0 | 1 | 0 | 0 | 0 | 0 | 0 | 0 | 0 | 0 | 0 | 0 | 0 | 0 | 0 | 0 | 1 | 1 | 0 | 0 | 6 |
| TOMEK | 4.1 | 2 | 0 | 0 | 2 | 7 | 0 | 0 | 0 | 0 | 0 | 0 | 0 | 0 | 0 | 0 | 16 | 18 | 2 | 3 | 63 |

Umpires - HP: PAMMESBERGER Sascha (AUT) 1B: RAMANAUSKAS Arnoldus (LTU) 3B: STEIJGER Olav (NED)
 Scorers - RASEK Martin (CZE), STEIJGER Linda (NED)
 TC - ESSELMAN Jan (NED)
 Start: 19:05 Time: 2:31 Attendance: 225

Weather: Cloudy
 Game notes:
 PAPEZ faced 1 batter in the 5th.



EUROPEAN Championship 21U '12

BRNO / TREBIC, CZECH REPUBLIC • 25th / 29th JULY



Teams' stats

| | | |
|--|----------------|------------|
| | Austria | AUT |
|--|----------------|------------|

European Championship 21U '12
Overall Statistics for AUSTRIA (as of Jul 28, 2012)
(All games Sorted by Batting avg)

record: 2-2

| Player | AVG | GP-GS | AB | R | H | 2B | 3B | HR | RBI | TB | SLG% | BB | HBP | SO | GDP | OB% | SF | SH | SB-ATT | PO | A | E | FLD% |
|-----------------------|------|-------|-----|----|----|----|----|----|-----|----|------|----|-----|----|-----|------|----|----|--------|----|----|----|-------|
| 11 OBED Ferdinand... | .467 | 4-4 | 15 | 5 | 7 | 0 | 2 | 1 | 4 | 14 | .933 | 1 | 1 | 1 | 0 | .529 | 0 | 0 | 2-3 | 4 | 1 | 1 | .833 |
| 32 SALZMANN Benjamin | .364 | 4-4 | 11 | 2 | 4 | 0 | 1 | 0 | 3 | 6 | .545 | 2 | 2 | 1 | 1 | .500 | 1 | 0 | 0-0 | 11 | 1 | 2 | .857 |
| 27 WEISER Hubert.... | .333 | 4-4 | 12 | 4 | 4 | 1 | 1 | 0 | 2 | 7 | .583 | 4 | 2 | 2 | 0 | .556 | 0 | 0 | 0-0 | 2 | 7 | 1 | .900 |
| 10 MANY Amin..... | .313 | 4-4 | 16 | 4 | 5 | 0 | 1 | 1 | 3 | 10 | .625 | 1 | 0 | 4 | 0 | .353 | 0 | 0 | 0-0 | 9 | 0 | 1 | .900 |
| 38 LOSCHY Christoph. | .200 | 4-4 | 15 | 2 | 3 | 1 | 0 | 0 | 3 | 4 | .267 | 1 | 0 | 1 | 0 | .250 | 0 | 0 | 0-0 | 1 | 0 | 0 | 1.000 |
| 24 SEISER Claus..... | .182 | 4-4 | 11 | 4 | 2 | 0 | 0 | 0 | 2 | 2 | .182 | 4 | 0 | 5 | 0 | .400 | 0 | 1 | 1-1 | 6 | 14 | 4 | .833 |
| 16 HACKL Moritz.... | .143 | 4-4 | 14 | 1 | 2 | 0 | 0 | 0 | 2 | 2 | .143 | 1 | 0 | 4 | 1 | .188 | 1 | 0 | 0-1 | 18 | 6 | 1 | .960 |
| 36 ALTENEDEK Armin.. | .091 | 3-3 | 11 | 1 | 1 | 0 | 0 | 0 | 1 | 1 | .091 | 1 | 0 | 3 | 1 | .167 | 0 | 0 | 0-0 | 32 | 3 | 1 | .972 |
| ----- | | | | | | | | | | | | | | | | | | | | | | | |
| 20 NIEL Florian..... | .333 | 4-2 | 6 | 2 | 2 | 0 | 0 | 0 | 0 | 2 | .333 | 3 | 0 | 1 | 0 | .556 | 0 | 1 | 1-1 | 2 | 6 | 0 | 1.000 |
| 8 TALIR Dominik.... | .286 | 4-1 | 7 | 0 | 2 | 0 | 0 | 0 | 3 | 2 | .286 | 0 | 0 | 4 | 0 | .286 | 0 | 0 | 0-0 | 5 | 0 | 0 | 1.000 |
| 35 ZIMMERLE Felix.... | .000 | 2-2 | 4 | 2 | 0 | 0 | 0 | 0 | 1 | 0 | .000 | 2 | 1 | 1 | 0 | .429 | 0 | 0 | 0-0 | 4 | 6 | 0 | 1.000 |
| 19 HIRNSCHAL Fabian. | .000 | 1-0 | 2 | 0 | 0 | 0 | 0 | 0 | 0 | 0 | .000 | 0 | 0 | 1 | 0 | .000 | 0 | 0 | 0-0 | 1 | 1 | 0 | 1.000 |
| 39 EFFERDINGER Marku | .000 | 1-0 | 1 | 0 | 0 | 0 | 0 | 0 | 0 | 0 | .000 | 0 | 0 | 1 | 0 | .000 | 0 | 0 | 0-0 | 2 | 0 | 0 | 1.000 |
| 18 HACKL Samuel..... | .000 | 2-0 | 0 | 0 | 0 | 0 | 0 | 0 | 0 | 0 | .000 | 0 | 0 | 0 | 0 | .000 | 0 | 0 | 0-0 | 1 | 0 | 0 | 1.000 |
| Totals..... | .256 | 4-4 | 125 | 27 | 32 | 2 | 5 | 2 | 24 | 50 | .400 | 20 | 6 | 29 | 3 | .379 | 2 | 2 | 4-6 | 99 | 48 | 11 | .930 |
| Opponents..... | .310 | 4-4 | 129 | 38 | 40 | 7 | 2 | 1 | 32 | 54 | .419 | 32 | 2 | 17 | 1 | .446 | 3 | 5 | 6-10 | 99 | 40 | 6 | .959 |

LOB - Team (29), Opp (34). DPs turned - Team (1), Opp (4). IBB - Team (0), Opp (1). Picked off - HACKL M 1.

(All games Sorted by Earned run avg)

| Player | ERA | W-L | APP | GS | CG | SHO/CBO | SV | IP | H | R | ER | BB | SO | 2B | 3B | HR | AB | B/Avg | WP | HBP | BK | SFA | SHA |
|----------------------|-------|-----|-----|----|----|---------|----|------|----|----|----|----|----|----|----|----|-----|-------|----|-----|----|-----|-----|
| 35 ZIMMERLE Felix... | 1.64 | 0-1 | 2 | 1 | 0 | 0/0 | 1 | 11.0 | 7 | 3 | 2 | 5 | 6 | 0 | 0 | 0 | 37 | .189 | 1 | 0 | 0 | 0 | 2 |
| 34 ALZINGER Richard. | 4.50 | 1-0 | 1 | 1 | 0 | 0/0 | 0 | 6.0 | 6 | 4 | 3 | 4 | 3 | 2 | 0 | 0 | 22 | .273 | 0 | 1 | 0 | 1 | 1 |
| ----- | | | | | | | | | | | | | | | | | | | | | | | |
| 21 WOLFMYR David... | 0.00 | 0-0 | 2 | 0 | 0 | 0/0 | 0 | 1.2 | 2 | 2 | 0 | 4 | 0 | 0 | 0 | 0 | 7 | .286 | 0 | 0 | 0 | 0 | 0 |
| 17 SCHNEIDER Michael | 9.00 | 0-0 | 1 | 1 | 0 | 0/0 | 0 | 5.0 | 5 | 6 | 5 | 5 | 3 | 1 | 0 | 1 | 20 | .250 | 1 | 0 | 0 | 1 | 0 |
| 32 SALZMANN Benjamin | 9.00 | 1-0 | 1 | 0 | 0 | 0/0 | 0 | 1.0 | 1 | 1 | 1 | 2 | 0 | 0 | 0 | 0 | 3 | .333 | 1 | 0 | 0 | 0 | 0 |
| 19 HIRNSCHAL Fabian. | 14.40 | 0-0 | 2 | 0 | 0 | 0/0 | 0 | 5.0 | 9 | 10 | 8 | 6 | 3 | 3 | 1 | 0 | 22 | .409 | 1 | 0 | 0 | 1 | 1 |
| 22 LUDESCHER Stefan. | 27.00 | 0-1 | 2 | 1 | 0 | 0/0 | 0 | 3.1 | 10 | 12 | 10 | 6 | 2 | 1 | 1 | 0 | 18 | .556 | 1 | 1 | 0 | 0 | 1 |
| Totals..... | 7.91 | 2-2 | 4 | 4 | 0 | 0/0 | 1 | 33.0 | 40 | 38 | 29 | 32 | 17 | 7 | 2 | 1 | 129 | .310 | 5 | 2 | 0 | 3 | 5 |
| Opponents..... | 6.82 | 2-2 | 4 | 4 | 2 | 1/0 | 0 | 33.0 | 32 | 27 | 25 | 20 | 29 | 2 | 5 | 2 | 125 | .256 | 2 | 6 | 3 | 2 | 2 |

PB - Team (0), Opp (2). Pickoffs - Team (1), ZIMMERLE 1, Opp (1). SBA/ATT - HACKL M (6-10), ZIMMERLE (1-3), LUDESCHER (2-3), HIRNSCHAL (2-2), SALZMANN (0-1), SCHNEIDER (1-1).

(All games Sorted by Fielding pct)

| Player | C | PO | A | E | FLD% | Dps | SBA | CSB | SBA% | PB | CI |
|----------------------|-----|----|----|----|-------|-----|-----|-----|-------|----|----|
| 35 ZIMMERLE Felix... | 10 | 4 | 6 | 0 | 1.000 | 0 | 1 | 2 | .333 | 0 | 0 |
| 20 NIEL Florian..... | 8 | 2 | 6 | 0 | 1.000 | 1 | 0 | 0 | --- | 0 | 0 |
| 8 TALIR Dominik.... | 5 | 5 | 0 | 0 | 1.000 | 0 | 0 | 0 | --- | 0 | 0 |
| 39 EFFERDINGER Marku | 2 | 2 | 0 | 0 | 1.000 | 0 | 0 | 0 | --- | 0 | 0 |
| 34 ALZINGER Richard. | 2 | 1 | 1 | 0 | 1.000 | 0 | 0 | 0 | --- | 0 | 0 |
| 19 HIRNSCHAL Fabian. | 2 | 1 | 1 | 0 | 1.000 | 0 | 2 | 0 | 1.000 | 0 | 0 |
| 18 HACKL Samuel..... | 1 | 1 | 0 | 0 | 1.000 | 0 | 0 | 0 | --- | 0 | 0 |
| 38 LOSCHY Christoph. | 1 | 1 | 0 | 0 | 1.000 | 0 | 0 | 0 | --- | 0 | 0 |
| 22 LUDESCHER Stefan. | 1 | 0 | 1 | 0 | 1.000 | 0 | 2 | 1 | .667 | 0 | 0 |
| 17 SCHNEIDER Michael | 1 | 0 | 1 | 0 | 1.000 | 0 | 1 | 0 | 1.000 | 0 | 0 |
| 36 ALTENEDEK Armin.. | 36 | 32 | 3 | 1 | .972 | 0 | 0 | 0 | --- | 0 | 0 |
| 16 HACKL Moritz.... | 25 | 18 | 6 | 1 | .960 | 0 | 6 | 4 | .600 | 0 | 0 |
| 27 WEISER Hubert.... | 10 | 2 | 7 | 1 | .900 | 0 | 0 | 0 | --- | 0 | 0 |
| 10 MANY Amin..... | 10 | 9 | 0 | 1 | .900 | 0 | 0 | 0 | --- | 0 | 0 |
| 32 SALZMANN Benjamin | 14 | 11 | 1 | 2 | .857 | 1 | 0 | 1 | .000 | 0 | 0 |
| 24 SEISER Claus..... | 24 | 6 | 14 | 4 | .833 | 1 | 0 | 0 | --- | 0 | 0 |
| 11 OBED Ferdinand... | 6 | 4 | 1 | 1 | .833 | 0 | 0 | 0 | --- | 0 | 0 |
| 21 WOLFMYR David... | 0 | 0 | 0 | 0 | .000 | 0 | 0 | 0 | --- | 0 | 0 |
| Totals..... | 158 | 99 | 48 | 11 | .930 | 1 | 6 | 4 | .600 | 0 | 0 |
| Opponents..... | 145 | 99 | 40 | 6 | .959 | 4 | 4 | 2 | .667 | 2 | 0 |

Hitting minimums - 1 Games 1.0 AB/Game 2.7 TPA/Game
Pitching minimums - 1 Games 1.5 IP/Game



EUROPEAN Championship 21U '12

BRNO / TREBIC, CZECH REPUBLIC • 25th / 29th JULY



Teams' stats

| | | |
|--|-----------------|------------|
| | Bulgaria | BUL |
|--|-----------------|------------|

European Championship 21U '12
Overall Statistics for BULGARIA (as of Jul 28, 2012)
(All games Sorted by Batting avg)

record: 2-2

| Player | AVG | GP-GS | AB | R | H | 2B | 3B | HR | RBI | TB | SLG% | BB | HBP | SO | GDP | OB% | SF | SH | SB-ATT | PO | A | E | FLD% |
|-----------------------|------|-------|-----|----|----|----|----|----|-----|----|------|----|-----|----|-----|------|----|----|--------|-----|----|----|-------|
| 25 DIMITROV Teodor.. | .286 | 4-4 | 14 | 1 | 4 | 1 | 0 | 0 | 3 | 5 | .357 | 4 | 0 | 1 | 2 | .444 | 0 | 0 | 0-0 | 27 | 6 | 2 | .943 |
| 33 ANDONOV Martin... | .263 | 4-4 | 19 | 1 | 5 | 0 | 0 | 0 | 1 | 5 | .263 | 1 | 0 | 2 | 0 | .300 | 0 | 0 | 0-0 | 10 | 1 | 0 | 1.000 |
| 82 GEORGIEV Georgi... | .222 | 4-4 | 18 | 3 | 4 | 1 | 0 | 0 | 1 | 5 | .278 | 3 | 0 | 4 | 0 | .333 | 0 | 1 | 1-1 | 19 | 4 | 0 | 1.000 |
| 10 CHERNOZEMSKY Evge | .222 | 4-4 | 9 | 3 | 2 | 1 | 0 | 0 | 3 | 3 | .333 | 5 | 2 | 3 | 0 | .563 | 0 | 1 | 0-0 | 9 | 19 | 3 | .903 |
| 1 KARAGANOV Antonio | .214 | 4-4 | 14 | 1 | 3 | 1 | 0 | 0 | 0 | 4 | .286 | 1 | 0 | 4 | 1 | .267 | 0 | 0 | 0-0 | 5 | 9 | 2 | .875 |
| 8 ANANIEV Alexander | .200 | 3-3 | 10 | 2 | 2 | 1 | 0 | 0 | 2 | 3 | .300 | 2 | 0 | 2 | 0 | .333 | 0 | 1 | 0-0 | 18 | 1 | 1 | .950 |
| 32 KARASHTRANOV Niko | .125 | 4-4 | 16 | 2 | 2 | 0 | 0 | 0 | 1 | 2 | .125 | 1 | 0 | 3 | 0 | .176 | 0 | 0 | 0-0 | 7 | 0 | 0 | 1.000 |
| 2 ARBOV Petar..... | .100 | 3-3 | 10 | 0 | 1 | 0 | 0 | 0 | 1 | 1 | .100 | 1 | 0 | 4 | 0 | .182 | 0 | 1 | 0-0 | 2 | 9 | 0 | 1.000 |
| ----- | | | | | | | | | | | | | | | | | | | | | | | |
| 23 DRAGOEV Ilyan.... | .333 | 4-1 | 3 | 1 | 1 | 0 | 0 | 0 | 0 | 1 | .333 | 1 | 0 | 1 | 0 | .500 | 0 | 0 | 0-0 | 3 | 1 | 2 | .667 |
| 5 JALTOV Panayot... | .250 | 2-1 | 4 | 0 | 1 | 0 | 0 | 0 | 0 | 1 | .250 | 0 | 1 | 0 | 0 | .400 | 0 | 1 | 0-0 | 1 | 2 | 0 | 1.000 |
| 27 CHIMEV Miroslav.. | .222 | 4-2 | 9 | 2 | 2 | 1 | 0 | 0 | 2 | 3 | .333 | 0 | 0 | 3 | 1 | .222 | 0 | 0 | 0-0 | 5 | 1 | 0 | 1.000 |
| 17 PETKOV Petyo..... | .000 | 3-1 | 4 | 0 | 0 | 0 | 0 | 0 | 0 | 0 | .000 | 1 | 1 | 4 | 0 | .333 | 0 | 0 | 0-0 | 4 | 3 | 1 | .875 |
| 11 OROZOV Roman..... | .000 | 2-1 | 3 | 0 | 0 | 0 | 0 | 0 | 0 | 0 | .000 | 0 | 0 | 1 | 0 | .000 | 0 | 0 | 0-0 | 1 | 0 | 0 | 1.000 |
| 45 ATALAKOV Borislav | .000 | 2-0 | 1 | 0 | 0 | 0 | 0 | 0 | 0 | 0 | .000 | 0 | 0 | 1 | 0 | .000 | 0 | 0 | 0-0 | 0 | 1 | 0 | 1.000 |
| 3 ANANIEV Kiril.... | .000 | 1-0 | 0 | 0 | 0 | 0 | 0 | 0 | 0 | 0 | .000 | 0 | 0 | 0 | 0 | .000 | 0 | 0 | 0-0 | 0 | 0 | 0 | .000 |
| Totals..... | .201 | 4-4 | 134 | 16 | 27 | 6 | 0 | 0 | 14 | 33 | .246 | 20 | 4 | 33 | 4 | .323 | 0 | 5 | 1-1 | 111 | 57 | 11 | .939 |
| Opponents..... | .224 | 4-4 | 143 | 23 | 32 | 8 | 2 | 0 | 18 | 44 | .308 | 20 | 2 | 24 | 0 | .321 | 3 | 4 | 11-12 | 111 | 49 | 8 | .952 |

LOB - Team (40), Opp (42). DPs turned - Team (2), Opp (4). Picked off - ANANIEV A 1.

(All games Sorted by Earned run avg)

| Player | ERA | W-L | APP | GS | CG | SHO/CBO | SV | IP | H | R | ER | BB | SO | 2B | 3B | HR | AB | B/Avg | WP | HBP | BK | SFA | SHA |
|----------------------|------|-----|-----|----|----|---------|----|------|----|----|----|----|----|----|----|----|-----|-------|----|-----|----|-----|-----|
| 10 CHERNOZEMSKY Evge | 1.76 | 0-0 | 2 | 2 | 0 | 0/0 | 0 | 15.1 | 10 | 5 | 3 | 8 | 9 | 1 | 1 | 0 | 58 | .172 | 1 | 0 | 0 | 0 | 2 |
| 17 PETKOV Petyo..... | 4.50 | 0-0 | 1 | 1 | 0 | 0/0 | 0 | 6.0 | 6 | 3 | 3 | 3 | 5 | 2 | 0 | 0 | 26 | .231 | 0 | 1 | 0 | 0 | 1 |
| 33 ANDONOV Martin... | 6.75 | 0-1 | 2 | 1 | 0 | 0/0 | 0 | 6.2 | 8 | 6 | 5 | 5 | 5 | 4 | 0 | 0 | 28 | .286 | 1 | 0 | 0 | 1 | 0 |
| 25 DIMITROV Teodor.. | 8.00 | 2-1 | 4 | 0 | 0 | 0/0 | 0 | 9.0 | 8 | 9 | 8 | 4 | 5 | 1 | 1 | 0 | 31 | .258 | 2 | 1 | 0 | 2 | 1 |
| Totals..... | 4.62 | 2-2 | 4 | 4 | 0 | 0/0 | 0 | 37.0 | 32 | 23 | 19 | 20 | 24 | 8 | 2 | 0 | 143 | .224 | 4 | 2 | 0 | 3 | 4 |
| Opponents..... | 2.68 | 2-2 | 4 | 4 | 0 | 1/1 | 0 | 37.0 | 27 | 16 | 11 | 20 | 33 | 6 | 0 | 0 | 134 | .201 | 3 | 4 | 0 | 0 | 5 |

PB - Team (5), ANANIEV A 3, GEORGIEV 2, Opp (2). Pickoffs - Team (0), Opp (1). SBA/ATT - ANANIEV A (10-10), CHERNOZEMSKY (4-4), ANDONOV (2-3), DIMITROV (3-3), GEORGIEV (1-2), PETKOV (2-2).

(All games Sorted by Fielding pct)

| Player | C | PO | A | E | FLD% | Dps | SBA | CSB | SBA% | PB | CI |
|----------------------|-----|-----|----|----|-------|-----|-----|-----|-------|----|----|
| 82 GEORGIEV Georgi.. | 23 | 19 | 4 | 0 | 1.000 | 2 | 1 | 1 | .500 | 2 | 0 |
| 2 ARBOV Petar..... | 11 | 2 | 9 | 0 | 1.000 | 0 | 0 | 0 | --- | 0 | 0 |
| 33 ANDONOV Martin... | 11 | 10 | 1 | 0 | 1.000 | 0 | 2 | 1 | .667 | 0 | 0 |
| 32 KARASHTRANOV Niko | 7 | 7 | 0 | 0 | 1.000 | 0 | 0 | 0 | --- | 0 | 0 |
| 27 CHIMEV Miroslav.. | 6 | 5 | 1 | 0 | 1.000 | 0 | 0 | 0 | --- | 0 | 0 |
| 5 JALTOV Panayot... | 3 | 1 | 2 | 0 | 1.000 | 0 | 0 | 0 | --- | 0 | 0 |
| 45 ATALAKOV Borislav | 1 | 0 | 1 | 0 | 1.000 | 0 | 0 | 0 | --- | 0 | 0 |
| 11 OROZOV Roman..... | 1 | 1 | 0 | 0 | 1.000 | 0 | 0 | 0 | --- | 0 | 0 |
| 8 ANANIEV Alexander | 20 | 18 | 1 | 1 | .950 | 0 | 10 | 0 | 1.000 | 3 | 0 |
| 25 DIMITROV Teodor.. | 35 | 27 | 6 | 2 | .943 | 0 | 3 | 0 | 1.000 | 0 | 0 |
| 10 CHERNOZEMSKY Evge | 31 | 9 | 19 | 3 | .903 | 1 | 4 | 0 | 1.000 | 0 | 0 |
| 1 KARAGANOV Antonio | 16 | 5 | 9 | 2 | .875 | 0 | 0 | 0 | --- | 0 | 0 |
| 17 PETKOV Petyo..... | 8 | 4 | 3 | 1 | .875 | 1 | 2 | 0 | 1.000 | 0 | 0 |
| 23 DRAGOEV Ilyan.... | 6 | 3 | 1 | 2 | .667 | 1 | 0 | 0 | --- | 0 | 0 |
| 3 ANANIEV Kiril.... | 0 | 0 | 0 | 0 | .000 | 0 | 0 | 0 | --- | 0 | 0 |
| Totals..... | 179 | 111 | 57 | 11 | .939 | 2 | 11 | 1 | .917 | 5 | 0 |
| Opponents..... | 168 | 111 | 49 | 8 | .952 | 4 | 1 | 0 | 1.000 | 2 | 0 |

Hitting minimums - 1 Games 1.0 AB/Game 2.7 TPA/Game
Pitching minimums - 1 Games 1.5 IP/Game



EUROPEAN Championship 21U '12

BRNO / TREBIC, CZECH REPUBLIC • 25th / 29th JULY



Teams' stats

| | | |
|--|-----------------------|------------|
| | Czech Republic | CZE |
|--|-----------------------|------------|

European Championship 21U '12
Overall Statistics for CZECH REPUBLIC (as of Jul 28, 2012)
(All games Sorted by Batting avg)

record: 2-2

| Player | AVG | GP-GS | AB | R | H | 2B | 3B | HR | RBI | TB | SLG% | BB | HBP | SO | GDP | OB% | SF | SH | SB-ATT | PO | A | E | FLD% |
|----------------------|-------|-------|-----|----|----|----|----|----|-----|----|-------|----|-----|----|-----|-------|----|----|--------|----|----|----|-------|
| 46 MENSIK Matej..... | .615 | 4-4 | 13 | 8 | 8 | 3 | 1 | 1 | 7 | 16 | 1.231 | 4 | 1 | 3 | 0 | .684 | 1 | 0 | 0-1 | 7 | 0 | 0 | 1.000 |
| 43 DUBOVY Arnost.... | .533 | 4-4 | 15 | 4 | 8 | 1 | 1 | 0 | 7 | 11 | .733 | 2 | 2 | 2 | 1 | .632 | 0 | 1 | 0-0 | 5 | 0 | 0 | 1.000 |
| 39 SAZAVSKY Richard. | .385 | 4-3 | 13 | 4 | 5 | 0 | 1 | 0 | 3 | 7 | .538 | 2 | 0 | 1 | 0 | .467 | 0 | 0 | 1-1 | 3 | 0 | 0 | 1.000 |
| 41 VYKOUKAL Michael. | .364 | 4-4 | 11 | 4 | 4 | 0 | 0 | 0 | 4 | 4 | .364 | 5 | 0 | 3 | 0 | .563 | 0 | 0 | 0-0 | 26 | 4 | 0 | 1.000 |
| 38 SILA Petr..... | .333 | 4-4 | 15 | 4 | 5 | 0 | 1 | 0 | 4 | 7 | .467 | 0 | 1 | 1 | 0 | .375 | 0 | 1 | 1-1 | 6 | 12 | 4 | .818 |
| 37 SYKORA Tomas..... | .333 | 4-4 | 12 | 4 | 4 | 2 | 1 | 0 | 5 | 8 | .667 | 0 | 2 | 2 | 1 | .429 | 0 | 0 | 0-0 | 0 | 0 | 0 | .000 |
| 40 HAJTMAR Adam..... | .308 | 4-4 | 13 | 8 | 4 | 1 | 0 | 0 | 1 | 5 | .385 | 2 | 2 | 1 | 0 | .471 | 0 | 0 | 0-0 | 11 | 4 | 2 | .882 |
| 55 SUCHA Matej..... | .286 | 4-4 | 14 | 3 | 4 | 3 | 0 | 0 | 4 | 7 | .500 | 2 | 1 | 3 | 0 | .412 | 0 | 0 | 1-2 | 29 | 2 | 3 | .912 |
| 71 CHROUST Premek... | .286 | 4-4 | 14 | 6 | 4 | 0 | 1 | 0 | 6 | 6 | .429 | 5 | 0 | 3 | 0 | .474 | 0 | 0 | 0-0 | 1 | 8 | 1 | .900 |
| 45 BRABEC Matej..... | 1.000 | 1-0 | 1 | 1 | 1 | 0 | 0 | 0 | 2 | 1 | 1.000 | 0 | 0 | 0 | 0 | 1.000 | 0 | 0 | 0-0 | 0 | 0 | 0 | .000 |
| 30 NEVERIL David.... | .333 | 2-0 | 3 | 2 | 1 | 0 | 0 | 0 | 0 | 1 | .333 | 0 | 0 | 0 | 0 | .333 | 0 | 0 | 0-0 | 0 | 0 | 0 | .000 |
| 35 ONDRACEK Jakub... | .000 | 4-1 | 5 | 3 | 0 | 0 | 0 | 0 | 1 | 0 | .000 | 2 | 0 | 0 | 0 | .286 | 0 | 0 | 1-1 | 1 | 2 | 0 | 1.000 |
| 56 ORALEK Jan..... | .000 | 1-0 | 1 | 0 | 0 | 0 | 0 | 0 | 0 | 0 | .000 | 0 | 0 | 0 | 0 | .000 | 0 | 0 | 0-0 | 0 | 0 | 0 | .000 |
| Totals..... | .369 | 4-4 | 130 | 51 | 48 | 10 | 6 | 1 | 44 | 73 | .562 | 24 | 9 | 19 | 2 | .494 | 1 | 2 | 4-6 | 90 | 39 | 11 | .921 |
| Opponents..... | .168 | 4-4 | 113 | 12 | 19 | 3 | 1 | 0 | 9 | 24 | .212 | 12 | 8 | 26 | 2 | .293 | 0 | 1 | 8-10 | 87 | 40 | 6 | .955 |

LOB - Team (28), Opp (32). DPs turned - Team (3), Opp (3).

(All games Sorted by Earned run avg)

| Player | ERA | W-L | APP | GS | CG | SHO/CBO | SV | IP | H | R | ER | BB | SO | 2B | 3B | HR | AB | B/Avg | WP | HBP | BK | SFA | SHA |
|----------------------|-------|-----|-----|----|----|---------|----|------|----|----|----|----|----|----|----|----|-----|-------|----|-----|----|-----|-----|
| 10 TOMEK Jan..... | 0.00 | 1-0 | 2 | 1 | 1 | 1/0 | 0 | 11.1 | 2 | 0 | 0 | 5 | 11 | 0 | 0 | 0 | 37 | .054 | 0 | 0 | 0 | 0 | 0 |
| 48 VITEK Daniel..... | 0.00 | 1-0 | 1 | 1 | 0 | 0/1 | 0 | 4.0 | 2 | 0 | 0 | 0 | 5 | 0 | 0 | 0 | 15 | .133 | 0 | 1 | 0 | 0 | 0 |
| 34 NOVAK Jan..... | 0.00 | 0-0 | 1 | 0 | 0 | 0/0 | 0 | 2.1 | 1 | 0 | 0 | 1 | 4 | 0 | 0 | 0 | 8 | .125 | 0 | 0 | 0 | 0 | 0 |
| 14 CERVENKA Marek... | 0.00 | 0-0 | 1 | 0 | 0 | 0/0 | 0 | 2.0 | 3 | 4 | 0 | 0 | 1 | 1 | 0 | 0 | 10 | .300 | 0 | 2 | 0 | 0 | 1 |
| 7 PAPEZ Vojtech.... | 0.00 | 0-0 | 2 | 0 | 0 | 0/1 | 0 | 1.0 | 2 | 0 | 0 | 0 | 0 | 0 | 0 | 0 | 5 | .400 | 0 | 0 | 0 | 0 | 0 |
| 45 BRABEC Matej..... | 0.00 | 0-0 | 1 | 0 | 0 | 0/0 | 0 | 0.0 | 0 | 0 | 0 | 1 | 0 | 0 | 0 | 0 | 0 | 0 | 0 | 0 | 0 | 0 | 0 |
| 54 MALECEK Martin Ka | 3.86 | 0-1 | 1 | 1 | 0 | 0/0 | 0 | 4.2 | 5 | 3 | 2 | 2 | 5 | 1 | 0 | 0 | 19 | .263 | 1 | 1 | 0 | 0 | 0 |
| 42 SOBOTKA Michal... | 3.86 | 0-1 | 1 | 1 | 0 | 0/0 | 0 | 4.2 | 4 | 5 | 2 | 3 | 0 | 1 | 1 | 0 | 19 | .211 | 0 | 4 | 0 | 0 | 0 |
| Totals..... | 1.20 | 2-2 | 4 | 4 | 1 | 2/1 | 0 | 30.0 | 19 | 12 | 4 | 12 | 26 | 3 | 1 | 0 | 113 | .168 | 1 | 8 | 0 | 0 | 1 |
| Opponents..... | 13.03 | 2-2 | 4 | 4 | 1 | 1/0 | 0 | 29.0 | 48 | 51 | 42 | 24 | 19 | 10 | 6 | 1 | 130 | .369 | 2 | 9 | 0 | 1 | 2 |

PB - Team (2), VYKOUKAL 1, ORALEK 1, Opp (1). SBA/ATT - VYKOUKAL (8-10), TOMEK (2-3), MALECEK (3-3), SOBOTKA (1-2), VITEK (1-1), CERVENKA (1-1).

(All games Sorted by Fielding pct)

| Player | C | PO | A | E | FLD% | Dps | SBA | CSB | SBA% | PB | CI |
|----------------------|-----|----|----|----|-------|-----|-----|-----|-------|----|----|
| 41 VYKOUKAL Michael. | 30 | 26 | 4 | 0 | 1.000 | 0 | 8 | 2 | .800 | 1 | 0 |
| 46 MENSIK Matej..... | 7 | 7 | 0 | 0 | 1.000 | 0 | 0 | 0 | --- | 0 | 0 |
| 43 DUBOVY Arnost.... | 5 | 5 | 0 | 0 | 1.000 | 0 | 0 | 0 | --- | 0 | 0 |
| 35 ONDRACEK Jakub... | 3 | 1 | 2 | 0 | 1.000 | 0 | 0 | 0 | --- | 0 | 0 |
| 39 SAZAVSKY Richard. | 3 | 3 | 0 | 0 | 1.000 | 0 | 0 | 0 | --- | 0 | 0 |
| 48 VITEK Daniel..... | 2 | 0 | 2 | 0 | 1.000 | 0 | 1 | 0 | 1.000 | 0 | 0 |
| 14 CERVENKA Marek... | 2 | 0 | 2 | 0 | 1.000 | 0 | 1 | 0 | 1.000 | 0 | 0 |
| 54 MALECEK Martin Ka | 1 | 1 | 0 | 0 | 1.000 | 0 | 3 | 0 | 1.000 | 0 | 0 |
| 42 SOBOTKA Michal... | 1 | 0 | 1 | 0 | 1.000 | 0 | 1 | 1 | .500 | 0 | 0 |
| 55 SUCHA Matej..... | 34 | 29 | 2 | 3 | .912 | 3 | 0 | 0 | --- | 0 | 0 |
| 71 CHROUST Premek... | 10 | 1 | 8 | 1 | .900 | 0 | 0 | 0 | --- | 0 | 0 |
| 40 HAJTMAR Adam..... | 17 | 11 | 4 | 2 | .882 | 2 | 0 | 0 | --- | 0 | 0 |
| 38 SILA Petr..... | 22 | 6 | 12 | 4 | .818 | 2 | 0 | 0 | --- | 0 | 0 |
| 10 TOMEK Jan..... | 3 | 0 | 2 | 1 | .667 | 1 | 2 | 1 | .667 | 0 | 0 |
| 30 NEVERIL David.... | 0 | 0 | 0 | 0 | .000 | 0 | 0 | 0 | --- | 0 | 0 |
| 37 SYKORA Tomas..... | 0 | 0 | 0 | 0 | .000 | 0 | 0 | 0 | --- | 0 | 0 |
| 56 ORALEK Jan..... | 0 | 0 | 0 | 0 | .000 | 0 | 0 | 0 | --- | 1 | 0 |
| 45 BRABEC Matej..... | 0 | 0 | 0 | 0 | .000 | 0 | 0 | 0 | --- | 0 | 0 |
| 34 NOVAK Jan..... | 0 | 0 | 0 | 0 | .000 | 0 | 0 | 0 | --- | 0 | 0 |
| 7 PAPEZ Vojtech.... | 0 | 0 | 0 | 0 | .000 | 0 | 0 | 0 | --- | 0 | 0 |
| Totals..... | 140 | 90 | 39 | 11 | .921 | 3 | 8 | 2 | .800 | 2 | 0 |
| Opponents..... | 133 | 87 | 40 | 6 | .955 | 3 | 4 | 2 | .667 | 1 | 0 |

Hitting minimums - 1 Games 1.0 AB/Game 2.7 TPA/Game
Pitching minimums - 1 Games 1.5 IP/Game



EUROPEAN Championship

21U '12

BRNO / TREBIC, CZECH REPUBLIC • 25th / 29th JULY



Teams' stats

| | | |
|--|---------------|------------|
| | France | FRA |
|--|---------------|------------|

European Championship 21U '12
Overall Statistics for FRANCE (as of Jul 28, 2012)
(All games Sorted by Batting avg)

record: 3-1

| Player | AVG | GP-GS | AB | R | H | 2B | 3B | HR | RBI | TB | SLG% | BB | HBP | SO | GDP | OB% | SF | SH | SB-ATT | PO | A | E | FLD% |
|----------------------|-------|-------|-----|----|----|----|----|----|-----|----|-------|----|-----|----|-----|-------|----|----|--------|-----|----|----|-------|
| 45 LEFEVRE Maxime... | .455 | 4-4 | 11 | 3 | 5 | 1 | 2 | 0 | 1 | 10 | .909 | 4 | 2 | 1 | 0 | .647 | 0 | 0 | 3-6 | 4 | 9 | 3 | .813 |
| 51 WILLIAMS Omar.... | .389 | 4-4 | 18 | 7 | 7 | 2 | 0 | 0 | 3 | 9 | .500 | 3 | 0 | 1 | 0 | .476 | 0 | 0 | 0-0 | 5 | 14 | 0 | 1.000 |
| 33 VICENTE Simon.... | .368 | 4-4 | 19 | 4 | 7 | 1 | 0 | 0 | 1 | 8 | .421 | 1 | 0 | 4 | 0 | .381 | 1 | 0 | 2-2 | 42 | 4 | 1 | .979 |
| 34 PITCHER Andy..... | .286 | 4-4 | 14 | 1 | 4 | 0 | 0 | 0 | 2 | 4 | .286 | 2 | 0 | 2 | 2 | .375 | 0 | 1 | 0-0 | 9 | 1 | 0 | 1.000 |
| 42 PATUREL Arthur... | .222 | 4-4 | 18 | 5 | 4 | 1 | 0 | 1 | 9 | 8 | .444 | 2 | 0 | 5 | 0 | .300 | 0 | 0 | 1-1 | 3 | 1 | 0 | 1.000 |
| 39 FELIX Antonio.... | .200 | 4-4 | 15 | 1 | 3 | 0 | 0 | 0 | 1 | 3 | .200 | 1 | 0 | 3 | 0 | .250 | 0 | 0 | 0-0 | 6 | 7 | 1 | .929 |
| 41 COMBES Oscar..... | .188 | 4-4 | 16 | 4 | 3 | 0 | 0 | 0 | 3 | 3 | .188 | 4 | 0 | 1 | 0 | .350 | 0 | 1 | 2-2 | 5 | 0 | 0 | 1.000 |
| 35 LAKMECHE Theo.... | .125 | 4-4 | 8 | 2 | 1 | 0 | 0 | 0 | 1 | 1 | .125 | 3 | 4 | 3 | 1 | .533 | 0 | 0 | 0-1 | 23 | 5 | 1 | .966 |
| ----- | | | | | | | | | | | | | | | | | | | | | | | |
| 50 GLEESON Dylan.... | 1.000 | 2-0 | 1 | 1 | 1 | 0 | 0 | 0 | 1 | 1 | 1.000 | 0 | 0 | 0 | 0 | 1.000 | 0 | 0 | 1-1 | 3 | 0 | 0 | 1.000 |
| 48 COOPMAN Warren... | .600 | 2-1 | 5 | 1 | 3 | 1 | 0 | 0 | 3 | 4 | .800 | 0 | 1 | 1 | 0 | .667 | 0 | 0 | 1-1 | 0 | 3 | 0 | 1.000 |
| 31 VILLANUEVA Yannic | .500 | 2-1 | 4 | 1 | 2 | 1 | 0 | 0 | 1 | 3 | .750 | 0 | 2 | 0 | 0 | .667 | 0 | 0 | 0-0 | 0 | 1 | 0 | 1.000 |
| 52 BECQUEY Quentin.. | .125 | 3-2 | 8 | 1 | 1 | 0 | 0 | 0 | 1 | 1 | .125 | 1 | 1 | 3 | 0 | .300 | 0 | 0 | 0-0 | 0 | 0 | 0 | 1.000 |
| 36 FRANCOIS Henri... | .000 | 3-0 | 3 | 1 | 0 | 0 | 0 | 0 | 0 | 0 | .000 | 2 | 0 | 1 | 0 | .400 | 0 | 0 | 0-1 | 3 | 6 | 1 | .900 |
| Totals..... | .293 | 4-4 | 140 | 32 | 41 | 7 | 2 | 1 | 27 | 55 | .393 | 23 | 10 | 25 | 3 | .425 | 1 | 2 | 10-15 | 105 | 53 | 7 | .958 |
| Opponents..... | .248 | 4-4 | 133 | 20 | 33 | 6 | 0 | 0 | 20 | 39 | .293 | 23 | 11 | 25 | 4 | .399 | 1 | 2 | 4-6 | 105 | 50 | 13 | .923 |

LOB - Team (39), Opp (46). DPs turned - Team (5), Opp (3). CI - Team (1), LAKMECHE 1.

(All games Sorted by Earned run avg)

| Player | ERA | W-L | APP | GS | CG | SHO/CBO | SV | IP | H | R | ER | BB | SO | 2B | 3B | HR | AB | B/Avg | WP | HBP | BK | SFA | SHA |
|----------------------|-------|-----|-----|----|----|---------|----|------|----|----|----|----|----|----|----|----|-----|-------|----|-----|----|-----|-----|
| 30 TYLER Maxwell.... | 0.00 | 1-0 | 1 | 1 | 0 | 0/1 | 0 | 7.0 | 2 | 0 | 0 | 2 | 4 | 0 | 0 | 0 | 23 | .087 | 0 | 1 | 0 | 0 | 0 |
| ----- | | | | | | | | | | | | | | | | | | | | | | | |
| 37 MOTTAY Jonathan.. | 0.00 | 1-0 | 1 | 0 | 0 | 0/0 | 0 | 4.2 | 2 | 0 | 0 | 1 | 2 | 0 | 0 | 0 | 16 | .125 | 0 | 1 | 0 | 0 | 0 |
| 48 COOPMAN Warren... | 3.18 | 1-0 | 2 | 0 | 0 | 0/0 | 0 | 5.2 | 7 | 3 | 2 | 3 | 6 | 2 | 0 | 0 | 26 | .269 | 0 | 2 | 0 | 0 | 0 |
| 44 VICENS Hugo..... | 3.38 | 0-1 | 1 | 0 | 0 | 0/0 | 0 | 5.1 | 1 | 2 | 2 | 4 | 2 | 0 | 0 | 0 | 14 | .071 | 0 | 2 | 0 | 0 | 0 |
| 49 SECLEPPE Eloi.... | 4.91 | 0-0 | 1 | 1 | 0 | 0/0 | 0 | 3.2 | 7 | 2 | 2 | 1 | 3 | 2 | 0 | 0 | 16 | .438 | 0 | 2 | 0 | 0 | 1 |
| 43 NEUMANN Sebastien | 6.00 | 0-0 | 1 | 1 | 0 | 0/0 | 0 | 3.0 | 4 | 2 | 2 | 2 | 3 | 1 | 0 | 0 | 14 | .286 | 0 | 0 | 0 | 0 | 0 |
| 31 VILLANUEVA Yannic | 6.75 | 0-0 | 2 | 0 | 0 | 0/1 | 0 | 4.0 | 4 | 3 | 3 | 4 | 3 | 1 | 0 | 0 | 15 | .267 | 0 | 1 | 0 | 0 | 1 |
| 47 VAN HEYNINGEN Dav | 13.50 | 0-0 | 2 | 0 | 0 | 0/0 | 0 | 1.1 | 1 | 2 | 2 | 4 | 2 | 0 | 0 | 0 | 4 | .250 | 2 | 1 | 0 | 0 | 0 |
| 46 BODET Benjamin... | 99.00 | 0-0 | 1 | 1 | 0 | 0/0 | 0 | 0.1 | 5 | 6 | 6 | 2 | 0 | 0 | 0 | 0 | 5 | 1.000 | 0 | 1 | 0 | 1 | 0 |
| Totals..... | 4.89 | 3-1 | 4 | 4 | 0 | 1/1 | 0 | 35.0 | 33 | 20 | 19 | 23 | 25 | 6 | 0 | 0 | 133 | .248 | 2 | 11 | 0 | 1 | 2 |
| Opponents..... | 5.14 | 1-3 | 4 | 4 | 0 | 0/0 | 1 | 35.0 | 41 | 32 | 20 | 23 | 25 | 7 | 2 | 1 | 140 | .293 | 4 | 10 | 0 | 1 | 2 |

PB - Team (2), LAKMECHE 2. Pickoffs - Team (1), VICENS 1. SBA/ATT - LAKMECHE (4-5), VILLANUEVA (3-3), VAN HEYNINGE (1-2), VICENS (0-1).

(All games Sorted by Fielding pct)

| Player | C | PO | A | E | FLD% | DPs | SBA | CSB | SBA% | PB | CI |
|----------------------|-----|-----|----|----|-------|-----|-----|-----|-------|----|----|
| 51 WILLIAMS Omar.... | 19 | 5 | 14 | 0 | 1.000 | 3 | 0 | 0 | --- | 0 | 0 |
| 34 PITCHER Andy..... | 10 | 9 | 1 | 0 | 1.000 | 0 | 0 | 0 | --- | 0 | 0 |
| 41 COMBES Oscar..... | 5 | 5 | 0 | 0 | 1.000 | 0 | 0 | 0 | --- | 0 | 0 |
| 42 PATUREL Arthur... | 4 | 3 | 1 | 0 | 1.000 | 0 | 0 | 0 | --- | 0 | 0 |
| 50 GLEESON Dylan.... | 3 | 3 | 0 | 0 | 1.000 | 0 | 0 | 0 | --- | 0 | 0 |
| 48 COOPMAN Warren... | 3 | 0 | 3 | 0 | 1.000 | 0 | 0 | 0 | --- | 0 | 0 |
| 44 VICENS Hugo..... | 1 | 0 | 1 | 0 | 1.000 | 0 | 0 | 1 | .000 | 0 | 0 |
| 37 MOTTAY Jonathan.. | 1 | 1 | 0 | 0 | 1.000 | 0 | 0 | 0 | --- | 0 | 0 |
| 31 VILLANUEVA Yannic | 1 | 0 | 1 | 0 | 1.000 | 0 | 3 | 0 | 1.000 | 0 | 0 |
| 30 TYLER Maxwell.... | 1 | 1 | 0 | 0 | 1.000 | 0 | 0 | 0 | --- | 0 | 0 |
| 49 SECLEPPE Eloi.... | 1 | 0 | 1 | 0 | 1.000 | 0 | 0 | 0 | --- | 0 | 0 |
| 33 VICENTE Simon.... | 47 | 42 | 4 | 1 | .979 | 5 | 0 | 0 | --- | 0 | 0 |
| 35 LAKMECHE Theo.... | 29 | 23 | 5 | 1 | .966 | 1 | 4 | 1 | .800 | 2 | 1 |
| 39 FELIX Antonio.... | 14 | 6 | 7 | 1 | .929 | 2 | 0 | 0 | --- | 0 | 0 |
| 36 FRANCOIS Henri... | 10 | 3 | 6 | 1 | .900 | 1 | 0 | 0 | --- | 0 | 0 |
| 45 LEFEVRE Maxime... | 16 | 4 | 9 | 3 | .813 | 0 | 0 | 0 | --- | 0 | 0 |
| 43 NEUMANN Sebastien | 0 | 0 | 0 | 0 | .000 | 0 | 0 | 0 | --- | 0 | 0 |
| 52 BECQUEY Quentin.. | 0 | 0 | 0 | 0 | .000 | 0 | 0 | 0 | --- | 0 | 0 |
| 47 VAN HEYNINGEN Dav | 0 | 0 | 0 | 0 | .000 | 0 | 1 | 1 | .500 | 0 | 0 |
| 46 BODET Benjamin... | 0 | 0 | 0 | 0 | .000 | 0 | 0 | 0 | --- | 0 | 0 |
| Totals..... | 165 | 105 | 53 | 7 | .958 | 5 | 4 | 2 | .667 | 2 | 1 |
| Opponents..... | 168 | 105 | 50 | 13 | .923 | 3 | 10 | 5 | .667 | 0 | 0 |

Hitting minimums - 1 Games 1.0 AB/Game 2.7 TPA/Game
Pitching minimums - 1 Games 1.5 IP/Game



EUROPEAN Championship 21U '12

BRNO / TREBIC, CZECH REPUBLIC • 25th / 29th JULY



Teams' stats

| | | |
|--|------------------|------------|
| | Lithuania | LTU |
|--|------------------|------------|

European Championship 21U '12
Overall Statistics for LITHUANIA (as of Jul 28, 2012)
(All games Sorted by Batting avg)

record: 0-4

| Player | AVG | GP-GS | AB | R | H | 2B | 3B | HR | RBI | TB | SLG% | BB | HBP | SO | GDP | OB% | SF | SH | SB-ATT | PO | A | E | FLD% |
|-----------------------|------|-------|-----|----|----|----|----|----|-----|----|------|----|-----|----|-----|------|----|----|--------|----|----|----|-------|
| 15 SADAUNYKAS Justin | .333 | 4-4 | 12 | 2 | 4 | 1 | 0 | 0 | 3 | 5 | .417 | 2 | 1 | 1 | 0 | .467 | 0 | 0 | 3-3 | 3 | 3 | 1 | .857 |
| 9 NEVERAUSKAS Dovydas | .308 | 4-3 | 13 | 2 | 4 | 0 | 0 | 0 | 0 | 4 | .308 | 0 | 1 | 0 | 0 | .357 | 0 | 0 | 1-1 | 25 | 1 | 1 | .963 |
| 12 KOLDUBA Vydmantas | .308 | 4-4 | 13 | 2 | 4 | 0 | 0 | 0 | 0 | 4 | .308 | 4 | 0 | 1 | 0 | .471 | 0 | 0 | 2-2 | 6 | 6 | 5 | .706 |
| 1 MARTUNAS Gytis... | .286 | 4-4 | 14 | 2 | 4 | 0 | 1 | 0 | 3 | 6 | .429 | 2 | 0 | 2 | 0 | .375 | 0 | 0 | 0-0 | 9 | 6 | 0 | 1.000 |
| 8 SEREICKAS Tomas. | .273 | 4-4 | 11 | 2 | 3 | 2 | 0 | 0 | 2 | 5 | .455 | 1 | 1 | 2 | 0 | .385 | 0 | 0 | 0-0 | 2 | 2 | 0 | 1.000 |
| 14 SIRGEDAS Lukas... | .231 | 4-3 | 13 | 0 | 3 | 0 | 0 | 0 | 1 | 3 | .231 | 0 | 0 | 0 | 0 | .231 | 0 | 0 | 2-2 | 3 | 2 | 2 | .714 |
| 7 VILIMAS Kestas... | .231 | 4-3 | 13 | 3 | 3 | 0 | 1 | 0 | 2 | 5 | .385 | 2 | 0 | 2 | 1 | .313 | 1 | 0 | 1-1 | 22 | 2 | 1 | .960 |
| 17 SARAPAS Kiprijona | .100 | 4-3 | 10 | 0 | 1 | 0 | 0 | 0 | 0 | 1 | .100 | 1 | 0 | 3 | 0 | .182 | 0 | 0 | 0-0 | 5 | 1 | 1 | .857 |
| 5 DANKOVSKIS Arunas | .000 | 3-3 | 9 | 0 | 0 | 0 | 0 | 0 | 1 | 0 | .000 | 1 | 0 | 6 | 0 | .100 | 0 | 1 | 1-1 | 3 | 9 | 0 | 1.000 |
| 10 VILIMAS Robertas. | .000 | 4-3 | 8 | 0 | 0 | 0 | 0 | 0 | 0 | 0 | .000 | 2 | 0 | 2 | 1 | .200 | 0 | 0 | 0-0 | 7 | 1 | 0 | 1.000 |
| 18 VILBIKAS Deividas | .000 | 1-1 | 2 | 0 | 0 | 0 | 0 | 0 | 0 | 0 | .000 | 0 | 0 | 0 | 0 | .000 | 0 | 3 | 0-0 | 4 | 2 | 0 | 1.000 |
| 16 ZINKEVICIUS Ignas | .000 | 1-0 | 1 | 0 | 0 | 0 | 0 | 0 | 0 | 0 | .000 | 0 | 0 | 0 | 0 | .000 | 0 | 0 | 0-0 | 0 | 1 | 0 | 1.000 |
| 3 MICKUS Vaidas.... | .000 | 1-0 | 1 | 0 | 0 | 0 | 0 | 0 | 0 | 0 | .000 | 0 | 0 | 1 | 0 | .000 | 0 | 0 | 0-0 | 1 | 0 | 0 | 1.000 |
| 13 MICHALSKIS Tomas. | .000 | 1-1 | 1 | 0 | 0 | 0 | 0 | 0 | 0 | 0 | .000 | 0 | 0 | 0 | 0 | .000 | 0 | 0 | 0-0 | 0 | 2 | 1 | .667 |
| Totals..... | .215 | 4-4 | 121 | 13 | 26 | 3 | 2 | 0 | 12 | 33 | .273 | 15 | 3 | 20 | 2 | .314 | 1 | 4 | 10-10 | 90 | 38 | 12 | .914 |
| Opponents..... | .386 | 4-4 | 140 | 62 | 54 | 6 | 10 | 1 | 55 | 83 | .593 | 37 | 12 | 26 | 0 | .542 | 1 | 4 | 9-10 | 96 | 47 | 10 | .935 |

LOB - Team (36), Opp (42). DPs turned - Team (1), Opp (3). CI - Team (0), Opp (1).

(All games Sorted by Earned run avg)

| Player | ERA | W-L | APP | GS | CG | SHO/CBO | SV | IP | H | R | ER | BB | SO | 2B | 3B | HR | AB | B/Avg | WP | HBP | BK | SFA | SHA |
|-----------------------|-------|-----|-----|----|----|---------|----|------|----|----|----|----|----|----|----|----|-----|-------|----|-----|----|-----|-----|
| 15 SADAUNYKAS Justin | 6.75 | 0-2 | 2 | 1 | 0 | 0/0 | 0 | 9.1 | 10 | 8 | 7 | 6 | 11 | 1 | 1 | 0 | 35 | .286 | 1 | 4 | 0 | 0 | 1 |
| 10 VILIMAS Robertas. | 7.11 | 0-1 | 2 | 1 | 0 | 0/0 | 0 | 6.1 | 6 | 5 | 5 | 8 | 8 | 1 | 1 | 0 | 23 | .261 | 1 | 2 | 0 | 0 | 2 |
| 9 NEVERAUSKAS Dovydas | 3.86 | 0-0 | 1 | 0 | 0 | 0/0 | 0 | 2.1 | 4 | 3 | 1 | 2 | 3 | 0 | 0 | 0 | 12 | .333 | 0 | 2 | 0 | 0 | 0 |
| 8 SEREICKAS Tomas. | 7.71 | 0-0 | 2 | 1 | 0 | 0/0 | 0 | 4.2 | 6 | 5 | 4 | 7 | 0 | 0 | 1 | 0 | 19 | .316 | 1 | 1 | 1 | 0 | 1 |
| 1 MARTUNAS Gytis... | 19.29 | 0-0 | 1 | 0 | 0 | 0/0 | 0 | 2.1 | 6 | 6 | 5 | 2 | 2 | 0 | 2 | 0 | 12 | .500 | 1 | 0 | 2 | 1 | 0 |
| 16 ZINKEVICIUS Ignas | 27.00 | 0-0 | 1 | 0 | 0 | 0/0 | 0 | 2.0 | 7 | 12 | 6 | 4 | 1 | 1 | 2 | 0 | 16 | .438 | 0 | 0 | 0 | 0 | 0 |
| 7 VILIMAS Kestas... | 27.00 | 0-0 | 1 | 0 | 0 | 0/0 | 0 | 0.2 | 3 | 2 | 2 | 0 | 0 | 1 | 0 | 0 | 5 | .600 | 0 | 0 | 0 | 0 | 0 |
| 13 MICHALSKIS Tomas. | 54.00 | 0-0 | 1 | 0 | 0 | 0/0 | 0 | 1.0 | 3 | 6 | 6 | 2 | 1 | 1 | 1 | 1 | 5 | .600 | 0 | 2 | 0 | 0 | 0 |
| 18 VILBIKAS Deividas | 60.75 | 0-1 | 1 | 1 | 0 | 0/0 | 0 | 1.1 | 7 | 10 | 9 | 3 | 0 | 1 | 2 | 0 | 11 | .636 | 0 | 1 | 0 | 0 | 0 |
| 12 KOLDUBA Vydmantas | 99.00 | 0-0 | 1 | 0 | 0 | 0/0 | 0 | 0.0 | 2 | 5 | 5 | 3 | 0 | 0 | 0 | 0 | 2 | 1.000 | 0 | 0 | 0 | 0 | 0 |
| Totals..... | 15.00 | 0-4 | 4 | 4 | 0 | 0/0 | 0 | 30.0 | 54 | 62 | 50 | 37 | 26 | 6 | 10 | 1 | 140 | .386 | 4 | 12 | 3 | 1 | 4 |
| Opponents..... | 3.09 | 4-0 | 4 | 4 | 0 | 2/2 | 0 | 32.0 | 26 | 13 | 11 | 15 | 20 | 3 | 2 | 0 | 121 | .215 | 2 | 3 | 0 | 1 | 4 |

PB - Team (3), MARTUNAS 2, VILIMAS K 1, Opp (1). Pickoffs - Team (1), MARTUNAS 1. SBA/ATT - VILIMAS K (8-8), MARTUNAS (3-4), SADAUNYKAS (3-3), VILIMAS R (2-2), VILBIKAS (1-1), MICHALSKIS (0-1), NEVERAUSKAS (1-1).

(All games Sorted by Fielding pct)

| Player | C | PO | A | E | FLD% | Dps | SBA | CSB | SBA% | PB | CI |
|-----------------------|-----|----|----|----|-------|-----|-----|-----|-------|----|----|
| 1 MARTUNAS Gytis... | 15 | 9 | 6 | 0 | 1.000 | 0 | 3 | 1 | .750 | 2 | 0 |
| 5 DANKOVSKIS Arunas | 12 | 3 | 9 | 0 | 1.000 | 0 | 0 | 0 | --- | 0 | 0 |
| 10 VILIMAS Robertas. | 8 | 7 | 1 | 0 | 1.000 | 0 | 2 | 0 | 1.000 | 0 | 0 |
| 18 VILBIKAS Deividas | 6 | 4 | 2 | 0 | 1.000 | 0 | 1 | 0 | 1.000 | 0 | 0 |
| 8 SEREICKAS Tomas. | 4 | 2 | 2 | 0 | 1.000 | 0 | 0 | 0 | --- | 0 | 0 |
| 16 ZINKEVICIUS Ignas | 1 | 0 | 1 | 0 | 1.000 | 0 | 0 | 0 | --- | 0 | 0 |
| 3 MICKUS Vaidas.... | 1 | 1 | 0 | 0 | 1.000 | 0 | 0 | 0 | --- | 0 | 0 |
| 9 NEVERAUSKAS Dovydas | 27 | 25 | 1 | 1 | .963 | 0 | 1 | 0 | 1.000 | 0 | 0 |
| 7 VILIMAS Kestas... | 25 | 22 | 2 | 1 | .960 | 0 | 8 | 0 | 1.000 | 1 | 0 |
| 17 SARAPAS Kiprijona | 7 | 5 | 1 | 1 | .857 | 0 | 0 | 0 | --- | 0 | 0 |
| 15 SADAUNYKAS Justin | 7 | 3 | 3 | 1 | .857 | 0 | 3 | 0 | 1.000 | 0 | 0 |
| 14 SIRGEDAS Lukas... | 7 | 3 | 2 | 2 | .714 | 1 | 0 | 0 | --- | 0 | 0 |
| 12 KOLDUBA Vydmantas | 17 | 6 | 6 | 5 | .706 | 1 | 0 | 0 | --- | 0 | 0 |
| 13 MICHALSKIS Tomas. | 3 | 0 | 2 | 1 | .667 | 0 | 0 | 1 | .000 | 0 | 0 |
| Totals..... | 140 | 90 | 38 | 12 | .914 | 1 | 9 | 1 | .900 | 3 | 0 |
| Opponents..... | 153 | 96 | 47 | 10 | .935 | 3 | 10 | 0 | 1.000 | 1 | 1 |

Hitting minimums - 1 Games 1.0 AB/Game 2.7 TPA/Game
Pitching minimums - 1 Games 1.5 IP/Game



EUROPEAN Championship 21U '12

BRNO / TREBIC, CZECH REPUBLIC • 25th / 29th JULY



Teams' stats

| | | |
|--|---------------|------------|
| | Russia | RUS |
|--|---------------|------------|

European Championship 21U '12
Overall Statistics for RUSSIA (as of Jul 28, 2012)
(All games Sorted by Batting avg)

record: 3-1

| Player | AVG | GP-GS | AB | R | H | 2B | 3B | HR | RBI | TB | SLG% | BB | HBP | SO | GDP | OB% | SF | SH | SB-ATT | PO | A | E | FLD% |
|-----------------------|-------|-------|-----|----|----|----|----|----|-----|----|-------|----|-----|----|-----|-------|----|----|--------|-----|----|----|-------|
| 7 BOKALETS Akosta Y | .500 | 4-4 | 16 | 5 | 8 | 2 | 0 | 0 | 6 | 10 | .625 | 3 | 1 | 4 | 0 | .600 | 0 | 0 | 0-0 | 6 | 14 | 1 | .952 |
| 49 KURGACHOV Arkadiy | .471 | 4-4 | 17 | 5 | 8 | 4 | 0 | 0 | 6 | 12 | .706 | 4 | 0 | 2 | 1 | .545 | 1 | 0 | 0-2 | 4 | 0 | 2 | .667 |
| 2 ATADZHANOV Nikita | .333 | 4-4 | 15 | 3 | 5 | 3 | 0 | 0 | 4 | 8 | .533 | 3 | 1 | 2 | 1 | .474 | 0 | 0 | 0-0 | 4 | 7 | 0 | 1.000 |
| 50 KULIK Artem..... | .308 | 4-4 | 13 | 5 | 4 | 0 | 0 | 0 | 3 | 4 | .308 | 5 | 1 | 1 | 0 | .526 | 0 | 1 | 3-4 | 11 | 14 | 0 | 1.000 |
| 51 SHEVCHENKO Maksim | .250 | 3-2 | 8 | 3 | 2 | 1 | 0 | 0 | 0 | 3 | .375 | 3 | 0 | 2 | 0 | .455 | 0 | 1 | 1-1 | 7 | 2 | 1 | .900 |
| 77 KHOMYAKOV Daniil. | .222 | 4-4 | 9 | 2 | 2 | 0 | 1 | 0 | 1 | 4 | .444 | 5 | 1 | 2 | 0 | .533 | 0 | 0 | 0-0 | 10 | 0 | 0 | 1.000 |
| 19 NOVOZHILOV Mikhail | .200 | 3-3 | 10 | 2 | 2 | 0 | 0 | 0 | 0 | 2 | .200 | 1 | 0 | 3 | 0 | .273 | 0 | 0 | 0-0 | 15 | 0 | 0 | 1.000 |
| 30 PODYAPOLSKIY Evge | .182 | 4-1 | 11 | 1 | 2 | 1 | 0 | 0 | 1 | 3 | .273 | 0 | 1 | 1 | 0 | .250 | 0 | 0 | 0-0 | 3 | 1 | 1 | .800 |
| 15 KOTLYAR Nikita... | .063 | 4-4 | 16 | 2 | 1 | 0 | 0 | 0 | 0 | 1 | .063 | 3 | 0 | 3 | 1 | .211 | 0 | 0 | 0-0 | 23 | 5 | 0 | 1.000 |
| 21 SHMELEV Viachesla | 1.000 | 3-0 | 1 | 0 | 1 | 0 | 0 | 0 | 0 | 1 | 1.000 | 0 | 0 | 0 | 0 | 1.000 | 0 | 0 | 0-0 | 3 | 0 | 0 | 1.000 |
| 47 ISMATOV Boris.... | .250 | 3-1 | 4 | 0 | 1 | 0 | 0 | 0 | 2 | 1 | .250 | 2 | 0 | 0 | 0 | .500 | 0 | 0 | 0-0 | 0 | 0 | 0 | .000 |
| 48 LEONOV Denis..... | .250 | 1-1 | 4 | 1 | 1 | 0 | 1 | 0 | 2 | 3 | .750 | 0 | 0 | 3 | 0 | .250 | 0 | 0 | 0-0 | 2 | 0 | 0 | 1.000 |
| 45 SEMENOV Dmitry... | .200 | 2-2 | 5 | 1 | 1 | 0 | 0 | 0 | 1 | 1 | .200 | 2 | 0 | 0 | 1 | .429 | 0 | 0 | 0-0 | 13 | 0 | 1 | .929 |
| 55 TARASOV Alexander | .000 | 2-1 | 4 | 0 | 0 | 0 | 0 | 0 | 0 | 0 | .000 | 0 | 0 | 1 | 0 | .000 | 0 | 0 | 0-0 | 0 | 0 | 1 | .000 |
| 37 TALAKIN Pavel.... | .000 | 2-1 | 3 | 0 | 0 | 0 | 0 | 0 | 0 | 0 | .000 | 0 | 0 | 3 | 0 | .000 | 0 | 0 | 0-0 | 5 | 1 | 0 | 1.000 |
| 52 SOLOPOV Ivan..... | .000 | 2-0 | 2 | 0 | 0 | 0 | 0 | 0 | 0 | 0 | .000 | 0 | 0 | 0 | 0 | .000 | 0 | 0 | 0-0 | 2 | 0 | 0 | 1.000 |
| Totals..... | .275 | 4-4 | 138 | 30 | 38 | 11 | 2 | 0 | 26 | 53 | .384 | 31 | 5 | 27 | 4 | .423 | 1 | 2 | 4-7 | 108 | 48 | 7 | .957 |
| Opponents..... | .231 | 4-4 | 130 | 14 | 30 | 4 | 1 | 0 | 10 | 36 | .277 | 17 | 2 | 31 | 7 | .329 | 0 | 0 | 4-8 | 102 | 45 | 13 | .919 |

LOB - Team (45), Opp (27). DPs turned - Team (7), Opp (6).

(All games Sorted by Earned run avg)

| Player | ERA | W-L | APP | GS | CG | SHO/CBO | SV | IP | H | R | ER | BB | SO | 2B | 3B | HR | AB | B/Avg | WP | HBP | BK | SFA | SHA |
|----------------------|------|-----|-----|----|----|---------|----|------|----|----|----|----|----|----|----|----|-----|-------|----|-----|----|-----|-----|
| 45 SEMENOV Dmitry... | 0.00 | 1-0 | 1 | 1 | 0 | 0/1 | 0 | 7.0 | 1 | 0 | 0 | 2 | 9 | 0 | 0 | 0 | 22 | .045 | 1 | 0 | 0 | 0 | 0 |
| 51 SHEVCHENKO Maksim | 1.23 | 1-0 | 1 | 1 | 0 | 0/0 | 0 | 7.1 | 5 | 2 | 1 | 4 | 3 | 0 | 1 | 0 | 29 | .172 | 0 | 1 | 0 | 0 | 0 |
| 25 LOBANOV Nikita... | 2.16 | 1-0 | 2 | 1 | 0 | 0/1 | 0 | 8.1 | 6 | 3 | 2 | 4 | 12 | 1 | 0 | 0 | 27 | .222 | 0 | 1 | 0 | 0 | 0 |
| 48 LEONOV Denis..... | 5.59 | 0-1 | 2 | 1 | 0 | 0/1 | 0 | 9.2 | 14 | 7 | 6 | 3 | 7 | 3 | 0 | 0 | 39 | .359 | 1 | 0 | 0 | 0 | 0 |
| 13 VESENEV Andrey... | 0.00 | 0-0 | 1 | 0 | 0 | 0/1 | 0 | 2.0 | 2 | 0 | 0 | 2 | 0 | 0 | 0 | 0 | 6 | .333 | 0 | 0 | 0 | 0 | 0 |
| 37 TALAKIN Pavel.... | 0.00 | 0-0 | 1 | 0 | 0 | 0/0 | 0 | 1.2 | 2 | 2 | 0 | 2 | 0 | 0 | 0 | 0 | 7 | .286 | 0 | 0 | 0 | 0 | 0 |
| Totals..... | 2.25 | 3-1 | 4 | 4 | 0 | 2/2 | 0 | 36.0 | 30 | 14 | 9 | 17 | 31 | 4 | 1 | 0 | 130 | .231 | 2 | 2 | 0 | 0 | 0 |
| Opponents..... | 6.35 | 1-3 | 4 | 4 | 0 | 0/0 | 0 | 34.0 | 38 | 30 | 24 | 31 | 27 | 11 | 2 | 0 | 138 | .275 | 4 | 5 | 2 | 1 | 2 |

PB - Team (0), Opp (4). Pickoffs - Team (1), LOBANOV 1. SBA/ATT - KOTLYAR (4-7), LOBANOV (3-5), LEONOV (0-2), SHEVCHENKO (1-1).

(All games Sorted by Fielding pct)

| Player | C | PO | A | E | FLD% | DPs | SBA | CSB | SBA% | PB | CI |
|-----------------------|-----|-----|----|----|-------|-----|-----|-----|-------|----|----|
| 15 KOTLYAR Nikita... | 28 | 23 | 5 | 0 | 1.000 | 0 | 4 | 3 | .571 | 0 | 0 |
| 50 KULIK Artem..... | 25 | 11 | 14 | 0 | 1.000 | 5 | 0 | 0 | --- | 0 | 0 |
| 19 NOVOZHILOV Mikhail | 15 | 15 | 0 | 0 | 1.000 | 3 | 0 | 0 | --- | 0 | 0 |
| 2 ATADZHANOV Nikita | 11 | 4 | 7 | 0 | 1.000 | 2 | 0 | 0 | --- | 0 | 0 |
| 77 KHOMYAKOV Daniil. | 10 | 10 | 0 | 0 | 1.000 | 0 | 0 | 0 | --- | 0 | 0 |
| 37 TALAKIN Pavel.... | 6 | 5 | 1 | 0 | 1.000 | 1 | 0 | 0 | --- | 0 | 0 |
| 25 LOBANOV Nikita... | 4 | 0 | 4 | 0 | 1.000 | 0 | 3 | 2 | .600 | 0 | 0 |
| 21 SHMELEV Viachesla | 3 | 3 | 0 | 0 | 1.000 | 2 | 0 | 0 | --- | 0 | 0 |
| 48 LEONOV Denis..... | 2 | 2 | 0 | 0 | 1.000 | 0 | 0 | 2 | .000 | 0 | 0 |
| 52 SOLOPOV Ivan..... | 2 | 2 | 0 | 0 | 1.000 | 0 | 0 | 0 | --- | 0 | 0 |
| 7 BOKALETS Akosta Y | 21 | 6 | 14 | 1 | .952 | 5 | 0 | 0 | --- | 0 | 0 |
| 45 SEMENOV Dmitry... | 14 | 13 | 0 | 1 | .929 | 0 | 0 | 0 | --- | 0 | 0 |
| 51 SHEVCHENKO Maksim | 10 | 7 | 2 | 1 | .900 | 1 | 1 | 0 | 1.000 | 0 | 0 |
| 30 PODYAPOLSKIY Evge | 5 | 3 | 1 | 1 | .800 | 0 | 0 | 0 | --- | 0 | 0 |
| 49 KURGACHOV Arkadiy | 6 | 4 | 0 | 2 | .667 | 0 | 0 | 0 | --- | 0 | 0 |
| 55 TARASOV Alexander | 1 | 0 | 0 | 1 | .000 | 0 | 0 | 0 | --- | 0 | 0 |
| 13 VESENEV Andrey... | 0 | 0 | 0 | 0 | .000 | 0 | 0 | 0 | --- | 0 | 0 |
| 47 ISMATOV Boris.... | 0 | 0 | 0 | 0 | .000 | 0 | 0 | 0 | --- | 0 | 0 |
| Totals..... | 163 | 108 | 48 | 7 | .957 | 7 | 4 | 4 | .500 | 0 | 0 |
| Opponents..... | 160 | 102 | 45 | 13 | .919 | 6 | 4 | 3 | .571 | 4 | 0 |

Hitting minimums - 1 Games 1.0 AB/Game 2.7 TPA/Game
Pitching minimums - 1 Games 1.5 IP/Game



EUROPEAN Championship

21U '12

BRNO / TREBIC, CZECH REPUBLIC • 25th / 29th JULY



Teams' stats

| | | |
|--|-----------------|------------|
| | Slovakia | SVK |
|--|-----------------|------------|

European Championship 21U '12
Overall Statistics for SLOVAKIA (as of Jul 28, 2012)
(All games Sorted by Batting avg)

record: 1-3

| Player | AVG | GP-GS | AB | R | H | 2B | 3B | HR | RBI | TB | SLG% | BB | HBP | SO | GDP | OB% | SF | SH | SB-ATT | PO | A | E | FLD% |
|----------------------|------|-------|-----|----|----|----|----|----|-----|----|-------|----|-----|----|-----|-------|----|----|--------|-----|----|----|-------|
| 7 PENTEK Oliver.... | .333 | 4-4 | 15 | 2 | 5 | 1 | 0 | 0 | 1 | 6 | .400 | 3 | 0 | 1 | 0 | .444 | 0 | 1 | 0-1 | 8 | 9 | 1 | .944 |
| 11 ESMIR Michal..... | .231 | 4-4 | 13 | 0 | 3 | 1 | 0 | 0 | 0 | 4 | .308 | 0 | 0 | 3 | 0 | .231 | 0 | 0 | 0-0 | 2 | 4 | 5 | .545 |
| 8 ROMAN Martin..... | .167 | 4-4 | 18 | 1 | 3 | 0 | 0 | 0 | 3 | 3 | .167 | 1 | 0 | 4 | 0 | .211 | 0 | 1 | 0-1 | 4 | 0 | 1 | .800 |
| 15 OKASA Jakub..... | .167 | 4-4 | 12 | 2 | 2 | 1 | 0 | 0 | 0 | 3 | .250 | 1 | 1 | 3 | 0 | .286 | 0 | 0 | 0-1 | 31 | 2 | 0 | 1.000 |
| 19 BOSY Martin..... | .091 | 3-3 | 11 | 0 | 1 | 0 | 0 | 0 | 1 | 1 | .091 | 3 | 0 | 2 | 0 | .286 | 0 | 0 | 1-1 | 17 | 1 | 0 | 1.000 |
| 20 SETNICKA Robert.. | .091 | 4-3 | 11 | 2 | 1 | 0 | 0 | 0 | 0 | 1 | .091 | 1 | 0 | 5 | 0 | .167 | 0 | 0 | 1-1 | 3 | 0 | 0 | 1.000 |
| 5 SITAR Jaroslav.... | .083 | 4-4 | 12 | 2 | 1 | 0 | 0 | 0 | 0 | 1 | .083 | 4 | 0 | 4 | 0 | .313 | 0 | 0 | 0-0 | 18 | 0 | 0 | 1.000 |
| 13 NOGA Michal..... | .000 | 3-3 | 10 | 0 | 0 | 0 | 0 | 0 | 0 | 0 | .000 | 2 | 0 | 6 | 0 | .167 | 0 | 1 | 0-0 | 4 | 9 | 1 | .929 |
| 12 UHNAVY David..... | .500 | 1-0 | 4 | 1 | 2 | 0 | 1 | 0 | 3 | 4 | 1.000 | 0 | 0 | 1 | 0 | .500 | 0 | 0 | 0-0 | 0 | 0 | 1 | .000 |
| 3 LETTLER Martin... | .250 | 3-2 | 8 | 2 | 2 | 0 | 0 | 0 | 4 | 2 | .250 | 1 | 0 | 0 | 0 | .333 | 0 | 0 | 1-1 | 6 | 4 | 1 | .909 |
| 21 KELLER Andreas... | .250 | 3-1 | 4 | 2 | 1 | 0 | 0 | 0 | 1 | 1 | .250 | 2 | 0 | 0 | 0 | .500 | 0 | 0 | 0-0 | 7 | 1 | 0 | 1.000 |
| 9 KOLLAR Jakub..... | .000 | 4-3 | 7 | 1 | 0 | 0 | 0 | 0 | 0 | 0 | .000 | 2 | 1 | 3 | 1 | .300 | 0 | 0 | 0-0 | 0 | 0 | 0 | .000 |
| 22 SOLTES Jan..... | .000 | 1-0 | 2 | 0 | 0 | 0 | 0 | 0 | 0 | 0 | .000 | 0 | 0 | 1 | 0 | .000 | 0 | 0 | 0-0 | 4 | 0 | 0 | 1.000 |
| 1 CHUDACIK Ondrej.. | .000 | 1-1 | 2 | 0 | 0 | 0 | 0 | 0 | 0 | 0 | .000 | 0 | 0 | 2 | 0 | .000 | 0 | 0 | 0-0 | 3 | 4 | 1 | .875 |
| 17 IZOLD Jakub..... | .000 | 1-0 | 0 | 1 | 0 | 0 | 0 | 0 | 0 | 0 | .000 | 1 | 0 | 0 | 0 | 1.000 | 0 | 0 | 0-0 | 1 | 5 | 0 | 1.000 |
| 2 GOTTSCHALL Richar | .000 | 1-0 | 0 | 0 | 0 | 0 | 0 | 0 | 0 | 0 | .000 | 0 | 0 | 0 | 0 | .000 | 0 | 0 | 0-0 | 0 | 0 | 0 | .000 |
| Totals..... | .163 | 4-4 | 129 | 16 | 21 | 3 | 1 | 0 | 13 | 26 | .202 | 21 | 2 | 35 | 1 | .289 | 0 | 3 | 3-6 | 108 | 44 | 11 | .933 |
| Opponents..... | .255 | 4-4 | 145 | 26 | 37 | 8 | 3 | 2 | 21 | 57 | .393 | 19 | 1 | 30 | 2 | .345 | 0 | 2 | 4-6 | 111 | 46 | 10 | .940 |

LOB - Team (30), Opp (35). DPs turned - Team (3), Opp (2). IBB - Team (1), KELLER 1. Picked off - SITAR 1, KOLLAR 1.

(All games Sorted by Earned run avg)

| Player | ERA | W-L | APP | GS | CG | SHO/CBO | SV | IP | H | R | ER | BB | SO | 2B | 3B | HR | AB | B/Avg | WP | HBP | BK | SFA | SHA |
|----------------------|-------|-----|-----|----|----|---------|----|------|----|----|----|----|----|----|----|----|-----|-------|----|-----|----|-----|-----|
| 13 NOGA Michal..... | 1.86 | 0-1 | 1 | 1 | 0 | 0/0 | 0 | 9.2 | 8 | 5 | 2 | 3 | 5 | 3 | 0 | 0 | 36 | .222 | 0 | 1 | 0 | 0 | 1 |
| 18 BOSANSKY Marek... | 3.00 | 1-1 | 2 | 2 | 1 | 0/0 | 0 | 15.0 | 12 | 7 | 5 | 5 | 19 | 1 | 1 | 2 | 58 | .207 | 0 | 0 | 0 | 0 | 0 |
| 17 IZOLD Jakub..... | 3.00 | 0-1 | 1 | 1 | 0 | 0/0 | 0 | 6.0 | 4 | 2 | 2 | 5 | 4 | 1 | 1 | 0 | 21 | .190 | 0 | 0 | 0 | 0 | 0 |
| 3 LETTLER Martin... | 0.00 | 0-0 | 1 | 0 | 0 | 0/0 | 0 | 1.0 | 2 | 0 | 0 | 0 | 0 | 1 | 0 | 0 | 5 | .400 | 0 | 0 | 0 | 0 | 0 |
| 6 STRAPKO Martin... | 13.50 | 0-0 | 2 | 0 | 0 | 0/0 | 0 | 1.1 | 1 | 2 | 2 | 2 | 1 | 1 | 0 | 0 | 4 | .250 | 1 | 0 | 0 | 0 | 1 |
| 15 OKASA Jakub..... | 21.60 | 0-0 | 1 | 0 | 0 | 0/0 | 0 | 1.2 | 4 | 5 | 4 | 4 | 0 | 1 | 0 | 0 | 9 | .444 | 0 | 0 | 1 | 0 | 0 |
| 12 UHNAVY David..... | 27.00 | 0-0 | 2 | 0 | 0 | 0/0 | 0 | 1.1 | 6 | 5 | 4 | 0 | 1 | 0 | 1 | 0 | 12 | .500 | 0 | 0 | 0 | 0 | 0 |
| Totals..... | 4.75 | 1-3 | 4 | 4 | 1 | 0/0 | 0 | 36.0 | 37 | 26 | 19 | 19 | 30 | 8 | 3 | 2 | 145 | .255 | 1 | 1 | 1 | 0 | 2 |
| Opponents..... | 2.43 | 3-1 | 4 | 4 | 0 | 1/1 | 0 | 37.0 | 21 | 16 | 10 | 21 | 35 | 3 | 1 | 0 | 129 | .163 | 1 | 2 | 0 | 0 | 3 |

PB - Team (1), BOSY 1, Opp (2). Pickoffs - Team (0), Opp (2). SBA/ATT - BOSY (4-4), UHNAVY (2-2), IZOLD (1-2), BOSANSKY (1-2).

(All games Sorted by Fielding pct)

| Player | C | PO | A | E | FLD% | Dps | SBA | CSB | SBA% | PB | CI |
|----------------------|-----|-----|----|----|-------|-----|-----|-----|-------|----|----|
| 15 OKASA Jakub..... | 33 | 31 | 2 | 0 | 1.000 | 2 | 0 | 0 | --- | 0 | 0 |
| 5 SITAR Jaroslav.... | 18 | 18 | 0 | 0 | 1.000 | 0 | 0 | 0 | --- | 0 | 0 |
| 19 BOSY Martin..... | 18 | 17 | 1 | 0 | 1.000 | 0 | 4 | 0 | 1.000 | 1 | 0 |
| 21 KELLER Andreas... | 8 | 7 | 1 | 0 | 1.000 | 0 | 0 | 0 | --- | 0 | 0 |
| 17 IZOLD Jakub..... | 6 | 1 | 5 | 0 | 1.000 | 1 | 1 | 1 | .500 | 0 | 0 |
| 18 BOSANSKY Marek... | 4 | 0 | 4 | 0 | 1.000 | 0 | 1 | 1 | .500 | 0 | 0 |
| 22 SOLTES Jan..... | 4 | 4 | 0 | 0 | 1.000 | 1 | 0 | 0 | --- | 0 | 0 |
| 20 SETNICKA Robert.. | 3 | 3 | 0 | 0 | 1.000 | 0 | 0 | 0 | --- | 0 | 0 |
| 6 STRAPKO Martin... | 1 | 0 | 1 | 0 | 1.000 | 0 | 0 | 0 | --- | 0 | 0 |
| 7 PENTEK Oliver.... | 18 | 8 | 9 | 1 | .944 | 2 | 0 | 0 | --- | 0 | 0 |
| 13 NOGA Michal..... | 14 | 4 | 9 | 1 | .929 | 1 | 0 | 0 | --- | 0 | 0 |
| 3 LETTLER Martin... | 11 | 6 | 4 | 1 | .909 | 0 | 0 | 0 | --- | 0 | 0 |
| 1 CHUDACIK Ondrej.. | 8 | 3 | 4 | 1 | .875 | 0 | 0 | 0 | --- | 0 | 0 |
| 8 ROMAN Martin..... | 5 | 4 | 0 | 1 | .800 | 0 | 0 | 0 | --- | 0 | 0 |
| 11 ESMIR Michal..... | 11 | 2 | 4 | 5 | .545 | 1 | 0 | 0 | --- | 0 | 0 |
| 12 UHNAVY David..... | 1 | 0 | 0 | 1 | .000 | 0 | 2 | 0 | 1.000 | 0 | 0 |
| 2 GOTTSCHALL Richar | 0 | 0 | 0 | 0 | .000 | 0 | 0 | 0 | --- | 0 | 0 |
| 9 KOLLAR Jakub..... | 0 | 0 | 0 | 0 | .000 | 0 | 0 | 0 | --- | 0 | 0 |
| Totals..... | 163 | 108 | 44 | 11 | .933 | 3 | 4 | 2 | .667 | 1 | 0 |
| Opponents..... | 167 | 111 | 46 | 10 | .940 | 2 | 3 | 3 | .500 | 2 | 0 |

Hitting minimums - 1 Games 1.0 AB/Game 2.7 TPA/Game
Pitching minimums - 1 Games 1.5 IP/Game



EUROPEAN Championship 21U '12

BRNO / TREBIC, CZECH REPUBLIC • 25th / 29th JULY



Teams' stats

| | | |
|--|----------------|------------|
| | Ukraine | UKR |
|--|----------------|------------|

European Championship 21U '12
Overall Statistics for UKRAINE (as of Jul 28, 2012)
(All games Sorted by Batting avg)

record: 3-1

| Player | AVG | GP-GS | AB | R | H | 2B | 3B | HR | RBI | TB | SLG% | BB | HBP | SO | GDP | OB% | SF | SH | SB-ATT | PO | A | E | FLD% |
|----------------------|------|-------|-----|----|----|----|----|----|-----|----|------|----|-----|----|-----|------|----|----|--------|-----|----|----|-------|
| 27 STOVBA Bogdan.... | .500 | 4-3 | 12 | 3 | 6 | 2 | 0 | 0 | 3 | 8 | .667 | 2 | 0 | 1 | 0 | .571 | 0 | 0 | 0-0 | 30 | 2 | 0 | 1.000 |
| 12 BORSCH Artem.... | .357 | 4-4 | 14 | 8 | 5 | 0 | 0 | 0 | 1 | 5 | .357 | 5 | 1 | 0 | 0 | .550 | 0 | 0 | 8-8 | 7 | 0 | 1 | .875 |
| 14 LIMARENKO Dmytro. | .357 | 3-3 | 14 | 3 | 5 | 1 | 1 | 0 | 4 | 8 | .571 | 1 | 1 | 3 | 0 | .438 | 0 | 0 | 0-0 | 31 | 6 | 0 | 1.000 |
| 8 AGAPOV Artem.... | .333 | 3-3 | 12 | 0 | 4 | 0 | 0 | 0 | 2 | 4 | .333 | 1 | 0 | 1 | 1 | .385 | 0 | 0 | 0-0 | 5 | 10 | 1 | .938 |
| 3 BOIKO Roman..... | .222 | 4-4 | 18 | 2 | 4 | 1 | 0 | 0 | 0 | 5 | .278 | 0 | 0 | 4 | 0 | .222 | 0 | 0 | 2-2 | 0 | 0 | 0 | .000 |
| 7 POLIAKOV Ievgenii | .188 | 4-4 | 16 | 2 | 3 | 0 | 0 | 0 | 2 | 3 | .188 | 4 | 0 | 1 | 0 | .333 | 1 | 0 | 3-4 | 2 | 0 | 0 | 1.000 |
| 1 LOPATA Artem..... | .167 | 4-4 | 12 | 2 | 2 | 0 | 0 | 0 | 1 | 2 | .167 | 3 | 0 | 2 | 0 | .333 | 0 | 0 | 0-0 | 6 | 12 | 4 | .818 |
| 36 NEZHIBORETS Olexi | .083 | 3-3 | 12 | 2 | 1 | 0 | 0 | 0 | 2 | 1 | .083 | 3 | 0 | 6 | 0 | .250 | 1 | 0 | 0-0 | 1 | 4 | 0 | 1.000 |
| 15 MASLYGA Ihor..... | .077 | 4-2 | 13 | 1 | 1 | 0 | 1 | 0 | 2 | 3 | .231 | 0 | 0 | 5 | 0 | .077 | 0 | 0 | 0-0 | 2 | 0 | 0 | 1.000 |
| 16 BYTYAK Volodymyr. | .500 | 1-0 | 2 | 0 | 1 | 0 | 0 | 0 | 0 | 1 | .500 | 0 | 0 | 0 | 0 | .500 | 0 | 0 | 0-0 | 0 | 0 | 0 | .000 |
| 33 BRECHKO Denys.... | .250 | 2-1 | 4 | 0 | 1 | 0 | 0 | 0 | 0 | 1 | .250 | 0 | 0 | 0 | 0 | .250 | 0 | 0 | 0-0 | 3 | 1 | 2 | .667 |
| 55 KOROL'OV Kostyant | .200 | 2-1 | 5 | 0 | 1 | 1 | 0 | 0 | 1 | 2 | .400 | 0 | 0 | 3 | 0 | .200 | 0 | 0 | 0-0 | 14 | 3 | 0 | 1.000 |
| 88 ZHANTALAI Yevhen. | .200 | 2-1 | 5 | 1 | 1 | 0 | 0 | 0 | 0 | 1 | .200 | 0 | 0 | 1 | 0 | .200 | 0 | 0 | 0-0 | 4 | 0 | 0 | 1.000 |
| 11 TVERDOKHLEBOV Vya | .000 | 4-2 | 4 | 0 | 0 | 0 | 0 | 0 | 0 | 0 | .000 | 2 | 0 | 0 | 0 | .333 | 0 | 0 | 0-0 | 1 | 0 | 0 | 1.000 |
| 2 SKRINSKIY Ivan.... | .000 | 2-1 | 4 | 0 | 0 | 0 | 0 | 0 | 0 | 0 | .000 | 0 | 0 | 1 | 0 | .000 | 0 | 0 | 0-0 | 0 | 2 | 0 | 1.000 |
| Totals..... | .238 | 4-4 | 147 | 24 | 35 | 5 | 2 | 0 | 18 | 44 | .299 | 21 | 2 | 28 | 1 | .337 | 2 | 0 | 13-14 | 108 | 43 | 8 | .950 |
| Opponents..... | .176 | 4-4 | 131 | 14 | 23 | 5 | 1 | 0 | 13 | 30 | .229 | 15 | 3 | 37 | 4 | .275 | 0 | 2 | 3-3 | 108 | 53 | 12 | .931 |

LOB - Team (42), Opp (31). DPs turned - Team (5), Opp (2).

(All games Sorted by Earned run avg)

| Player | ERA | W-L | APP | GS | CG | SHO/CBO | SV | IP | H | R | ER | BB | SO | 2B | 3B | HR | AB | B/Avg | WP | HBP | BK | SFA | SHA |
|----------------------|-------|-----|-----|----|----|---------|----|------|----|----|----|----|----|----|----|----|------|-------|----|-----|----|-----|-----|
| 14 LIMARENKO Dmytro. | 0.00 | 2-0 | 2 | 1 | 1 | 1/0 | 0 | 11.0 | 4 | 0 | 0 | 2 | 11 | 1 | 0 | 0 | 37 | .108 | 0 | 1 | 0 | 0 | 0 |
| 55 KOROL'OV Kostyant | 0.00 | 1-0 | 1 | 1 | 0 | 0/0 | 0 | 8.1 | 2 | 1 | 0 | 3 | 11 | 1 | 0 | 0 | 27 | .074 | 0 | 0 | 0 | 0 | 0 |
| 17 MAYFAT Roman..... | 2.57 | 0-0 | 1 | 0 | 0 | 0/0 | 0 | 7.0 | 5 | 2 | 2 | 1 | 7 | 1 | 0 | 0 | 25 | .200 | 0 | 0 | 0 | 0 | 2 |
| 19 KILIEVICH Dmytro. | 0.00 | 0-0 | 1 | 0 | 0 | 0/0 | 0 | 1.0 | 1 | 0 | 0 | 1 | 0 | 0 | 0 | 3 | .333 | 0 | 0 | 1 | 0 | 0 | |
| 2 SKRINSKIY Ivan.... | 0.00 | 0-0 | 1 | 0 | 0 | 0/0 | 0 | 0.2 | 0 | 0 | 0 | 2 | 0 | 0 | 0 | 0 | 2 | .000 | 0 | 0 | 0 | 0 | 0 |
| 9 LIAKHOVETSYYI Myko | 6.00 | 0-0 | 1 | 0 | 0 | 0/0 | 0 | 3.0 | 5 | 2 | 2 | 1 | 3 | 1 | 0 | 0 | 13 | .385 | 1 | 1 | 0 | 0 | 0 |
| 36 NEZHIBORETS Olexi | 6.75 | 0-1 | 1 | 1 | 0 | 0/0 | 0 | 4.0 | 3 | 7 | 3 | 5 | 2 | 0 | 1 | 0 | 18 | .167 | 0 | 1 | 0 | 0 | 0 |
| 8 AGAPOV Artem..... | 18.00 | 0-0 | 1 | 1 | 0 | 0/0 | 0 | 1.0 | 3 | 2 | 2 | 0 | 3 | 1 | 0 | 0 | 6 | .500 | 0 | 0 | 0 | 0 | 0 |
| Totals..... | 2.25 | 3-1 | 4 | 4 | 1 | 1/0 | 0 | 36.0 | 23 | 14 | 9 | 15 | 37 | 5 | 1 | 0 | 131 | .176 | 1 | 3 | 1 | 0 | 2 |
| Opponents..... | 3.75 | 1-3 | 4 | 4 | 0 | 0/0 | 0 | 36.0 | 35 | 24 | 15 | 21 | 28 | 5 | 2 | 0 | 147 | .238 | 2 | 2 | 0 | 2 | 0 |

PB - Team (1), STOVBA 1, Opp (2). SBA/ATT - BORSCH (2-2), MAYFAT (1-1), STOVBA (1-1), LIAKHOVETSYYI (1-1), NEZHIBORETS (1-1).

(All games Sorted by Fielding pct)

| Player | C | PO | A | E | FLD% | Dps | SBA | CSB | SBA% | PB | CI |
|----------------------|-----|-----|----|----|-------|-----|-----|-----|-------|----|----|
| 14 LIMARENKO Dmytro. | 37 | 31 | 6 | 0 | 1.000 | 4 | 0 | 0 | --- | 0 | 0 |
| 27 STOVBA Bogdan.... | 32 | 30 | 2 | 0 | 1.000 | 0 | 1 | 0 | 1.000 | 1 | 0 |
| 55 KOROL'OV Kostyant | 17 | 14 | 3 | 0 | 1.000 | 1 | 0 | 0 | --- | 0 | 0 |
| 36 NEZHIBORETS Olexi | 5 | 1 | 4 | 0 | 1.000 | 0 | 1 | 0 | 1.000 | 0 | 0 |
| 17 MAYFAT Roman..... | 4 | 1 | 3 | 0 | 1.000 | 0 | 1 | 0 | 1.000 | 0 | 0 |
| 88 ZHANTALAI Yevhen. | 4 | 4 | 0 | 0 | 1.000 | 0 | 0 | 0 | --- | 0 | 0 |
| 2 SKRINSKIY Ivan.... | 2 | 0 | 2 | 0 | 1.000 | 0 | 0 | 0 | --- | 0 | 0 |
| 15 MASLYGA Ihor..... | 2 | 2 | 0 | 0 | 1.000 | 0 | 0 | 0 | --- | 0 | 0 |
| 7 POLIAKOV Ievgenii | 2 | 2 | 0 | 0 | 1.000 | 0 | 0 | 0 | --- | 0 | 0 |
| 11 TVERDOKHLEBOV Vya | 1 | 1 | 0 | 0 | 1.000 | 0 | 0 | 0 | --- | 0 | 0 |
| 9 LIAKHOVETSYYI Myko | 1 | 1 | 0 | 0 | 1.000 | 0 | 1 | 0 | 1.000 | 0 | 0 |
| 8 AGAPOV Artem..... | 16 | 5 | 10 | 1 | .938 | 3 | 0 | 0 | --- | 0 | 0 |
| 12 BORSCH Artem..... | 8 | 7 | 0 | 1 | .875 | 0 | 2 | 0 | 1.000 | 0 | 0 |
| 1 LOPATA Artem..... | 22 | 6 | 12 | 4 | .818 | 2 | 0 | 0 | --- | 0 | 0 |
| 33 BRECHKO Denys.... | 6 | 3 | 1 | 2 | .667 | 1 | 0 | 0 | --- | 0 | 0 |
| 3 BOIKO Roman..... | 0 | 0 | 0 | 0 | .000 | 0 | 0 | 0 | --- | 0 | 0 |
| 16 BYTYAK Volodymyr. | 0 | 0 | 0 | 0 | .000 | 0 | 0 | 0 | --- | 0 | 0 |
| 19 KILIEVICH Dmytro. | 0 | 0 | 0 | 0 | .000 | 0 | 0 | 0 | --- | 0 | 0 |
| Totals..... | 159 | 108 | 43 | 8 | .950 | 5 | 3 | 0 | 1.000 | 1 | 0 |
| Opponents..... | 173 | 108 | 53 | 12 | .931 | 2 | 13 | 1 | .929 | 2 | 0 |

Hitting minimums - 1 Games 1.0 AB/Game 2.7 TPA/Game
Pitching minimums - 1 Games 1.5 IP/Game



Leaders Summary

European Championship 21U '12
Batting Leaders (as of Jul 28, 2012)
(All games)

Hitting minimums - 1 Games 1.0 AB/Game 2.7 TPA/Game
Pitching minimums - 1 Games 1.5 IP/Game

Batting avg

| | |
|--------------------------------|------|
| 1. MENSIK Matej, CZE..... | .615 |
| 2. DUBOVY Arnost, CZE..... | .533 |
| 3. BOKALETS Akosta Y, RUS..... | .500 |
| STOVBA Bogdan, UKR..... | .500 |
| 5. KURGACHOV Arkadiy, RUS..... | .471 |
| 6. OBED Ferdinand, AUT..... | .467 |
| 7. LEFEVRE Maxime, FRA..... | .455 |
| 8. WILLIAMS Omar, FRA..... | .389 |
| 9. SAZAVSKY Richard, CZE..... | .385 |
| 10. VICENTE Simon, FRA..... | .368 |

Slugging pct

| | |
|--------------------------------|-------|
| 1. MENSIK Matej, CZE..... | 1.231 |
| 2. OBED Ferdinand, AUT..... | .933 |
| 3. LEFEVRE Maxime, FRA..... | .909 |
| 4. DUBOVY Arnost, CZE..... | .733 |
| 5. KURGACHOV Arkadiy, RUS..... | .706 |
| 6. STOVBA Bogdan, UKR..... | .667 |
| SYKORA Tomas, CZE..... | .667 |
| 8. BOKALETS Akosta Y, RUS..... | .625 |
| MANY Amin, AUT..... | .625 |
| 10. WEISER Hubert, AUT..... | .583 |

On base pct

| | |
|---------------------------------|------|
| 1. MENSIK Matej, CZE..... | .684 |
| 2. LEFEVRE Maxime, FRA..... | .647 |
| 3. DUBOVY Arnost, CZE..... | .632 |
| 4. BOKALETS Akosta Y, RUS..... | .600 |
| 5. STOVBA Bogdan, UKR..... | .571 |
| 6. VYKOUKAL Michael, CZE..... | .563 |
| CHERNOZEMSKY Evgen, BUL..... | .563 |
| 8. WEISER Hubert, AUT..... | .556 |
| 9. BORSCH Artem, UKR..... | .550 |
| 10. KURGACHOV Arkadiy, RUS..... | .545 |

Runs scored

| | |
|-----------------------------|---|
| 1. MENSIK Matej, CZE..... | 8 |
| HAJTMAR Adam, CZE..... | 8 |
| BORSCH Artem, UKR..... | 8 |
| 4. WILLIAMS Omar, FRA..... | 7 |
| 5. CHROUST Premek, CZE..... | 6 |
| 6. KULIK Artem, RUS..... | 5 |
| OBED Ferdinand, AUT..... | 5 |
| KURGACHOV Arkadiy, RUS..... | 5 |
| PATUREL Arthur, FRA..... | 5 |
| BOKALETS Akosta Y, RUS..... | 5 |

Hits

| | |
|--------------------------------|---|
| 1. KURGACHOV Arkadiy, RUS..... | 8 |
| BOKALETS Akosta Y, RUS..... | 8 |
| DUBOVY Arnost, CZE..... | 8 |
| MENSIK Matej, CZE..... | 8 |
| 5. VICENTE Simon, FRA..... | 7 |
| WILLIAMS Omar, FRA..... | 7 |
| OBED Ferdinand, AUT..... | 7 |
| 8. STOVBA Bogdan, UKR..... | 6 |
| 9. 9 tied at..... | 5 |

Runs batted in

| | |
|--------------------------------|---|
| 1. PATUREL Arthur, FRA..... | 9 |
| 2. MENSIK Matej, CZE..... | 7 |
| DUBOVY Arnost, CZE..... | 7 |
| 4. BOKALETS Akosta Y, RUS..... | 6 |
| CHROUST Premek, CZE..... | 6 |
| KURGACHOV Arkadiy, RUS..... | 6 |
| 7. SYKORA Tomas, CZE..... | 5 |
| 8. 7 tied at..... | 4 |

Doubles

| | |
|--------------------------------|---|
| 1. KURGACHOV Arkadiy, RUS..... | 4 |
| 2. ATADZHANOV Nikita, RUS..... | 3 |
| MENSIK Matej, CZE..... | 3 |
| SUCHA Matej, CZE..... | 3 |
| 5. WILLIAMS Omar, FRA..... | 2 |
| SYKORA Tomas, CZE..... | 2 |
| BOKALETS Akosta Y, RUS..... | 2 |
| STOVBA Bogdan, UKR..... | 2 |
| SEREICIKAS Tomas, LTU..... | 2 |
| 10. 24 tied at..... | 1 |

Triples

| | |
|-----------------------------|---|
| 1. LEFEVRE Maxime, FRA..... | 2 |
| OBED Ferdinand, AUT..... | 2 |
| 3. 16 tied at..... | 1 |

Home runs

| | |
|-----------------------------|---|
| 1. OBED Ferdinand, AUT..... | 1 |
| MANY Amin, AUT..... | 1 |
| PATUREL Arthur, FRA..... | 1 |
| MENSIK Matej, CZE..... | 1 |

Total bases

| | |
|--------------------------------|----|
| 1. MENSIK Matej, CZE..... | 16 |
| 2. OBED Ferdinand, AUT..... | 14 |
| 3. KURGACHOV Arkadiy, RUS..... | 12 |
| 4. DUBOVY Arnost, CZE..... | 11 |
| 5. BOKALETS Akosta Y, RUS..... | 10 |
| MANY Amin, AUT..... | 10 |
| LEFEVRE Maxime, FRA..... | 10 |
| 8. WILLIAMS Omar, FRA..... | 9 |
| 9. 6 tied at..... | 8 |

Walks

| | |
|---------------------------------|---|
| 1. CHERNOZEMSKY Evgen, BUL..... | 5 |
| BORSCH Artem, UKR..... | 5 |
| KULIK Artem, RUS..... | 5 |
| CHROUST Premek, CZE..... | 5 |
| VYKOUKAL Michael, CZE..... | 5 |
| KHOMYAKOV Daniil, RUS..... | 5 |
| 7. 10 tied at..... | 4 |

Hit by pitch

| | |
|--------------------------------|---|
| 1. LAKMECHE Theo, FRA..... | 4 |
| 2. SALZMANN Benjamin, AUT..... | 2 |
| SYKORA Tomas, CZE..... | 2 |
| DUBOVY Arnost, CZE..... | 2 |
| VILLANUEVA Yannick, FRA..... | 2 |
| LEFEVRE Maxime, FRA..... | 2 |
| WEISER Hubert, AUT..... | 2 |
| HAJTMAR Adam, CZE..... | 2 |
| CHERNOZEMSKY Evgen, BUL..... | 2 |
| 10. 21 tied at..... | 1 |

Sac bunts

| | |
|--------------------------------|---|
| 1. VILBIKAS Deividas, LTU..... | 3 |
| 2. 17 tied at..... | 1 |

Sac flies

| | |
|--------------------------------|---|
| 1. POLIAKOV Ievgenii, UKR..... | 1 |
| SALZMANN Benjamin, AUT..... | 1 |
| HACKL Moritz, AUT..... | 1 |
| KURGACHOV Arkadiy, RUS..... | 1 |
| VICENTE Simon, FRA..... | 1 |
| VILIMAS Kestras, LTU..... | 1 |
| MENSIK Matej, CZE..... | 1 |
| NEZHIBORETS Olexiy, UKR..... | 1 |

Stolen bases

| | |
|---------------------------------|---|
| 1. BORSCH Artem, UKR..... | 8 |
| 2. SADAUNYKAS Justina, LTU..... | 3 |
| POLIAKOV Ievgenii, UKR..... | 3 |
| KULIK Artem, RUS..... | 3 |
| LEFEVRE Maxime, FRA..... | 3 |
| 6. 6 tied at..... | 2 |



EUROPEAN Championship

21U '12

BRNO / TREBIC, CZECH REPUBLIC • 25th / 29th JULY



Total plate appearances

| | |
|------------------------------|----|
| 1. GEORGIEV Georgi, BUL..... | 22 |
| KURGACHOV Arkadiy, RUS..... | 22 |
| 3. COMBES Oscar, FRA..... | 21 |
| VICENTE Simon, FRA..... | 21 |
| POLIAKOV Ievgenii, UKR..... | 21 |
| WILLIAMS Omar, FRA..... | 21 |
| 7. 7 tied at..... | 20 |

At bats

| | |
|--------------------------------|----|
| 1. VICENTE Simon, FRA..... | 19 |
| ANDONOV Martin, BUL..... | 19 |
| 3. ROMAN Martin, SVK..... | 18 |
| GEORGIEV Georgi, BUL..... | 18 |
| PATUREL Arthur, FRA..... | 18 |
| WILLIAMS Omar, FRA..... | 18 |
| BOIKO Roman, UKR..... | 18 |
| 8. KURGACHOV Arkadiy, RUS..... | 17 |
| 9. 6 tied at..... | 16 |

Steal attempts

| | |
|--------------------------------|---|
| 1. BORSCH Artem, UKR..... | 8 |
| 2. LEFEVRE Maxime, FRA..... | 6 |
| 3. KULIK Artem, RUS..... | 4 |
| POLIAKOV Ievgenii, UKR..... | 4 |
| 5. SADAUNYKAS Justina, LTU.... | 3 |
| OBED Ferdinand, AUT..... | 3 |
| 7. 7 tied at..... | 2 |

Strikeouts

| | |
|--------------------------------|---|
| 1. NEZHIBORETS Olexiy, UKR.... | 6 |
| DANKOVSKIS Arunas, LTU..... | 6 |
| NOGA Michal, SVK..... | 6 |
| 4. SEISER Claus, AUT..... | 5 |
| SETNICKA Robert, SVK..... | 5 |
| MASLYGA Ihor, UKR..... | 5 |
| PATUREL Arthur, FRA..... | 5 |
| 8. 12 tied at..... | 4 |

Caught stealing

| | |
|--------------------------------|---|
| 1. LEFEVRE Maxime, FRA..... | 3 |
| 2. KURGACHOV Arkadiy, RUS..... | 2 |
| 3. 11 tied at..... | 1 |

Grounded into DP

| | |
|---------------------------|---|
| 1. PITCHER Andy, FRA..... | 2 |
| DIMITROV Teodor, BUL..... | 2 |
| 3. 16 tied at..... | 1 |

Batting Analysis Leaders (as of Jul 28, 2012) (All games)

Hitting minimums - 1 Games 1.0 AB/Game 2.7 TPA/Game
Pitching minimums - 1 Games 1.5 IP/Game

Avg vs left

| | |
|--------------------------------|-------|
| 1. LIMARENKO Dmytro, UKR..... | 1.000 |
| 2. OBED Ferdinand, AUT..... | .667 |
| 3. SHEVCHENKO Maksim, RUS..... | .500 |
| 4. BOKALETS Akosta Y, RUS..... | .400 |
| ATADZHANOV Nikita, RUS..... | .400 |
| 6. ANDONOV Martin, BUL..... | .333 |
| MANY Amin, AUT..... | .333 |
| 8. WEISER Hubert, AUT..... | .250 |
| 9. KOTLYAR Nikita, RUS..... | .200 |
| KHOMYAKOV Daniil, RUS..... | .200 |

Avg vs right

| | |
|--------------------------------|------|
| 1. MENSIK Matej, CZE..... | .615 |
| 2. KURGACHOV Arkadiy, RUS..... | .571 |
| 3. BOKALETS Akosta Y, RUS..... | .545 |
| 4. DUBOVY Arnost, CZE..... | .533 |
| 5. STOVBA Bogdan, UKR..... | .500 |
| LEFEVRE Maxime, FRA..... | .500 |
| 7. SALZMANN Benjamin, AUT..... | .444 |
| 8. OBED Ferdinand, AUT..... | .417 |
| 9. VICENTE Simon, FRA..... | .412 |
| WILLIAMS Omar, FRA..... | .412 |

Pct reach as leadoff

| | |
|---------------------------------|-------|
| 1. VICENTE Simon, FRA..... | 1.000 |
| WILLIAMS Omar, FRA..... | 1.000 |
| BOKALETS Akosta Y, RUS..... | 1.000 |
| HAJTMAR Adam, CZE..... | 1.000 |
| 5. ATADZHANOV Nikita, RUS..... | .833 |
| 6. SHEVCHENKO Maksim, RUS..... | .750 |
| LAKMECHE Theo, FRA..... | .750 |
| 8. KURGACHOV Arkadiy, RUS..... | .714 |
| 9. BORSCH Artem, UKR..... | .700 |
| 10. KARAGANOV Antonio, BUL..... | .667 |

Avg w/2 outs

| | |
|--------------------------------|------|
| 1. KURGACHOV Arkadiy, RUS..... | .750 |
| MENSIK Matej, CZE..... | .750 |
| 3. SAZAVSKY Richard, CZE..... | .667 |
| KOLDUBA Vydmantas, LTU..... | .667 |
| 5. DIMITROV Teodor, BUL..... | .600 |
| WEISER Hubert, AUT..... | .600 |
| 7. BOKALETS Akosta Y, RUS..... | .571 |
| STOVBA Bogdan, UKR..... | .571 |
| 9. DUBOVY Arnost, CZE..... | .500 |
| LIMARENKO Dmytro, UKR..... | .500 |

Avg w/bases empty

| | |
|--------------------------------|-------|
| 1. SHMELEV Viacheslav, RUS.... | 1.000 |
| 2. BOKALETS Akosta Y, RUS..... | .600 |
| 3. KURGACHOV Arkadiy, RUS..... | .500 |
| MENSIK Matej, CZE..... | .500 |
| VILIMAS Kestras, LTU..... | .500 |
| NEVERAUSKAS Dovyda, LTU.... | .500 |
| STOVBA Bogdan, UKR..... | .500 |
| SEREICIKAS Tomas, LTU..... | .500 |
| VYKOUKAL Michael, CZE..... | .500 |
| ISMATOV Boris, RUS..... | .500 |

Avg w/runners

| | |
|--------------------------------|------|
| 1. DUBOVY Arnost, CZE..... | .750 |
| 2. MENSIK Matej, CZE..... | .714 |
| 3. LEFEVRE Maxime, FRA..... | .667 |
| 4. OBED Ferdinand, AUT..... | .500 |
| STOVBA Bogdan, UKR..... | .500 |
| SADAUNYKAS Justina, LTU.... | .500 |
| SEISER Claus, AUT..... | .500 |
| 8. KURGACHOV Arkadiy, RUS..... | .455 |
| BOKALETS Akosta Y, RUS..... | .455 |
| 10. SILA Petr, CZE..... | .444 |

Avg w/bases loaded

| | |
|-----------------------------|-------|
| 1. ROMAN Martin, SVK..... | 1.000 |
| POLIAKOV Ievgenii, UKR..... | 1.000 |
| BOKALETS Akosta Y, RUS..... | 1.000 |
| DUBOVY Arnost, CZE..... | 1.000 |
| OBED Ferdinand, AUT..... | 1.000 |
| HACKL Moritz, AUT..... | 1.000 |
| SIRGEDAS Lukas, LTU..... | 1.000 |
| SADAUNYKAS Justina, LTU.... | 1.000 |
| ANANIEV Alexander, BUL..... | 1.000 |
| LETTLER Martin, SVK..... | 1.000 |

Avg w/RBI ops

| | |
|--------------------------------|-------|
| 1. STOVBA Bogdan, UKR..... | 1.000 |
| 2. MENSIK Matej, CZE..... | .750 |
| 3. DUBOVY Arnost, CZE..... | .714 |
| 4. LEFEVRE Maxime, FRA..... | .667 |
| 5. BOKALETS Akosta Y, RUS..... | .500 |
| PENTEK Oliver, SVK..... | .500 |
| OBED Ferdinand, AUT..... | .500 |
| SIRGEDAS Lukas, LTU..... | .500 |
| WEISER Hubert, AUT..... | .500 |
| SEISER Claus, AUT..... | .500 |

Pct adv runners

| | |
|-----------------------------|-------|
| 1. ARBOV Petar, BUL..... | 1.000 |
| 2. SILA Petr, CZE..... | .818 |
| 3. WILLIAMS Omar, FRA..... | .800 |
| SEISER Claus, AUT..... | .800 |
| LEFEVRE Maxime, FRA..... | .800 |
| CHERNOZEMSKY Evgen, BUL.... | .800 |
| 7. MENSIK Matej, CZE..... | .778 |
| 8. DUBOVY Arnost, CZE..... | .750 |
| PENTEK Oliver, SVK..... | .750 |
| CHROUST Premek, CZE..... | .750 |

Pinch hitting avg

| | |
|-------------------------------|-------|
| 1. SAZAVSKY Richard, CZE..... | 1.000 |
| GLEESON Dylan, FRA..... | 1.000 |
| DRAGOEV Ilyan, BUL..... | 1.000 |
| ZHANTALAI Yevhen, UKR..... | 1.000 |
| SHMELEV Viacheslav, RUS.... | 1.000 |
| 6. CHIMEV Miroslav, BUL..... | .500 |
| 7. BYTYAK Volodymyr, UKR..... | .000 |
| NEVERIL David, CZE..... | .000 |
| SARAPAS Kiprijonas, LTU.... | .000 |
| ORALEK Jan, CZE..... | .000 |

Pinch hit at bats

| | |
|------------------------------|---|
| 1. CHIMEV Miroslav, BUL..... | 2 |
| 2. 19 tied at..... | 1 |

Pinch hits

| | |
|--------------------------------|---|
| 1. SHMELEV Viacheslav, RUS.... | 1 |
| GLEESON Dylan, FRA..... | 1 |
| SAZAVSKY Richard, CZE..... | 1 |
| DRAGOEV Ilyan, BUL..... | 1 |
| CHIMEV Miroslav, BUL..... | 1 |
| ZHANTALAI Yevhen, UKR..... | 1 |



EUROPEAN Championship

21U '12

BRNO / TREBIC, CZECH REPUBLIC • 25th / 29th JULY



2-out RBIs

| | |
|-----------------------------|---|
| 1. DUBOVY Arnost, CZE..... | 3 |
| STOVBA Bogdan, UKR..... | 3 |
| KURGACHOV Arkadiy, RUS..... | 3 |
| 4. 13 tied at..... | 2 |

Runners advanced

| | |
|--------------------------------|---|
| 1. KURGACHOV Arkadiy, RUS..... | 8 |
| 2. COMBES Oscar, FRA..... | 5 |
| SILA Petr, CZE..... | 5 |
| 4. VICENTE Simon, FRA..... | 4 |
| MARTUNAS Gytis, LTU..... | 4 |
| 6. 11 tied at..... | 3 |

Runners left on base

| | |
|------------------------------|---|
| 1. VILIMAS Kestas, LTU..... | 9 |
| 2. BOIKO Roman, UKR..... | 8 |
| KARAGANOV Antonio, BUL..... | 8 |
| KOTLYAR Nikita, RUS..... | 8 |
| LOSCHY Christoph, AUT..... | 8 |
| PODYAPOLSKIY Evgen, RUS..... | 8 |
| 7. PITCHER Andy, FRA..... | 7 |
| 8. JALTOV Panayot, BUL..... | 6 |
| NOGA Michal, SVK..... | 6 |
| 10.9 tied at..... | 5 |

<page/>

Fly outs

| | |
|-------------------------------|---|
| 1. LOSCHY Christoph, AUT..... | 7 |
| 2. PENTEK Oliver, SVK..... | 6 |
| COMBES Oscar, FRA..... | 6 |
| VILIMAS Kestas, LTU..... | 6 |
| POLIAKOV Ievgenii, UKR..... | 6 |
| HACKL Moritz, AUT..... | 6 |
| 7. 9 tied at..... | 5 |

Ground outs

| | |
|------------------------------|---|
| 1. SILA Petr, CZE..... | 9 |
| 2. KOTLYAR Nikita, RUS..... | 8 |
| 3. DIMITROV Teodor, BUL..... | 7 |
| COMBES Oscar, FRA..... | 7 |
| MASLYGA Ihor, UKR..... | 7 |
| SIRGEDAS Lukas, LTU..... | 7 |
| ROMAN Martin, SVK..... | 7 |
| 8. 7 tied at..... | 6 |

Fly outs/Ground outs

| | |
|--------------------------------|-------|
| 1. STOVBA Bogdan, UKR..... | 99.00 |
| 2. ATADZHANOV Nikita, RUS..... | 5.00 |
| SUCHA Matej, CZE..... | 5.00 |
| 4. SEREICIKAS Tomas, LTU..... | 4.00 |
| 5. BOKALETS Akosta Y, RUS..... | 3.00 |
| 6. SAZAVSKY Richard, CZE..... | 2.50 |
| OKASA Jakub, SVK..... | 2.50 |
| 8. LOSCHY Christoph, AUT..... | 2.33 |
| 9. HACKL Moritz, AUT..... | 2.00 |
| VILIMAS Kestas, LTU..... | 2.00 |

Ground outs/Fly outs

| | |
|-----------------------------|-------|
| 1. ESMIR Michal, SVK..... | 99.00 |
| MASLYGA Ihor, UKR..... | 99.00 |
| DANKOVSKIS Arunas, LTU..... | 99.00 |
| LAKMECHE Theo, FRA..... | 99.00 |
| 5. SILA Petr, CZE..... | 9.00 |
| 6. SIRGEDAS Lukas, LTU..... | 7.00 |
| 7. DUBOVY Arnost, CZE..... | 5.00 |
| CHROUST Premek, CZE..... | 5.00 |
| LIMARENKO Dmytro, UKR..... | 5.00 |
| SYKORA Tomas, CZE..... | 5.00 |

Batting Per-Game Leaders (as of Jul 28, 2012)

(All games)

| | | |
|-----------------------------|-------------|--------------|
| Hitting minimums - 1 Games | 1.0 AB/Game | 2.7 TPA/Game |
| Pitching minimums - 1 Games | 1.5 IP/Game | |

Hits per game

| | |
|--------------------------------|------|
| 1. KURGACHOV Arkadiy, RUS..... | 2.00 |
| BOKALETS Akosta Y, RUS..... | 2.00 |
| DUBOVY Arnost, CZE..... | 2.00 |
| MENSIK Matej, CZE..... | 2.00 |
| 5. VICENTE Simon, FRA..... | 1.75 |
| WILLIAMS Omar, FRA..... | 1.75 |
| OBED Ferdinand, AUT..... | 1.75 |
| 8. LIMARENKO Dmytro, UKR..... | 1.67 |
| 9. STOVBA Bogdan, UKR..... | 1.50 |
| 10. AGAPOV Artem, UKR..... | 1.33 |

Runs scored per game

| | |
|-----------------------------|------|
| 1. BORSCH Artem, UKR..... | 2.00 |
| HAJTMAR Adam, CZE..... | 2.00 |
| MENSIK Matej, CZE..... | 2.00 |
| 4. WILLIAMS Omar, FRA..... | 1.75 |
| 5. CHROUST Premek, CZE..... | 1.50 |
| 6. PATUREL Arthur, FRA..... | 1.25 |
| KURGACHOV Arkadiy, RUS..... | 1.25 |
| BOKALETS Akosta Y, RUS..... | 1.25 |
| OBED Ferdinand, AUT..... | 1.25 |
| KULIK Artem, RUS..... | 1.25 |

Doubles per game

| | |
|--------------------------------|------|
| 1. KURGACHOV Arkadiy, RUS..... | 1.00 |
| 2. ATADZHANOV Nikita, RUS..... | 0.75 |
| SUCHA Matej, CZE..... | 0.75 |
| MENSIK Matej, CZE..... | 0.75 |
| 5. WILLIAMS Omar, FRA..... | 0.50 |
| BOKALETS Akosta Y, RUS..... | 0.50 |
| SYKORA Tomas, CZE..... | 0.50 |
| STOVBA Bogdan, UKR..... | 0.50 |
| SERICIKAS Tomas, LTU..... | 0.50 |
| 10. LIMARENKO Dmytro, UKR..... | 0.33 |

Triples per game

| | |
|-------------------------------|------|
| 1. OBED Ferdinand, AUT..... | 0.50 |
| LEFEVRE Maxime, FRA..... | 0.50 |
| 3. LIMARENKO Dmytro, UKR..... | 0.33 |
| 4. MANY Amin, AUT..... | 0.25 |
| DUBOVY Arnost, CZE..... | 0.25 |
| SILA Petr, CZE..... | 0.25 |
| MARTUNAS Gytis, LTU..... | 0.25 |
| CHROUST Premek, CZE..... | 0.25 |
| MASLYGA Ihor, UKR..... | 0.25 |
| VILIMAS Kestas, LTU..... | 0.25 |

Homers per game

| | |
|-----------------------------|------|
| 1. PATUREL Arthur, FRA..... | 0.25 |
| MANY Amin, AUT..... | 0.25 |
| OBED Ferdinand, AUT..... | 0.25 |
| MENSIK Matej, CZE..... | 0.25 |
| 5. VICENTE Simon, FRA..... | 0.00 |
| ANDONOV Martin, BUL..... | 0.00 |
| WILLIAMS Omar, FRA..... | 0.00 |
| ROMAN Martin, SVK..... | 0.00 |
| GEORGIEV Georgi, BUL..... | 0.00 |
| BOIKO Roman, UKR..... | 0.00 |

RBIs per game

| | |
|--------------------------------|------|
| 1. PATUREL Arthur, FRA..... | 2.25 |
| 2. DUBOVY Arnost, CZE..... | 1.75 |
| MENSIK Matej, CZE..... | 1.75 |
| 4. KURGACHOV Arkadiy, RUS..... | 1.50 |
| BOKALETS Akosta Y, RUS..... | 1.50 |
| CHROUST Premek, CZE..... | 1.50 |
| 7. LIMARENKO Dmytro, UKR..... | 1.33 |
| 8. SYKORA Tomas, CZE..... | 1.25 |
| 9. OBED Ferdinand, AUT..... | 1.00 |
| ATADZHANOV Nikita, RUS..... | 1.00 |

Stolen bases per game

| | |
|--------------------------------|------|
| 1. BORSCH Artem, UKR..... | 2.00 |
| 2. POLIAKOV Ievgenii, UKR..... | 0.75 |
| KULIK Artem, RUS..... | 0.75 |
| SADAUNYKAS Justina, LTU..... | 0.75 |
| LEFEVRE Maxime, FRA..... | 0.75 |
| 6. VICENTE Simon, FRA..... | 0.50 |
| BOIKO Roman, UKR..... | 0.50 |
| COMBES Oscar, FRA..... | 0.50 |
| OBED Ferdinand, AUT..... | 0.50 |
| KOLDUBA Vydmantas, LTU..... | 0.50 |

Walks per game

| | |
|--------------------------------|------|
| 1. BORSCH Artem, UKR..... | 1.25 |
| CHROUST Premek, CZE..... | 1.25 |
| KULIK Artem, RUS..... | 1.25 |
| VYKOUKAL Michael, CZE..... | 1.25 |
| KHOMYAKOV Daniil, RUS..... | 1.25 |
| CHERNOZEMSKY Evgen, BUL..... | 1.25 |
| 7. KURGACHOV Arkadiy, RUS..... | 1.00 |
| COMBES Oscar, FRA..... | 1.00 |
| POLIAKOV Ievgenii, UKR..... | 1.00 |
| DIMITROV Teodor, BUL..... | 1.00 |

Strikeouts per game

| | |
|------------------------------|------|
| 1. BORSCH Artem, UKR..... | 0.00 |
| NEVERAUSKAS Dovyda, LTU..... | 0.00 |
| SIRGEDAS Lukas, LTU..... | 0.00 |
| 4. WILLIAMS Omar, FRA..... | 0.25 |
| COMBES Oscar, FRA..... | 0.25 |
| POLIAKOV Ievgenii, UKR..... | 0.25 |
| LOSCHY Christoph, AUT..... | 0.25 |
| OBED Ferdinand, AUT..... | 0.25 |
| PENTEK Oliver, SVK..... | 0.25 |
| SILA Petr, CZE..... | 0.25 |





EUROPEAN Championship

21U '12

BRNO / TREBIC, CZECH REPUBLIC • 25th / 29th JULY



At bats per game

| | |
|--------------------------------|------|
| 1. VICENTE Simon, FRA..... | 4.75 |
| ANDONOV Martin, BUL..... | 4.75 |
| 3. LIMARENKO Dmytro, UKR..... | 4.67 |
| 4. GEORGIEV Georgi, BUL..... | 4.50 |
| ROMAN Martin, SVK..... | 4.50 |
| BOIKO Roman, UKR..... | 4.50 |
| PATUREL Arthur, FRA..... | 4.50 |
| WILLIAMS Omar, FRA..... | 4.50 |
| 9. KURGACHOV Arkadiy, RUS..... | 4.25 |
| 10.MANY Amin, AUT..... | 4.00 |

Plate appearances/game

| | |
|-------------------------------|------|
| 1. GEORGIEV Georgi, BUL..... | 5.50 |
| KURGACHOV Arkadiy, RUS..... | 5.50 |
| 3. LIMARENKO Dmytro, UKR..... | 5.33 |
| NEZHIBORETS Olexiy, UKR.... | 5.33 |
| 5. VICENTE Simon, FRA..... | 5.25 |
| WILLIAMS Omar, FRA..... | 5.25 |
| POLIAKOV Ievgenii, UKR..... | 5.25 |
| COMBES Oscar, FRA..... | 5.25 |
| 9. ANDONOV Martin, BUL..... | 5.00 |
| PATUREL Arthur, FRA..... | 5.00 |

Pitching Leaders (as of Jul 28, 2012) (All games)

| | | |
|-----------------------------|-------------|--------------|
| Hitting minimums - 1 Games | 1.0 AB/Game | 2.7 TPA/Game |
| Pitching minimums - 1 Games | 1.5 IP/Game | |

Earned run avg

| | |
|--------------------------------|------|
| 1. TOMEK Jan, CZE..... | 0.00 |
| LIMARENKO Dmytro, UKR..... | 0.00 |
| KOROL'OV Kostyant, UKR.... | 0.00 |
| TYLER Maxwell, FRA..... | 0.00 |
| SEMENOV Dmitry, RUS..... | 0.00 |
| 6. SHEVCHENKO Maksim, RUS.... | 1.23 |
| 7. ZIMMERLE Felix, AUT..... | 1.64 |
| 8. CHERNOZEMSKY Evgen, BUL.... | 1.76 |
| 9. NOGA Michal, SVK..... | 1.86 |
| 10.LOBANOV Nikita, RUS..... | 2.16 |

Opposing bat avg

| | |
|--------------------------------|------|
| 1. SEMENOV Dmitry, RUS..... | .045 |
| 2. TOMEK Jan, CZE..... | .054 |
| 3. KOROL'OV Kostyant, UKR.... | .074 |
| 4. TYLER Maxwell, FRA..... | .087 |
| 5. LIMARENKO Dmytro, UKR..... | .108 |
| 6. CHERNOZEMSKY Evgen, BUL.... | .172 |
| SHEVCHENKO Maksim, RUS.... | .172 |
| 8. ZIMMERLE Felix, AUT..... | .189 |
| 9. IZOLD Jakub, SVK..... | .190 |
| 10.MAYFAT Roman, UKR..... | .200 |

Innings pitched

| | |
|--------------------------------|------|
| 1. CHERNOZEMSKY Evgen, BUL.... | 15.1 |
| 2. BOSANSKY Marek, SVK..... | 15.0 |
| 3. TOMEK Jan, CZE..... | 11.1 |
| 4. LIMARENKO Dmytro, UKR..... | 11.0 |
| ZIMMERLE Felix, AUT..... | 11.0 |
| 6. NOGA Michal, SVK..... | 9.2 |
| LEONOV Denis, RUS..... | 9.2 |
| 8. SADAUNYKAS Justina, LTU.... | 9.1 |
| 9. DIMITROV Teodor, BUL..... | 9.0 |
| 10.2 tied at..... | 8.1 |

Batters struck out

| | |
|--------------------------------|----|
| 1. BOSANSKY Marek, SVK..... | 19 |
| 2. LOBANOV Nikita, RUS..... | 12 |
| 3. KOROL'OV Kostyant, UKR.... | 11 |
| TOMEK Jan, CZE..... | 11 |
| LIMARENKO Dmytro, UKR..... | 11 |
| SADAUNYKAS Justina, LTU.... | 11 |
| 7. CHERNOZEMSKY Evgen, BUL.... | 9 |
| SEMENOV Dmitry, RUS..... | 9 |
| 9. VILIMAS Robertas, LTU..... | 8 |
| 10.2 tied at..... | 7 |

Batters SO out looking

| | |
|-------------------------------|----|
| 1. LIMARENKO Dmytro, UKR..... | 10 |
| 2. BOSANSKY Marek, SVK..... | 6 |
| TOMEK Jan, CZE..... | 6 |
| 4. LOBANOV Nikita, RUS..... | 4 |
| TYLER Maxwell, FRA..... | 4 |
| MAYFAT Roman, UKR..... | 4 |
| SEMENOV Dmitry, RUS..... | 4 |
| KOROL'OV Kostyant, UKR.... | 4 |
| 9. HIRNSCHAL Fabian, AUT..... | 3 |
| MALECEK Martin Kar, CZE.... | 3 |

Wins

| | |
|-------------------------------|---|
| 1. LIMARENKO Dmytro, UKR..... | 2 |
| DIMITROV Teodor, BUL..... | 2 |
| 3. 12 tied at..... | 1 |

Saves

| | |
|-----------------------------|---|
| 1. ZIMMERLE Felix, AUT..... | 1 |
|-----------------------------|---|

Appearances

| | |
|------------------------------|---|
| 1. DIMITROV Teodor, BUL..... | 4 |
| 2. 20 tied at..... | 2 |

Games started

| | |
|-----------------------------|---|
| 1. BOSANSKY Marek, SVK..... | 2 |
| CHERNOZEMSKY Evgen, BUL.... | 2 |
| 3. 28 tied at..... | 1 |

Games finished

| | |
|------------------------------|---|
| 1. DIMITROV Teodor, BUL..... | 4 |
| 2. COOPMAN Warren, FRA..... | 2 |
| WOLF MAYR David, AUT..... | 2 |
| 4. 21 tied at..... | 1 |

Games in relief

| | |
|-------------------------------|---|
| 1. DIMITROV Teodor, BUL..... | 4 |
| 2. HIRNSCHAL Fabian, AUT..... | 2 |
| PAPEZ Vojtech, CZE..... | 2 |
| VAN HEYNINGEN Davi, FRA.... | 2 |
| COOPMAN Warren, FRA..... | 2 |
| WOLF MAYR David, AUT..... | 2 |
| UHNAVY David, SVK..... | 2 |
| STRAPKO Martin, SVK..... | 2 |
| VILLANUEVA Yannick, FRA.... | 2 |
| 10.30 tied at..... | 1 |

Sac bunts allowed

| | |
|-----------------------------|---|
| 1. ZIMMERLE Felix, AUT..... | 2 |
| CHERNOZEMSKY Evgen, BUL.... | 2 |
| MAYFAT Roman, UKR..... | 2 |
| VILIMAS Robertas, LTU..... | 2 |
| 5. 12 tied at..... | 1 |

Sac flies allowed

| | |
|------------------------------|---|
| 1. DIMITROV Teodor, BUL..... | 2 |
| 2. MARTUNAS Gytis, LTU..... | 1 |
| BODET Benjamin, FRA..... | 1 |
| ANDONOV Martin, BUL..... | 1 |
| ALZINGER Richard, AUT..... | 1 |
| SCHNEIDER Michael, AUT..... | 1 |
| HIRNSCHAL Fabian, AUT..... | 1 |

Losses

| | |
|--------------------------------|---|
| 1. SADAUNYKAS Justina, LTU.... | 2 |
| 2. 14 tied at..... | 1 |

Runners picked off

| | |
|--------------------------|---|
| 1. VICENS Hugo, FRA..... | 1 |
| LOBANOV Nikita, RUS..... | 1 |
| ZIMMERLE Felix, AUT..... | 1 |
| MARTUNAS Gytis, LTU..... | 1 |



EUROPEAN Championship

21U '12

BRNO / TREBIC, CZECH REPUBLIC • 25th / 29th JULY

**Wild pitches**

| | |
|------------------------------|---|
| 1. DIMITROV Teodor, BUL..... | 2 |
| VAN HEYNINGEN Davi, FRA.... | 2 |
| 3. 16 tied at..... | 1 |

Intentional BB allowed

| | |
|-------------------------------|---|
| 1. LUDESCHER Stefan, AUT..... | 1 |
|-------------------------------|---|

Earned runs allowed

| | |
|-------------------------------|---|
| 1. LIMARENKO Dmytro, UKR..... | 0 |
| SEMENOV Dmitry, RUS..... | 0 |
| TYLER Maxwell, FRA..... | 0 |
| TOMEK Jan, CZE..... | 0 |
| KOROL'OV Kostyant, UKR.... | 0 |
| 6. SHEVCHENKO Maksim, RUS.... | 1 |
| 7. MAYFAT Roman, UKR..... | 2 |
| ZIMMERLE Felix, AUT..... | 2 |
| LOBANOV Nikita, RUS..... | 2 |
| IZOLD Jakub, SVK..... | 2 |

Triples allowed

| | |
|-----------------------------|---|
| 1. ANDONOV Martin, BUL..... | 0 |
| LEONOV Denis, RUS..... | 0 |
| NOGA Michal, SVK..... | 0 |
| ZIMMERLE Felix, AUT..... | 0 |
| TOMEK Jan, CZE..... | 0 |
| TYLER Maxwell, FRA..... | 0 |
| ALZINGER Richard, AUT..... | 0 |
| SEMENOV Dmitry, RUS..... | 0 |
| PETKOV Petyo, BUL..... | 0 |
| KOROL'OV Kostyant, UKR.... | 0 |

Hitting minimums - 1 Games 1.0 AB/Game
Pitching minimums - 1 Games 1.5 IP/Game

B/avg vs left

| | |
|--------------------------------|------|
| 1. CHERNOZEMSKY Evgen, BUL.... | .000 |
| NOGA Michal, SVK..... | .000 |
| SHEVCHENKO Maksim, RUS.... | .000 |
| MAYFAT Roman, UKR..... | .000 |
| SEMENOV Dmitry, RUS..... | .000 |
| 6. TOMEK Jan, CZE..... | .000 |
| DIMITROV Teodor, BUL..... | .000 |
| PETKOV Petyo, BUL..... | .000 |
| ALZINGER Richard, AUT..... | .000 |
| TYLER Maxwell, FRA..... | .000 |

B/avg w/2 outs

| | |
|--------------------------------|------|
| 1. CHERNOZEMSKY Evgen, BUL.... | .000 |
| PETKOV Petyo, BUL..... | .000 |
| TYLER Maxwell, FRA..... | .000 |
| SEMENOV Dmitry, RUS..... | .000 |
| 5. TOMEK Jan, CZE..... | .077 |
| 6. LIMARENKO Dmytro, UKR..... | .091 |
| 7. ANDONOV Martin, BUL..... | .111 |
| 8. KOROL'OV Kostyant, UKR.... | .125 |
| 9. BOSANSKY Marek, SVK..... | .158 |
| 10. ZIMMERLE Felix, AUT..... | .182 |

Balks

| | |
|-------------------------------|---|
| 1. MARTUNAS Gytis, LTU..... | 2 |
| 2. SEREICIKAS Tomas, LTU..... | 1 |
| OKASA Jakub, SVK..... | 1 |
| KILIEVICH Dmytro, UKR..... | 1 |

Hits allowed

| | |
|-------------------------------|---|
| 1. SEMENOV Dmitry, RUS..... | 1 |
| 2. KOROL'OV Kostyant, UKR.... | 2 |
| TOMEK Jan, CZE..... | 2 |
| TYLER Maxwell, FRA..... | 2 |
| 5. LIMARENKO Dmytro, UKR..... | 4 |
| IZOLD Jakub, SVK..... | 4 |
| 7. SHEVCHENKO Maksim, RUS.... | 5 |
| MAYFAT Roman, UKR..... | 5 |
| 9. LOBANOV Nikita, RUS..... | 6 |
| ALZINGER Richard, AUT..... | 6 |

Walks allowed

| | |
|-------------------------------|---|
| 1. MAYFAT Roman, UKR..... | 1 |
| 2. TYLER Maxwell, FRA..... | 2 |
| LIMARENKO Dmytro, UKR.... | 2 |
| SEMENOV Dmitry, RUS..... | 2 |
| 5. KOROL'OV Kostyant, UKR.... | 3 |
| LEONOV Denis, RUS..... | 3 |
| PETKOV Petyo, BUL..... | 3 |
| NOGA Michal, SVK..... | 3 |
| 9. ALZINGER Richard, AUT..... | 4 |
| LOBANOV Nikita, RUS..... | 4 |

Home runs allowed

| | |
|-----------------------------|---|
| 1. ANDONOV Martin, BUL..... | 0 |
| LEONOV Denis, RUS..... | 0 |
| NOGA Michal, SVK..... | 0 |
| ZIMMERLE Felix, AUT..... | 0 |
| TOMEK Jan, CZE..... | 0 |
| TYLER Maxwell, FRA..... | 0 |
| ALZINGER Richard, AUT..... | 0 |
| SEMENOV Dmitry, RUS..... | 0 |
| PETKOV Petyo, BUL..... | 0 |
| KOROL'OV Kostyant, UKR.... | 0 |

Pitching Analysis Leaders (as of Jul 28, 2012)
(All games)

2.7 TPA/Game

B/avg vs right

| | |
|--------------------------------|------|
| 1. SEMENOV Dmitry, RUS..... | .045 |
| 2. KOROL'OV Kostyant, UKR.... | .050 |
| 3. TOMEK Jan, CZE..... | .057 |
| 4. TYLER Maxwell, FRA..... | .091 |
| 5. LIMARENKO Dmytro, UKR..... | .111 |
| 6. CHERNOZEMSKY Evgen, BUL.... | .172 |
| SHEVCHENKO Maksim, RUS.... | .172 |
| 8. BOSANSKY Marek, SVK..... | .185 |
| 9. LOBANOV Nikita, RUS..... | .190 |
| 10. ZIMMERLE Felix, AUT..... | .192 |

B/avg w/runners

| | |
|--------------------------------|------|
| 1. TOMEK Jan, CZE..... | .000 |
| SEMENOV Dmitry, RUS..... | .000 |
| 3. LIMARENKO Dmytro, UKR.... | .077 |
| 4. TYLER Maxwell, FRA..... | .111 |
| 5. BOSANSKY Marek, SVK..... | .120 |
| 6. CHERNOZEMSKY Evgen, BUL.... | .138 |
| 7. IZOLD Jakub, SVK..... | .143 |
| 8. ZIMMERLE Felix, AUT..... | .150 |
| 9. KOROL'OV Kostyant, UKR.... | .167 |
| 10. PETKOV Petyo, BUL..... | .176 |

Hit batters

| | |
|--------------------------------|---|
| 1. SADAUNYKAS Justina, LTU.... | 4 |
| SOBOTKA Michal, CZE..... | 4 |
| 3. CERVENKA Marek, CZE..... | 2 |
| SECLEPPE Eloi, FRA..... | 2 |
| NEVERAUSKAS Dovyda, LTU.... | 2 |
| VILIMAS Robertas, LTU..... | 2 |
| VICENS Hugo, FRA..... | 2 |
| COOPMAN Warren, FRA..... | 2 |
| MICHALSKIS Tomas, LTU..... | 2 |
| 10.19 tied at..... | 1 |

Runs allowed

| | |
|-------------------------------|---|
| 1. LIMARENKO Dmytro, UKR..... | 0 |
| SEMENOV Dmitry, RUS..... | 0 |
| TYLER Maxwell, FRA..... | 0 |
| TOMEK Jan, CZE..... | 0 |
| 5. KOROL'OV Kostyant, UKR.... | 1 |
| 6. IZOLD Jakub, SVK..... | 2 |
| MAYFAT Roman, UKR..... | 2 |
| SHEVCHENKO Maksim, RUS.... | 2 |
| 9. ZIMMERLE Felix, AUT..... | 3 |
| LOBANOV Nikita, RUS..... | 3 |

Doubles allowed

| | |
|-------------------------------|---|
| 1. ZIMMERLE Felix, AUT..... | 0 |
| TOMEK Jan, CZE..... | 0 |
| SHEVCHENKO Maksim, RUS.... | 0 |
| TYLER Maxwell, FRA..... | 0 |
| SEMENOV Dmitry, RUS..... | 0 |
| 6. KOROL'OV Kostyant, UKR.... | 1 |
| CHERNOZEMSKY Evgen, BUL.... | 1 |
| VILIMAS Robertas, LTU..... | 1 |
| SADAUNYKAS Justina, LTU.... | 1 |
| LOBANOV Nikita, RUS..... | 1 |

B/avg vs leadoff

| | |
|-------------------------------|------|
| 1. LIMARENKO Dmytro, UKR..... | .000 |
| KOROL'OV Kostyant, UKR.... | .000 |
| TYLER Maxwell, FRA..... | .000 |
| 4. NOGA Michal, SVK..... | .222 |
| 5. SHEVCHENKO Maksim, RUS.... | .250 |
| MAYFAT Roman, UKR..... | .250 |
| 7. TOMEK Jan, CZE..... | .273 |
| 8. DIMITROV Teodor, BUL..... | .333 |
| 9. LOBANOV Nikita, RUS..... | .375 |
| 10. ZIMMERLE Felix, AUT..... | .400 |

Fly ball outs

| | |
|--------------------------------|----|
| 1. CHERNOZEMSKY Evgen, BUL.... | 14 |
| 2. BOSANSKY Marek, SVK..... | 12 |
| 3. DIMITROV Teodor, BUL..... | 11 |
| 4. SHEVCHENKO Maksim, RUS.... | 9 |
| TOMEK Jan, CZE..... | 9 |
| 6. ALZINGER Richard, AUT..... | 8 |
| ZIMMERLE Felix, AUT..... | 8 |
| NOGA Michal, SVK..... | 8 |
| 9. SEMENOV Dmitry, RUS..... | 7 |
| 10.4 tied at..... | 6 |



EUROPEAN Championship

21U '12

BRNO / TREBIC, CZECH REPUBLIC • 25th / 29th JULY



Ground ball outs

| | |
|--------------------------------|----|
| 1. CHERNOZEMSKY Evgen, BUL.... | 21 |
| 2. LIMARENKO Dmytro, UKR..... | 18 |
| 3. ZIMMERLE Felix, AUT..... | 16 |
| 4. NOGA Michal, SVK..... | 15 |
| 5. LEONOV Denis, RUS..... | 13 |
| 6. BOSANSKY Marek, SVK..... | 13 |
| 7. TOMEK Jan, CZE..... | 12 |
| 8. 5 tied at..... | 10 |

Fly/Ground outs

| | |
|---------------------------------|------|
| 1. SEMENOV Dmitry, RUS..... | 1.75 |
| 2. ALZINGER Richard, AUT..... | 1.60 |
| 3. DIMITROV Teodor, BUL..... | 1.10 |
| 4. BOSANSKY Marek, SVK..... | 0.92 |
| 5. SHEVCHENKO Maksim, RUS..... | 0.90 |
| 6. TOMEK Jan, CZE..... | 0.75 |
| 7. SADAUNYKAS Justina, LTU.... | 0.75 |
| 8. ANDONOV Martin, BUL..... | 0.75 |
| 9. IZOLD Jakub, SVK..... | 0.71 |
| 10. CHERNOZEMSKY Evgen, BUL.... | 0.67 |

Ground/Fly outs

| | |
|--------------------------------|------|
| 1. LIMARENKO Dmytro, UKR..... | 6.00 |
| 2. PETKOV Petyo, BUL..... | 3.33 |
| 3. VILIMAS Robertas, LTU..... | 2.67 |
| 4. LEONOV Denis, RUS..... | 2.60 |
| 5. MAYFAT Roman, UKR..... | 2.50 |
| 6. ZIMMERLE Felix, AUT..... | 2.00 |
| 7. NOGA Michal, SVK..... | 1.88 |
| 8. LOBANOV Nikita, RUS..... | 1.67 |
| 9. TYLER Maxwell, FRA..... | 1.67 |
| 10. KOROL'OV Kostyant, UKR.... | 1.60 |

Fly outs/game

| | |
|--------------------------------|-------|
| 1. ALZINGER Richard, AUT..... | 12.00 |
| 2. SHEVCHENKO Maksim, RUS..... | 11.05 |
| 3. DIMITROV Teodor, BUL..... | 11.00 |
| 4. SEMENOV Dmitry, RUS..... | 9.00 |
| 5. CHERNOZEMSKY Evgen, BUL.... | 8.22 |
| 6. ANDONOV Martin, BUL..... | 8.10 |
| 7. TYLER Maxwell, FRA..... | 7.71 |
| 8. IZOLD Jakub, SVK..... | 7.50 |
| 9. NOGA Michal, SVK..... | 7.45 |
| 10. BOSANSKY Marek, SVK..... | 7.20 |

Ground outs/game

| | |
|--------------------------------|-------|
| 1. PETKOV Petyo, BUL..... | 15.00 |
| 2. LIMARENKO Dmytro, UKR..... | 14.73 |
| 3. NOGA Michal, SVK..... | 13.97 |
| 4. ZIMMERLE Felix, AUT..... | 13.09 |
| 5. TYLER Maxwell, FRA..... | 12.86 |
| 6. MAYFAT Roman, UKR..... | 12.86 |
| 7. CHERNOZEMSKY Evgen, BUL.... | 12.33 |
| 8. SHEVCHENKO Maksim, RUS..... | 12.27 |
| 9. LEONOV Denis, RUS..... | 12.10 |
| 10. VILIMAS Robertas, LTU..... | 11.37 |

Pitching Per-Game leaders (as of Jul 28, 2012)

(All games)

| | | |
|-----------------------------|-------------|--------------|
| Hitting minimums - 1 Games | 1.0 AB/Game | 2.7 TPA/Game |
| Pitching minimums - 1 Games | 1.5 IP/Game | |

Innings per game

| | |
|--------------------------------|------|
| 1. NOGA Michal, SVK..... | 9.67 |
| 2. KOROL'OV Kostyant, UKR.... | 8.33 |
| 3. CHERNOZEMSKY Evgen, BUL.... | 7.67 |
| 4. BOSANSKY Marek, SVK..... | 7.50 |
| 5. SHEVCHENKO Maksim, RUS..... | 7.33 |
| 6. SEMENOV Dmitry, RUS..... | 7.00 |
| 7. MAYFAT Roman, UKR..... | 7.00 |
| 8. TYLER Maxwell, FRA..... | 7.00 |
| 9. IZOLD Jakub, SVK..... | 6.00 |
| 10. ALZINGER Richard, AUT..... | 6.00 |

Strikeouts/game

| | |
|--------------------------------|-------|
| 1. LOBANOV Nikita, RUS..... | 12.96 |
| 2. KOROL'OV Kostyant, UKR.... | 11.88 |
| 3. SEMENOV Dmitry, RUS..... | 11.57 |
| 4. BOSANSKY Marek, SVK..... | 11.40 |
| 5. VILIMAS Robertas, LTU..... | 11.37 |
| 6. SADAUNYKAS Justina, LTU.... | 10.61 |
| 7. LIMARENKO Dmytro, UKR..... | 9.00 |
| 8. MAYFAT Roman, UKR..... | 9.00 |
| 9. TOMEK Jan, CZE..... | 8.74 |
| 10. PETKOV Petyo, BUL..... | 7.50 |

Walks allowed/game

| | |
|-------------------------------|------|
| 1. MAYFAT Roman, UKR..... | 1.29 |
| 2. LIMARENKO Dmytro, UKR..... | 1.64 |
| 3. TYLER Maxwell, FRA..... | 2.57 |
| 4. SEMENOV Dmitry, RUS..... | 2.57 |
| 5. LEONOV Denis, RUS..... | 2.79 |
| 6. NOGA Michal, SVK..... | 2.79 |
| 7. BOSANSKY Marek, SVK..... | 3.00 |
| 8. KOROL'OV Kostyant, UKR.... | 3.24 |
| 9. TOMEK Jan, CZE..... | 3.97 |
| 10. DIMITROV Teodor, BUL..... | 4.00 |

Doubles allowed/game

| | |
|--------------------------------|------|
| 1. TOMEK Jan, CZE..... | 0.00 |
| 2. ZIMMERLE Felix, AUT..... | 0.00 |
| 3. SHEVCHENKO Maksim, RUS..... | 0.00 |
| 4. SEMENOV Dmitry, RUS..... | 0.00 |
| 5. TYLER Maxwell, FRA..... | 0.00 |
| 6. CHERNOZEMSKY Evgen, BUL.... | 0.59 |
| 7. BOSANSKY Marek, SVK..... | 0.60 |
| 8. LIMARENKO Dmytro, UKR..... | 0.82 |
| 9. SADAUNYKAS Justina, LTU.... | 0.96 |
| 10. DIMITROV Teodor, BUL..... | 1.00 |

Triples allowed/game

| | |
|-------------------------------|------|
| 1. TOMEK Jan, CZE..... | 0.00 |
| 2. ZIMMERLE Felix, AUT..... | 0.00 |
| 3. LIMARENKO Dmytro, UKR..... | 0.00 |
| 4. LEONOV Denis, RUS..... | 0.00 |
| 5. NOGA Michal, SVK..... | 0.00 |
| 6. KOROL'OV Kostyant, UKR.... | 0.00 |
| 7. LOBANOV Nikita, RUS..... | 0.00 |
| 8. SEMENOV Dmitry, RUS..... | 0.00 |
| 9. TYLER Maxwell, FRA..... | 0.00 |
| 10. MAYFAT Roman, UKR..... | 0.00 |

Homers allowed/game

| | |
|--------------------------------|------|
| 1. CHERNOZEMSKY Evgen, BUL.... | 0.00 |
| 2. TOMEK Jan, CZE..... | 0.00 |
| 3. LIMARENKO Dmytro, UKR..... | 0.00 |
| 4. ZIMMERLE Felix, AUT..... | 0.00 |
| 5. NOGA Michal, SVK..... | 0.00 |
| 6. LEONOV Denis, RUS..... | 0.00 |
| 7. SADAUNYKAS Justina, LTU.... | 0.00 |
| 8. DIMITROV Teodor, BUL..... | 0.00 |
| 9. KOROL'OV Kostyant, UKR.... | 0.00 |
| 10. LOBANOV Nikita, RUS..... | 0.00 |

Batters faced/game

| | |
|--------------------------------|-------|
| 1. VILIMAS Robertas, LTU..... | 49.74 |
| 2. PETKOV Petyo, BUL..... | 46.50 |
| 3. ANDONOV Martin, BUL..... | 45.90 |
| 4. SADAUNYKAS Justina, LTU.... | 44.36 |
| 5. ALZINGER Richard, AUT..... | 43.50 |
| 6. SHEVCHENKO Maksim, RUS..... | 41.73 |
| 7. CHERNOZEMSKY Evgen, BUL.... | 39.91 |
| 8. LEONOV Denis, RUS..... | 39.10 |
| 9. DIMITROV Teodor, BUL..... | 39.00 |
| 10. IZOLD Jakub, SVK..... | 39.00 |

Hits allowed/game

| | |
|--------------------------------|------|
| 1. SEMENOV Dmitry, RUS..... | 1.29 |
| 2. TOMEK Jan, CZE..... | 1.59 |
| 3. KOROL'OV Kostyant, UKR.... | 2.16 |
| 4. TYLER Maxwell, FRA..... | 2.57 |
| 5. LIMARENKO Dmytro, UKR..... | 3.27 |
| 6. ZIMMERLE Felix, AUT..... | 5.73 |
| 7. CHERNOZEMSKY Evgen, BUL.... | 5.87 |
| 8. IZOLD Jakub, SVK..... | 6.00 |
| 9. SHEVCHENKO Maksim, RUS..... | 6.14 |
| 10. MAYFAT Roman, UKR..... | 6.43 |

Runs allowed/game

| | |
|--------------------------------|------|
| 1. TOMEK Jan, CZE..... | 0.00 |
| 2. LIMARENKO Dmytro, UKR..... | 0.00 |
| 3. SEMENOV Dmitry, RUS..... | 0.00 |
| 4. TYLER Maxwell, FRA..... | 0.00 |
| 5. KOROL'OV Kostyant, UKR.... | 1.08 |
| 6. ZIMMERLE Felix, AUT..... | 2.45 |
| 7. SHEVCHENKO Maksim, RUS..... | 2.45 |
| 8. MAYFAT Roman, UKR..... | 2.57 |
| 9. CHERNOZEMSKY Evgen, BUL.... | 2.93 |
| 10. IZOLD Jakub, SVK..... | 3.00 |

Earned runs/game

| | |
|--------------------------------|------|
| 1. TOMEK Jan, CZE..... | 0.00 |
| 2. LIMARENKO Dmytro, UKR..... | 0.00 |
| 3. KOROL'OV Kostyant, UKR.... | 0.00 |
| 4. TYLER Maxwell, FRA..... | 0.00 |
| 5. SEMENOV Dmitry, RUS..... | 0.00 |
| 6. SHEVCHENKO Maksim, RUS..... | 1.23 |
| 7. ZIMMERLE Felix, AUT..... | 1.64 |
| 8. CHERNOZEMSKY Evgen, BUL.... | 1.76 |
| 9. NOGA Michal, SVK..... | 1.86 |
| 10. LOBANOV Nikita, RUS..... | 2.16 |



EUROPEAN Championship

21U '12

BRNO / TREBIC, CZECH REPUBLIC • 25th / 29th JULY



Fielding Leaders (as of Jul 28, 2012) (All games)

Hitting minimums - 1 Games
Pitching minimums - 1 Games 1.5 IP/Game

Fielding pct

| | |
|-------------------------------|-------|
| 1. LIMARENKO Dmytro, UKR..... | 1.000 |
| OKASA Jakub, SVK..... | 1.000 |
| STOVBA Bogdan, UKR..... | 1.000 |
| VYKOUKAL Michael, CZE..... | 1.000 |
| KOTLYAR Nikita, RUS..... | 1.000 |
| KULIK Artem, RUS..... | 1.000 |
| GEORGIEV Georgi, BUL..... | 1.000 |
| WILLIAMS Omar, FRA..... | 1.000 |
| BOSY Martin, SVK..... | 1.000 |
| SITAR Jaroslav, SVK..... | 1.000 |

Chances

| | |
|--------------------------------|----|
| 1. VICENTE Simon, FRA..... | 47 |
| 2. LIMARENKO Dmytro, UKR..... | 37 |
| 3. ALTENEDER Armin, AUT..... | 36 |
| 4. DIMITROV Teodor, BUL..... | 35 |
| 5. SUCHA Matej, CZE..... | 34 |
| 6. OKASA Jakub, SVK..... | 33 |
| 7. STOVBA Bogdan, UKR..... | 32 |
| 8. CHERNOZEMSKY Evgen, BUL.... | 31 |
| 9. VYKOUKAL Michael, CZE..... | 30 |
| 10. LAKMECHE Theo, FRA..... | 29 |

Putouts

| | |
|--------------------------------|----|
| 1. VICENTE Simon, FRA..... | 42 |
| 2. ALTENEDER Armin, AUT..... | 32 |
| 3. LIMARENKO Dmytro, UKR..... | 31 |
| OKASA Jakub, SVK..... | 31 |
| 5. STOVBA Bogdan, UKR..... | 30 |
| 6. SUCHA Matej, CZE..... | 29 |
| 7. DIMITROV Teodor, BUL..... | 27 |
| 8. VYKOUKAL Michael, CZE..... | 26 |
| 9. NEVERAUSKAS Dovyda, LTU.... | 25 |
| 10.2 tied at..... | 23 |

Assists

| | |
|--------------------------------|----|
| 1. CHERNOZEMSKY Evgen, BUL.... | 19 |
| 2. BOKALETS Akosta Y, RUS..... | 14 |
| WILLIAMS Omar, FRA..... | 14 |
| KULIK Artem, RUS..... | 14 |
| SEISER Claus, AUT..... | 14 |
| 6. SILA Petr, CZE..... | 12 |
| LOPATA Artem, UKR..... | 12 |
| 8. AGAPOV Artem, UKR..... | 10 |
| 9. 6 tied at..... | 9 |

Fielding double plays

| | |
|--------------------------------|---|
| 1. BOKALETS Akosta Y, RUS..... | 5 |
| KULIK Artem, RUS..... | 5 |
| VICENTE Simon, FRA..... | 5 |
| 4. LIMARENKO Dmytro, UKR..... | 4 |
| 5. WILLIAMS Omar, FRA..... | 3 |
| SUCHA Matej, CZE..... | 3 |
| NOVOZHILOV Mikhail, RUS.... | 3 |
| AGAPOV Artem, UKR..... | 3 |
| 9. 9 tied at..... | 2 |

Passed balls

| | |
|--------------------------------|---|
| 1. ANANIEV Alexander, BUL..... | 3 |
| 2. LAKMECHE Theo, FRA..... | 2 |
| GEORGIEV Georgi, BUL..... | 2 |
| MARTUNAS Gytis, LTU..... | 2 |
| 5. ORALEK Jan, CZE..... | 1 |
| STOVBA Bogdan, UKR..... | 1 |
| VYKOUKAL Michael, CZE..... | 1 |
| BOSY Martin, SVK..... | 1 |
| VILIMAS Kestas, LTU..... | 1 |

Catchers interference

| | |
|----------------------------|---|
| 1. LAKMECHE Theo, FRA..... | 1 |
|----------------------------|---|

Steal attempts against

| | |
|--------------------------------|----|
| 1. ANANIEV Alexander, BUL..... | 10 |
| VYKOUKAL Michael, CZE..... | 10 |
| HACKL Moritz, AUT..... | 10 |
| 4. VILIMAS Kestas, LTU..... | 8 |
| 5. KOTLYAR Nikita, RUS..... | 7 |
| 6. LOBANOV Nikita, RUS..... | 5 |
| LAKMECHE Theo, FRA..... | 5 |
| 8. CHERNOZEMSKY Evgen, BUL.... | 4 |
| MARTUNAS Gytis, LTU..... | 4 |
| BOSY Martin, SVK..... | 4 |

Stolen bases against

| | |
|--------------------------------|----|
| 1. ANANIEV Alexander, BUL..... | 10 |
| 2. VILIMAS Kestas, LTU..... | 8 |
| VYKOUKAL Michael, CZE..... | 8 |
| 4. HACKL Moritz, AUT..... | 6 |
| 5. KOTLYAR Nikita, RUS..... | 4 |
| BOSY Martin, SVK..... | 4 |
| CHERNOZEMSKY Evgen, BUL.... | 4 |
| LAKMECHE Theo, FRA..... | 4 |
| 9. 6 tied at..... | 3 |

Caught stealing by

| | |
|-----------------------------|---|
| 1. HACKL Moritz, AUT..... | 4 |
| 2. KOTLYAR Nikita, RUS..... | 3 |
| 3. ZIMMERLE Felix, AUT..... | 2 |
| VYKOUKAL Michael, CZE..... | 2 |
| LOBANOV Nikita, RUS..... | 2 |
| LEONOV Denis, RUS..... | 2 |
| 7. 13 tied at..... | 1 |

Errors

| | |
|-------------------------------|---|
| 1. KOLDUBA Vydmantas, LTU.... | 5 |
| ESMIR Michal, SVK..... | 5 |
| 3. LOPATA Artem, UKR..... | 4 |
| SEISER Claus, AUT..... | 4 |
| SILA Petr, CZE..... | 4 |
| 6. SUCHA Matej, CZE..... | 3 |
| LEFEVRE Maxime, FRA..... | 3 |
| CHERNOZEMSKY Evgen, BUL.... | 3 |
| 9. 8 tied at..... | 2 |



Technical Appointments

Sunday 29th July

| Game | Field | Time | Home Team | Visitor Team |
|---------------|--------------------------|--------------------|---------------------------|--------------|
| 17 | Trebic | 11:30 | Lithuania | Slovakia |
| Umpires: | Alexander Chumakov (RUS) | Nicolas Roux (FRA) | Arnoldus Ramanaukas (LTU) | |
| Scorekeepers: | Pavel Makovicky (CZE) | Pavol Mozola (SVK) | | |
| T.C.: | Yulia Steshenko (RUS) | | | |

| Game | Field | Time | Home Team | Visitor Team |
|---------------|---------------------|-----------------------|---------------------------|----------------|
| 19 | Brno | 14:00 | Russia | Czech Republic |
| Umpires: | Olav Steijger (NED) | Mojmir Jankovic (SVK) | Sascha Pammesberger (AUT) | |
| Scorekeepers: | Martin Rasek (CZE) | Linda Steijger (NED) | | |
| T.C.: | Rainer Krankl (AUT) | | | |

| Game | Field | Time | Home Team | Visitor Team |
|---------------|-----------------------|--------------------|-------------------|--------------|
| 18 | Trebic | 15:30 | Bulgaria | Austria |
| Umpires: | Sergey Bolily (UKR) | Nicolas Roux (FRA) | Peter Arbov (BUL) | |
| Scorekeepers: | Pavel Makovicky (CZE) | Pavol Mozola (SVK) | | |
| T.C.: | Jan Esselman (NED) | | | |

| Game | Field | Time | Home Team | Visitor Team |
|---------------|---------------------|---------------------------|-------------------|--------------|
| 20 | Brno | 19:00 | Ukraine | France |
| Umpires: | Jiri Kroupa (CZE) | Sascha Pammesberger (AUT) | Tomas Cerny (CZE) | |
| Scorekeepers: | Martin Rasek (CZE) | Linda Steijger (NED) | | |
| T.C.: | Pavel Brychta (CZE) | | | |



Abbreviations

| HITTING | FIELDING |
|---|--|
| 2B Doubles | A Assists |
| 3B Triples | C Chances |
| AB At bats | CI Catcher's interference |
| AVG Batting average | CSB Caught stealing by (pitcher and catcher) |
| BB Base on balls | DPs Double plays participated in |
| GPD Grounded into double plays | E Errors |
| GP / GS Games played / Games started | FLD% Fielding percentage |
| H Base hits | PB Passed balls (catcher) |
| HBP Hit by pitch | PO Putouts |
| HR Home runs | SBA Stolen bases allowed (pitcher and catcher) |
| IBB Intentional base on balls | SBA% Stolen bases against percentage (pitcher and catcher) |
| OB% On base percentage | |
| R Runs scored | |
| RBI Runs batted in | |
| SB / ATT Stolen bases / Stolen bases attempts | |
| SF Sacrifice flies | |
| SH Sacrifice hits | |
| SLG% Slugging percentage | |
| SO Strikeouts | |
| TB Total bases | |
| PITCHING | ANALYSIS STATISTICS |
| 2B Doubles allowed | vs Left Avg against left-handed pitchers |
| 3B Triples allowed | vs Right Avg against right-handed pitchers |
| AB At bats | rch by leadoff Avg when leading off an inning |
| APP / GS Appearances / Game starts | with 2 outs Avg when batting with 2 outs |
| B/Avg Opponent batting average | w/runners on Avg when batting with runners on base |
| BB Base on balls allowed | w/bases empty Avg when batting with bases empty |
| BF Batters faced | RBI ops Avg when batting with runners on 2nd or 3rd base |
| IBB Intentional base on balls allowed | Gnd out Number of ground outs (includes SACs, but not errors) |
| BK Balk | Fly out Number of fly outs (includes SFs, but not errors) |
| CG Complete games | Fly / Gnd Fly outs to ground outs ratio |
| ER Earned runs allowed | pinch hitting Avg as pinch hitter |
| ERA Earned run average | with runners in scoring pos Avg when batting with runners in scoring positions |
| FO Fly outs | w/rnr on 3rd and LT 2 outs Avg when batting with runner on third base and less than 2 outs |
| GO Ground outs | with 2 outs Avg when batting with 2 outs |
| H Hits allowed | 2 out rbi Runs batted in with 2 outs |
| HBP Hit by pitch | success advancing rns Success advancing runners |
| HR Home runs allowed | #rns adv w/out Number of times batter made an out and advanced at least 1 runner |
| IP Innings played | rns lob Number of runners left on base by last batter of inning |
| R Runs allowed | rch err Reach first base on error |
| SFA Sacrifice flies allowed | rch fc Reach first base on fielder's choice |
| SHA Sacrifice hits allowed | kl Strikeouts look |
| SHO/CHO Shutouts / Combination shutouts | |
| SO Strikeouts | |
| SV Saves | |
| W/L Wins/Losses | |
| WP Wild pitches | |