



Qualifier EUROPEAN CUP '15

ATHENS, GREECE • 15th / 20th JUNE



BASEBALL EUROPEAN CUP QUALIFIER ATHENS 2015

<http://www.baseballstats.eu/2015/athens/schedule.php>

Daily Report Final

20th June 2015






Qualifier EUROPEAN CUP '15

ATHENS, GREECE • 15th / 20th JUNE



Final Standing

1		Vienna Metrostars (AUT)
2		Blagoevgrad (BUL)
3		Zurich Barracudas (SUI)
4		Panathinaikos (GRE)
5		Olympic sport school 42 (RUS)
6		Atletico Alexandria (ROM)




Qualifier EUROPEAN CUP '15

ATHENS, GREECE • 15th / 20th JUNE




Individual Awards

Leading Batter

 **NASSAPOV Dimitar, Blagoevgrad (BUL)**
batting average .500

Pitcher Best ERA

 **SIMONSEN Jakob, Metrostars (AUT)**
ERA 0.00 in 11.0 innings

Most Valuable Player

 **LOFFLER Dominik, Metrostars (AUT)**

Officials

Technical Commission

Delegate:



 František Bunta (SVK)

Mobile: +421 (905) 294239

E-Mail: bunta@baseballeurope.com


Commissioner:

 Bohumil Bílek (CZE)

Umpires

 Alexandr Chumakov (RUS)

 Javier Henandez (SUI)

 Cuti Suárez Hernández (ESP)

 Vasile Comsa (ROM)

 Sascha Pammesberger (AUT)


 Dionisios Pierropoulos (GRE)

 Alessandro Spera (ITA)

Scorekeepers

 Areti Riza (GRE)

Scoring Director

 Pavol Mozola (SVK)

Roster

	Atletico Alexandria	ROM
--	----------------------------	------------

##	Name	Pos	B/T	Date of birth
--	----	---	---	-----
1	GAVRILA Catalin	UT	R/R	30/07/1985
4	SECAREANU Cristian	P-IF	R/R	03/07/1995
5	PREDA Adrian	C-OF	R/R	04/01/1987
8	LAZAR Catalin	P	R/R	10/01/1989
9	PANAITESCU Dan C	UT	L/L	02/08/1982
11	MANOLE Lucian	C	R/R	26/02/1988
16	MIRESCU Andrei	IF	R/R	02/06/1979
18	SERBANESCU Sorin A	IF	R/R	20/11/1981
20	BARBELIAN Paul	OF	R/R	08/03/1986
23	SERBAN Iulian	P-OF	R/R	07/10/1989
44	MIHAI Andrei	P-C	R/R	07/10/1994
99	TALANGESCU Vlad	P-IF	R/R	19/07/1985
18	SERBANESCU Sorin A	MANAGER		
9	PANAITESCU Dan C	COACH		

Roster

	Blagoevgrad	BUL
--	--------------------	------------

##	Name	Pos	B/T	Date of birth
--	----	---	---	-----
1	MIHAILOV Viktor	IF	R/R	08/08/1998
10	NASSAPOV Dimitar	IF	R/R	21/08/1987
11	KAMBITOV Stefan	P-OF	L/L	02/01/1997
13	CHERNOZEMSKY Evgenii	P-IF	R/R	06/07/1992
16	TEMELKOV Strahilov K	C-OF	R/R	03/04/1990
21	BLAGOEV Alexander	P	R/R	18/12/1991
25	DIMITROV Teodor	IF	R/R	22/05/1991
27	DUNDALOV Hristo T	OF	R/R	12/05/1977
28	TASHEV Alexander P	OF	R/R	28/07/1990
29	NEDELICHEV Yasen A	P-IF	R/R	31/07/1966
31	SHOPSKI Venkov M	P-OF	R/R	23/04/1990
33	PETROV Petar D	IF-OF	R/R	18/07/1986
39	TEMELKOV Hristian	IF-OF	L/L	03/04/1990
66	GEORGIEV Georgi	C	R/R	15/03/1993
69	KYLE Christopher Y	P	R/R	08/03/1991
99	BALABANSKI Kiril	IF	R/R	07/05/1997
29	NEDELICHEV Yasen	COACH		



Qualifier EUROPEAN CUP '15

ATHENS, GREECE • 15th / 20th JUNE



Roster

	Olympic sports school 42	RUS
--	---------------------------------	------------

##	Name	Pos	B/T	Date of birth
--	----	---	---	-----
3	SELIVANOV Nikita	IF	L/R	19/06/1998
4/5	NEFEDOV Dmitry	P	R/R	03/02/1997
5/10	TRETYAKOV Andrey	OF	R/R	13/06/1998
11	ISMATOV Boris	OF	R/R	05/07/1991
12/96	MURADOV Alexander	P	R/L	03/10/1996
18	LEONOV Denis	P	R/R	27/02/1994
23	MONAKHOV Maxim	OF	R/R	07/01/1985
26	KORNEV Mikhail	IF	R/R	06/04/1969
27/21	TARASOV Aleksandr	OF	R/R	02/03/1994
28/17	MAKARKIN Maksim	C	R/R	08/07/1998
30	MAKSIKOV Aleksandr	IF	R/R	01/02/1986
31/8	BOSCOLO Fiore S	IF	R/R	08/06/2000
35/27	VOROTILIN Sergei	C	R/R	27/11/1987
38	VASILYEV Viacheslav	OF	R/R	02/04/1985
39	UDALOV Roman	IF	R/R	06/07/1996
47	TKACHEV Maxim	IF	R/L	23/04/1996
55	ALEKSEEV Ivan	P	R/R	19/07/1994
71	KUZNETSOV Anton	P	R/L	26/05/1998
26	KORNEV Mikhail	MANAGER		
	STEPANOV Vladimir	HEAD COACH		
	VOLKOV Alexander	COACH		



Qualifier EUROPEAN CUP '15

ATHENS, GREECE • 15th / 20th JUNE



Roster

	Panathinaikos BC	GRE
---	-------------------------	------------

##	Name	Pos	B/T	Date of birth
--	----	----	----	-----
2	GILMOUR Keith W	C	R/R	20/08/1985
3	TOUNTAS Piter N	IF	R/R	01/07/1987
5	LUNA Michael C	OF	R/R	21/03/1979
7	SOULIS Georgios	OF	R/R	19/02/1976
8	MAZARAKIS Nikolaos	IF	L/L	01/08/1980
9	SKRIMPONIS Konstant	OF	R/R	20/06/1987
10	TSOULOUFAS Georgios	OF	L/L	10/12/1986
12	LEKAS Thomas J	IF	R/R	01/10/1988
13	SYKARAS Panagiotis	P	R/R	05/05/1979
14	KAPOTHANASIS Konstan	P	R/R	06/04/1988
17	GKIZAS Spyros P	OF	R/R	20/01/1974
19	KONSTAS Athanasios	OF	L/L	13/10/1982
20	GOUOREN Max T	OF	R/R	03/10/1985
21	RASOOL Akhtar	IF	R/R	04/06/1978
22	GOUNARIS Alexandros	P	R/R	25/05/1993
27	PIPERGIAS Georgios	C	R/R	27/12/1973
28	BOURDANIOTIS Theodor	P	L/L	07/04/1985
30	CHEILAKIS Panagiotis	IF	R/R	28/02/1983
31	PANAGIOTARAKOS Alex	IF	L/L	22/05/1986
33	MARKOU Athanasios	OF	R/R	12/12/1982
38/31	MAZARAKIS Emmanuel	OF	R/R	26/06/1981
42/21	ZACHOS Iason A	OF	B/R	14/12/1976
66	FRADELOS Garyfallos	OF	R/R	03/12/1980
77	CHATZIKYRIAKOS Dimit	P	B/R	01/08/1977
54	MAZARAKIS Tom	MANAGER		
35	ANTONIADIS Nikolaos	COACH		



Qualifier EUROPEAN CUP '15

ATHENS, GREECE • 15th / 20th JUNE



Roster

	Vienna Metrostars	AUT
--	--------------------------	------------

##	Name	Pos	B/T	Date of birth
--	----	---	---	-----
2	HILLIARD John T	P-C	R/R	18/07/1987
3/30	FERAK Peter	C-OF	R/R	11/07/1984
4	SIMONSEN Jakob	UT	R/R	13/01/1990
7	WEISER Hubert	IF	R/R	06/03/1991
13	LETOUZE Didier	IF-OF	R/R	03/02/1990
14	HILLIARD Alexander	IF	R/R	11/02/1990
21	DORFFNER David	IF-OF	R/R	25/09/1990
22	RIGELE Lukas	OF-C	R/R	31/05/1988
37	NIEL Elias	IF	R/R	20/08/1989
38	LOFFLER Dominik	OF-DH	R/R	21/04/1988
48	SCHERMER Tobias	OF	R/R	03/01/1989
51	CESKA Marcel	P	R/R	18/01/1995
52	ALZINGER Richard	P-OF	R/R	11/03/1994
54	JONES Timothy	P	L/L	26/10/1986
55	NIEL Florian	IF	R/R	22/01/1991
77	TEUFEL Matthias	OF-P	R/R	08/08/1995
11	PATRICK Timothy	HEAD COACH		
32	SALZMANN Benjamin	COACH		
54	JONES Timothy	COACH		
	SCHILLER Markus	MANAGER		

Roster

	Zurich Barracudas	SUI
--	--------------------------	------------

##	Name	Pos	B/T	Date of birth
--	----	---	---	-----
2	GEORGIEV Strahil	C-OF	R/R	16/02/1983
3	CROUSE Joshua	P-IF	R/R	08/12/1985
4	WISCHNEWSKI Harry	OF	R/R	30/07/1981
6	BYRNES Christopher	IF	R/R	26/03/1963
7	OCHSNER Marcel	OF	R/R	02/06/1984
9	MICHALS Christopher	P-IF	R/R	25/01/1989
10	LEVINE Daniel	P	R/R	26/05/1991
12	RUESCH Andreas	P-OF	R/R	20/09/1986
14	BRUCE Alexander	P-IF	R/R	14/06/1997
16	VONDERSCHMITT Kevin	P-OF	R/L	27/12/1997
17	UHLE Shane	C-IF	R/L	06/02/1990
20	BERCHTOLD Frank	P-OF	R/R	01/02/1979
21	COMA Nderim	P-IF	R/R	14/11/1979
22	BERGER Elliot	P-IF	L/L	25/11/1997
28	BRUCE Colin	P-IF	R/R	21/05/1999
36	LEVINE Michael	P	R/R	26/02/1994
47	SCHNIDER Marc	IF	R/R	25/12/1988
73/37	SAVOLDELLI Roger	P	R/R	03/04/1970
6	BYRNES Christopher	HEAD COACH		
2	GEORGIEV Strahil	MANAGER		



Qualifier EUROPEAN CUP '15

ATHENS, GREECE • 15th / 20th JUNE



Teams

Atletico Alexandria (ROM)	Panathinaikos BC (GRE)
Blagoevgrad (BUL)	Vienna Metrostars (AUT)
Olympic sport school 42 (RUS)	Zurich Barracudas (SUI)

Schedule and Results

Game	At time	Ballpark	Pool	Home team	Visiting team	Final Score	Inn.
Monday 15th June							
1	10:00	Athens	A	Zurich Barracudas (SUI)	Panathinaikos BC (GRE)	8 - 7	
2	13:30	Athens	A	Atletico Alexandria (ROM)	Vienna Metrostars (AUT)	2 - 10	
3	17:00	Athens	A	Blagoevgrad (BUL)	Olympic sport school 42 (RUS)	18 - 8	7
Tuesday 16th June							
4	10:00	Athens	A	Panathinaikos BC (GRE)	Blagoevgrad (BUL)	7 - 9	
5	13:30	Athens	A	Vienna Metrostars (AUT)	Zurich Barracudas (SUI)	4 - 5	
6	17:00	Athens	A	Olympic sport school 42 (RUS)	Atletico Alexandria (ROM)	14 - 12	
Wednesday 17th June							
7	10:00	Athens	A	Panathinaikos BC (GRE)	Atletico Alexandria (ROM)	12 - 2	7
8	13:30	Athens	A	Vienna Metrostars (AUT)	Olympic sport school 42 (RUS)	4 - 3	
9	17:00	Athens	A	Blagoevgrad (BUL)	Zurich Barracudas (SUI)	15 - 2	7
Thursday 18th June							
10	10:00	Athens	A	Panathinaikos BC (GRE)	Vienna Metrostars (AUT)	3 - 7	
11	13:30	Athens	A	Blagoevgrad (BUL)	Atletico Alexandria (ROM)	8 - 3	
12	17:00	Athens	A	Zurich Barracudas (SUI)	Olympic sport school 42 (RUS)	5 - 4	
Friday 19th June							
13	10:00	Athens	A	Vienna Metrostars (AUT)	Blagoevgrad (BUL)	8 - 7	10
14	13:30	Athens	A	Olympic sport school 42 (RUS)	Panathinaikos BC (GRE)	8 - 9	
15	17:00	Athens	A	Atletico Alexandria (ROM)	Zurich Barracudas (SUI)	6 - 5	
Saturday 20th June							
16	12:00	Athens	Fi	Vienna Metrostars (AUT)	Blagoevgrad (BUL)	13 - 3	7

In each game the home team is named first

Standing Pool A

Pos	Team	GP	WO	LO	AVG	GB
1	Vienna Metrostars (AUT)	5	4	1	800	0
2	Blagoevgrad (BUL)	5	4	1	800	0
3	Zurich Barracudas (SUI)	5	3	2	600	1
4	Panathinaikos BC (GRE)	5	2	3	400	2
5	Olympic sport school 42 (RUS)	5	1	4	200	3
6	Atletico Alexandria (ROM)	5	1	4	200	3

The teams tied are in alphabetical order



Qualifier EUROPEAN CUP '15

ATHENS, GREECE • 15th / 20th JUNE



Game Summary 1



Zurich Barracudas (SUI) – Panathinaikos BC (GRE)



Score by Innings	R	H	E
PANATHINAIKOS BC....	141	100	000
ZURICH BARRACUDAS...	030	120	002

PANATHINAIKOS BC 7 (0-1)

Player	AB	R	H	BI	2B	3B	HR	BB	SB	CS	HP	SH	SF	SO	IBB	KL	GDP	PO	A	E
GOUOREN cf/p	3	2	1	0	1	0	0	2	1	0	0	0	0	0	0	0	0	2	0	0
PIPERGIAS c/rf	4	1	1	0	0	0	0	1	0	0	0	0	0	0	0	0	1	4	0	0
ZACHOS 2b	4	0	1	1	0	0	0	1	0	0	0	0	0	0	0	0	0	0	1	2
GOUNARIS ss/3b	5	1	3	3	0	0	0	0	2	0	0	0	0	0	0	0	0	0	1	1
KAPOTHANASIS p	2	0	0	0	0	0	0	0	0	0	0	0	0	0	0	0	0	1	0	0
LEKAS ss	2	0	0	0	0	0	0	0	1	0	1	0	0	0	0	0	0	1	1	1
GILMOUR 3b/cf	4	2	2	0	0	0	0	1	0	0	0	0	0	0	0	0	0	1	2	1
SOULIS lf	4	0	0	0	0	0	0	0	0	0	0	0	0	2	0	0	0	2	1	1
SYKARAS p	1	0	0	0	0	0	0	0	0	0	0	0	0	1	0	0	0	0	0	0
CHATZIKYRIAK 1b	3	1	1	0	0	0	0	1	0	0	0	0	0	1	0	0	0	3	0	0
MAZARAKIS N rf	1	0	0	0	0	0	0	0	0	0	0	0	0	0	0	0	0	1	0	0
MAZARAKIS E c	3	0	0	0	0	0	0	0	0	0	0	0	0	0	0	0	0	11	0	0
Totals.....	36	7	9	4	1	0	0	6	4	0	1	0	0	4	0	0	1	26	6	6

ZURICH BARRACUDAS 8 (1-0)

Player	AB	R	H	BI	2B	3B	HR	BB	SB	CS	HP	SH	SF	SO	IBB	KL	GDP	PO	A	E
WISCHNEWSKI cf	5	3	1	0	0	0	0	1	1	0	0	0	0	1	0	0	0	3	0	0
CROUSE ss	5	0	0	0	0	0	0	1	0	0	0	0	0	1	0	0	0	4	4	0
MICHALS 3b	5	1	3	4	0	0	0	1	1	0	0	0	0	0	0	0	0	1	2	0
UHLE lf/c	3	1	1	0	0	0	0	2	2	0	0	0	0	0	0	0	0	2	0	0
COMA 1b	5	0	1	1	0	0	0	0	0	0	0	0	0	1	0	0	0	6	0	0
GEORGIEV c/rf	4	0	1	0	0	0	0	1	0	0	0	0	0	1	0	0	0	3	0	1
BERGER dh	4	1	1	0	0	0	0	1	0	0	0	0	0	2	0	1	0	0	0	0
BRUCE C rf/lf	4	1	1	0	0	0	0	1	1	0	0	0	0	2	0	1	0	3	0	1
SCHNIDER 2b	5	1	1	1	0	0	0	0	1	0	0	0	0	1	0	0	0	5	2	1
RUESCH p	0	0	0	0	0	0	0	0	0	0	0	0	0	0	0	0	0	0	0	1
LEVINE M p	0	0	0	0	0	0	0	0	0	0	0	0	0	0	0	0	0	0	1	0
SAVOLDELLI p	0	0	0	0	0	0	0	0	0	0	0	0	0	0	0	0	0	0	0	0
Totals.....	40	8	10	6	0	0	0	8	6	0	0	0	0	9	0	2	0	27	9	4

PANATHINAIKOS BC	IP	H	R	ER	BB	SO	WP	HB	BK	IBB	SH	SF	CI	2B	3B	HR	AB	BF	FO	GO	NP
KAPOTHANASIS	2.0	2	3	3	5	1	0	0	0	0	0	0	0	0	0	0	8	13	3	2	59
GOUOREN	4.0	7	3	1	2	3	0	0	0	0	0	0	0	0	0	0	22	24	6	2	94
SYKARAS L,0-1	2.2	1	2	0	1	5	0	0	0	0	0	0	0	0	0	0	10	11	3	0	47
ZURICH BARRACUDAS	IP	H	R	ER	BB	SO	WP	HB	BK	IBB	SH	SF	CI	2B	3B	HR	AB	BF	FO	GO	NP
RUESCH	2.0	4	5	5	4	1	0	0	0	0	0	0	0	1	0	0	10	14	4	1	53
LEVINE M	3.2	4	2	1	2	2	1	1	0	0	0	0	0	0	0	0	14	17	3	5	61
SAVOLDELLI W,1-0	3.1	1	0	0	0	1	0	0	0	0	0	0	0	0	0	0	12	12	6	3	34

Umpires - HP: HERNANDEZ Cuti Suarez (ESP) 1B: CHUMAKOV Alexander (RUS) 3B: COMSA Vasile (ROM)
 Scorers - RIZA Areti (GRE), MOZOLA Pavol (SVK)
 TC - BILEK Bohumil (CZE)

Start: 10:00 Time: 2:57 Attendance: 55
 Weather: sunny
 Game notes:



Qualifier EUROPEAN CUP '15

ATHENS, GREECE • 15th / 20th JUNE



Game Summary 2



Atletico Alexandria (ROM) – Vienna Metrostars (AUT)



Score by Innings	R	H	E
VIENNA METROSTARS...	302	050	000
ATLETICO ALEXANDRIA.	020	000	000

VIENNA METROSTARS 10 (1-0)

Player	AB	R	H	BI	2B	3B	HR	BB	SB	CS	HP	SH	SF	SO	IBB	KL	GDP	PO	A	E
DORFFNER rf	4	1	2	1	1	0	0	0	0	0	0	0	0	0	0	0	0	0	0	0
RIGELE rf	1	0	0	0	0	0	0	0	0	0	1	0	0	0	0	0	0	0	0	0
WEISER 3b	5	2	2	0	1	0	0	1	1	0	0	0	0	0	0	0	0	3	5	0
LOFFLER lf	5	2	3	2	0	1	0	1	1	0	0	0	0	0	0	0	0	0	0	1
FERAK dh	5	1	0	0	0	0	0	0	0	0	0	0	0	2	0	0	0	0	0	0
HILLIARD A ss	4	1	2	1	0	0	0	1	0	0	0	0	0	0	0	0	0	0	3	2
LETOUZE lb	5	1	1	1	0	0	0	0	0	0	0	0	0	0	0	0	0	11	0	0
SCHERMER cf	3	1	2	3	0	2	0	1	0	0	1	0	0	0	0	0	0	4	0	0
NIEL E 2b	4	1	2	1	0	0	0	0	1	0	0	0	0	0	0	0	0	3	4	0
NIEL F 2b	1	0	0	0	0	0	0	0	0	0	0	0	0	0	0	0	0	1	0	0
HILLIARD J c	5	0	0	0	0	0	0	0	0	0	0	0	0	1	0	0	0	4	0	0
SIMONSEN p	0	0	0	0	0	0	0	0	0	0	0	0	0	0	0	0	0	0	1	0
CESKA p	0	0	0	0	0	0	0	0	0	0	0	0	0	0	0	0	0	1	0	0
Totals.....	42	10	14	9	2	3	0	4	3	0	2	0	0	3	0	0	0	27	13	3

ATLETICO ALEXANDRIA 2 (0-1)

Player	AB	R	H	BI	2B	3B	HR	BB	SB	CS	HP	SH	SF	SO	IBB	KL	GDP	PO	A	E
MIRESCU 2b	4	0	0	0	0	0	0	0	0	0	0	0	0	0	0	0	0	2	3	1
PANAITESCU p	4	0	0	0	0	0	0	0	0	0	0	0	0	0	0	0	0	1	2	0
MIHAI rf/c	3	0	1	0	0	1	0	1	0	0	0	0	0	1	0	0	0	2	1	0
PREDA cf/rf	4	0	0	0	0	0	0	0	0	0	0	0	0	0	0	0	1	0	0	0
GAVRILA ss	3	0	1	0	0	0	0	1	0	0	0	0	0	0	0	0	0	3	3	1
SERBANESCU lb	4	1	0	0	0	0	0	0	0	0	0	0	0	0	0	0	0	11	0	0
SERBAN lf/cf	4	1	0	0	0	0	0	0	0	0	0	0	0	2	0	1	0	3	0	0
SECAREANU 3b	3	0	1	0	0	0	0	0	0	0	0	0	0	1	0	0	0	0	3	0
MANOLE c	1	0	0	0	0	0	0	0	0	0	0	0	0	0	0	0	0	1	0	0
BARBELIAN lf	2	0	1	0	0	0	0	0	1	0	0	0	0	0	0	0	1	4	0	0
Totals.....	32	2	4	0	0	1	0	2	1	0	0	0	0	4	0	1	2	27	12	2

VIENNA METROSTARS	IP	H	R	ER	BB	SO	WP	HB	BK	IBB	SH	SF	CI	2B	3B	HR	AB	BF	FO	GO	NP
SIMONSEN W,1-0	6.0	3	2	0	2	1	0	0	0	0	0	0	0	0	1	0	22	24	4	11	68
CESKA	3.0	1	0	0	0	3	0	0	0	0	0	0	0	0	0	0	10	10	5	1	38

ATLETICO ALEXANDRIA	IP	H	R	ER	BB	SO	WP	HB	BK	IBB	SH	SF	CI	2B	3B	HR	AB	BF	FO	GO	NP
PANAITESCU L,0-1	9.0	14	10	10	4	3	1	2	0	0	0	0	0	2	3	0	42	48	13	10	162

Umpires - HP: HERNANDEZ Javier (SUI) 1B: PIERROPOULOS Dionisios (GRE) 3B: CHUMAKOV Alexander (RUS)
 Scorers - RIZA Areti (GRE), MOZOLA Pavol (SVK)
 TC - BUNTA Frantisek (SVK)

Start: 13:30 Time: 2:20 Attendance: 15
 Weather: sunny
 Game notes:



Qualifier EUROPEAN CUP '15

ATHENS, GREECE • 15th / 20th JUNE



Game Summary 3

	Blagoevgrad (BUL) – Olympic sport school 42 (RUS)	
--	--	--

Score by Innings	R	H	E
OLYMPIC S. SCHOOL 42	070	100	0 - 8 12 4
BLAGOEVGRAD.....	435	023	1 - 18 18 1

OLYMPIC S. SCHOOL 42 8 (0-1)

Player	AB	R	H	BI	2B	3B	HR	BB	SB	CS	HP	SH	SF	SO	IBB	KL	GDP	PO	A	E
MAKSIKOV ss	3	1	2	1	0	1	0	1	0	0	0	0	0	0	0	0	0	1	3	0
MONAKHOV M lf	4	1	1	1	1	0	0	0	0	1	0	0	0	2	0	2	0	1	0	0
TRETYAKOV lf	0	0	0	0	0	0	0	0	0	0	0	0	0	0	0	0	0	0	0	0
TARASOV cf	4	0	1	0	0	0	0	0	0	0	0	0	2	0	1	0	0	1	0	0
LEONOV 3b	4	1	2	1	1	0	0	0	0	0	0	0	0	0	0	0	0	0	1	0
VOROTILIN c	4	0	1	0	0	0	0	0	0	0	0	0	0	1	0	1	0	5	0	1
ISMATOV rf	4	1	2	0	0	0	0	0	0	0	0	0	0	0	0	0	0	2	0	0
SELIVANOV N 2b	2	1	1	0	0	0	0	1	0	0	0	0	0	0	0	0	0	2	1	1
TKACHEV 1b	0	0	0	0	0	0	0	0	0	0	0	0	0	0	0	0	0	0	0	1
VASILYEV 1b	3	1	1	3	0	1	0	0	0	0	0	0	0	1	0	1	1	6	0	0
MAKARKIN dh/p	2	2	1	1	1	0	0	1	0	0	0	0	0	1	0	0	0	0	0	0
MURADOV p/cf	0	0	0	0	0	0	0	0	0	0	0	0	0	0	0	0	0	0	0	0
NEFEDOV p	0	0	0	0	0	0	0	0	0	0	0	0	0	0	0	0	0	0	0	1
KUZNETSOV p	0	0	0	0	0	0	0	0	0	0	0	0	0	0	0	0	0	0	0	0
Totals.....	30	8	12	7	3	2	0	3	0	1	0	0	0	7	0	5	1	18	5	4

BLAGOEVGRAD 18 (1-0)

Player	AB	R	H	BI	2B	3B	HR	BB	SB	CS	HP	SH	SF	SO	IBB	KL	GDP	PO	A	E
DUNDALOV cf/2b	3	4	2	1	0	0	0	3	0	0	0	0	0	0	0	0	0	1	1	0
NASSAPOV 2b/3b	5	3	3	1	0	1	0	1	0	0	0	0	0	1	0	1	0	3	0	0
TEMELKOV S dh/cf	5	3	2	2	0	0	0	1	1	0	0	0	0	2	0	1	0	0	0	0
DIMITROV 1b	5	1	1	1	0	0	0	0	0	0	0	0	0	0	0	0	0	4	1	0
CHERNOZEMSKY 3b/p	3	3	1	2	1	0	0	1	0	0	1	0	0	0	0	0	0	0	0	0
KYLE p	0	0	0	0	0	0	0	0	0	0	0	0	0	0	0	0	0	0	0	0
GEORGIEV c	4	3	3	3	2	0	0	1	2	0	0	0	0	0	0	0	0	7	3	0
BALABANSKI ss	4	0	3	4	0	0	0	0	1	0	1	0	0	0	0	0	0	3	3	1
TEMELKOV H lf	2	0	0	0	0	0	0	0	0	0	0	0	0	1	0	1	0	0	0	0
TASHEV ph/lf	3	0	1	0	0	0	0	0	0	0	0	0	0	0	0	0	0	0	0	0
PETROV rf	5	1	2	1	0	1	0	0	0	0	0	0	0	1	0	1	0	3	1	0
BLAGOEV p	0	0	0	0	0	0	0	0	0	0	0	0	0	0	0	0	0	0	0	0
Totals.....	39	18	18	15	3	2	0	7	4	0	2	0	0	5	0	4	0	21	9	1

OLYMPIC S. SCHOOL 42	IP	H	R	ER	BB	SO	WP	HB	BK	IBB	SH	SF	CI	2B	3B	HR	AB	BF	FO	GO	NP
KUZNETSOV L,0-1	2.1	7	9	8	3	2	0	1	0	0	0	0	0	1	2	0	16	20	2	3	68
MAKARKIN	2.2	7	5	5	1	3	0	1	0	0	0	0	0	1	0	0	15	17	3	2	53
MURADOV	1.0	3	3	3	2	0	0	0	0	0	0	0	0	1	0	0	6	8	1	2	25
NEFEDOV	0.0	1	1	0	1	0	0	0	0	0	0	0	0	0	0	0	2	3	0	0	6
BLAGOEVGRAD																					
BLAGOEV	4.0	11	8	7	3	3	0	0	0	0	0	0	0	3	2	0	20	23	4	2	94
CHERNOZEMSKY W,1-0	2.0	0	0	0	0	3	0	0	0	0	0	0	0	0	0	0	6	6	0	3	27
KYLE	1.0	1	0	0	0	1	0	0	0	0	0	0	0	0	0	0	4	4	2	0	17

Umpires - HP: PAMMESBERGER Sascha(AUT) 1B: SPERA Alessandro(ITA) 3B: PIERROPOULOS Dionisios(GRE)
 Scorers - ZITA Areti (GRE), MOZOLA Pavol (SVK)
 TC - BILEK Bohumil (CZE)

Start: 17:00 Time: 2:40 Attendance: 30
 Weather: sunny
 Game notes:
 NEFEDOV faced 3 batters in the 7th.





Qualifier EUROPEAN CUP '15

ATHENS, GREECE • 15th / 20th JUNE



Game Summary 4

	Panathinaikos BC (GRE) – Blagoevgrad (BUL)	
--	---	--

Score by Innings	R	H	E	
BLAGOEVGRAD.....	010	301	040	- 9 9 2
PANATHINAIKOS BC....	200	004	100	- 7 8 6

BLAGOEVGRAD 9 (2-0)

Player	AB	R	H	BI	2B	3B	HR	BB	SB	CS	HP	SH	SF	SO	IBB	KL	GDP	PO	A	E
DUNDALOV 2b	4	2	1	0	0	0	0	1	0	0	0	0	0	1	0	0	0	2	2	0
NASSAPOV 3b	4	2	2	2	0	1	0	1	0	0	0	0	0	0	0	0	0	0	1	0
TEMELKOV S c/lf	4	1	2	1	1	1	0	1	1	0	0	0	0	0	0	0	1	14	0	0
DIMITROV 1b	2	0	0	1	0	0	0	1	0	0	1	0	1	0	0	0	0	3	0	0
GEORGIEV lf/c	4	0	1	0	0	0	0	0	0	0	1	0	0	0	0	0	0	2	0	0
BALABANSKI ss	5	1	1	0	0	0	0	0	0	1	0	0	0	1	0	0	0	1	1	1
PETROV rf	3	1	0	0	0	0	0	2	0	0	0	0	0	1	0	1	0	0	0	0
TEMELKOV H dh	2	0	0	0	0	0	0	1	0	0	0	1	0	1	0	0	0	0	0	0
TASHEV cf	4	2	2	2	0	0	0	0	0	0	0	1	1	0	0	0	0	5	0	1
CHERNOZEMSKY p	0	0	0	0	0	0	0	0	0	0	0	0	0	0	0	0	0	0	1	0
KYLE p	0	0	0	0	0	0	0	0	0	0	0	0	0	0	0	0	0	0	0	0
Totals.....	32	9	9	6	1	2	0	7	1	1	1	2	2	5	0	1	1	27	5	2

PANATHINAIKOS BC 7 (0-2)

Player	AB	R	H	BI	2B	3B	HR	BB	SB	CS	HP	SH	SF	SO	IBB	KL	GDP	PO	A	E
GOUOREN cf	5	1	1	0	0	0	0	0	1	0	0	0	0	1	0	1	0	2	0	0
LEKAS 2b	4	1	2	2	0	0	0	0	0	0	1	0	0	1	0	1	0	3	3	1
GOUNARIS p	3	1	1	0	0	0	0	1	1	0	0	0	0	2	0	0	0	0	4	0
CHATZIKYRIAK 1b	1	0	0	0	0	0	0	0	0	0	0	0	0	0	0	0	0	1	0	0
TOUNTAS ss	5	0	0	0	0	0	0	0	0	0	0	0	0	3	0	2	0	0	2	0
MAZARAKIS E c	5	2	2	1	0	0	1	0	0	0	0	0	0	0	0	0	0	6	2	2
ZACHOS rf	3	1	0	0	0	0	0	0	0	0	1	0	0	3	0	0	0	1	0	0
PIPERGIAS 3b	1	0	0	0	0	0	0	0	0	0	0	0	0	1	0	1	0	0	2	3
GILMOUR ph/3b	3	0	1	0	0	0	0	0	0	0	0	0	0	1	0	0	0	0	0	0
KAPOTHANASIS lf	4	1	1	2	0	0	0	0	0	0	0	0	0	1	0	0	0	3	0	0
SYKARAS 1b/p	2	0	0	0	0	0	0	2	0	0	0	0	0	2	0	0	0	11	1	0
Totals.....	36	7	8	5	0	0	1	3	2	0	2	0	0	15	0	5	0	27	14	6

BLAGOEVGRAD	IP	H	R	ER	BB	SO	WP	HB	BK	IBB	SH	SF	CI	2B	3B	HR	AB	BF	FO	GO	NP
CHERNOZEMSKY W,2-0	8.0	7	7	4	3	15	0	2	0	0	0	0	0	0	0	1	32	37	5	4	128
KYLE S,1	1.0	1	0	0	0	0	0	0	0	0	0	0	0	0	0	0	4	4	2	1	12
PANATHINAIKOS BC	IP	H	R	ER	BB	SO	WP	HB	BK	IBB	SH	SF	CI	2B	3B	HR	AB	BF	FO	GO	NP
GOUNARIS L,0-1	7.0	9	8	3	6	1	0	1	0	0	2	1	1	1	2	0	27	38	6	11	122
SYKARAS	2.0	0	1	0	1	4	1	0	0	0	0	1	0	0	0	0	5	7	1	1	31

Umpires - HP: CHUMAKOV Alexander (RUS) 1B: COMSA Vasile (ROM) 3B: PAMMESBERGER Sascha (AUT)
 Scorers: RIZA Areti (GRE), MOZOLA Pavol (SVK)
 TC - BILEK Bohumil (CZE)

Start: 10:00 Time: 2:37 Attendance: 40
 Weather: sunny
 Game notes:
 GOUNARIS faced 3 batters in the 8th.





Qualifier EUROPEAN CUP '15

ATHENS, GREECE • 15th / 20th JUNE



Game Summary 5



Vienna Metrostars (AUT) – Zurich Barracudas (SUI)



Score by Innings	R	H	E	
ZURICH BARRACUDAS... 001 200 200	-	5	6	2
VIENNA METROSTARS... 010 003 000	-	4	7	4

ZURICH BARRACUDAS 5 (2-0)

Player	AB	R	H	BI	2B	3B	HR	BB	SB	CS	HP	SH	SF	SO	IBB	KL	GDP	PO	A	E
WISCHNEWSKI cf	4	1	3	1	0	0	0	0	1	1	1	0	0	0	0	0	0	1	0	0
CROUSE ss/p	3	2	0	1	0	0	0	0	0	0	2	0	0	1	0	0	0	0	3	0
MICHALS 2b	1	0	0	0	0	0	0	0	0	0	0	0	0	0	0	0	0	1	1	0
SCHNIDER ph/2b	3	0	1	0	0	0	0	0	0	0	0	1	0	0	0	0	0	1	1	0
UHLE c	5	0	1	1	0	0	0	0	0	0	0	0	0	0	0	0	0	15	1	0
COMA 1b	2	0	0	1	0	0	0	2	0	0	0	0	1	2	0	0	0	6	0	1
GEORGIEV rf	4	0	0	0	0	0	1	0	0	0	0	0	2	0	0	0	0	1	1	0
BERGER dh	4	0	1	0	0	0	0	0	0	0	0	0	1	0	0	0	0	0	0	0
BRUCE A 3b	0	0	0	0	0	0	0	0	0	0	0	0	0	0	0	0	0	0	0	0
BRUCE C 3b/ss	4	1	0	0	0	0	0	0	0	0	0	0	0	2	0	1	0	2	4	1
RUESCH lf	4	1	0	0	0	0	0	0	0	0	0	0	1	0	0	0	0	0	0	0
LEVINE D p	0	0	0	0	0	0	0	0	0	0	0	0	0	0	0	0	0	0	0	0
Totals.....	34	5	6	4	0	0	0	3	1	1	3	1	1	9	0	1	0	27	11	2

VIENNA METROSTARS 4 (1-1)

Player	AB	R	H	BI	2B	3B	HR	BB	SB	CS	HP	SH	SF	SO	IBB	KL	GDP	PO	A	E
DORFFNER rf	4	0	0	0	0	0	0	1	0	0	0	0	0	3	0	1	0	2	0	0
WEISER 3b	3	0	0	0	0	0	0	1	0	0	0	0	0	2	0	2	0	2	2	0
NIEL E 2b	1	0	0	0	0	0	0	0	0	0	0	0	0	0	0	0	0	0	0	0
LOFFLER dh	3	1	1	0	0	0	0	1	1	0	0	0	0	1	0	0	0	0	0	0
ALZINGER lf	3	1	1	0	0	0	0	1	0	0	0	0	0	1	0	0	0	1	0	0
LETOUZE 1b	4	0	0	0	0	0	0	0	0	0	0	0	0	2	0	1	0	6	0	0
SCHERMER cf	4	2	1	1	1	0	0	0	0	0	0	0	1	0	1	0	3	0	0	0
HILLIARD A ss	4	0	2	3	1	1	0	0	0	0	0	0	0	1	0	0	0	2	1	2
NIEL F 2b/3b	4	0	1	0	0	0	0	0	0	0	0	0	0	1	0	0	0	2	1	1
RIGELE pr	0	0	0	0	0	0	0	0	0	1	0	0	0	0	0	0	0	0	0	0
SIMONSEN c	4	0	1	0	0	0	0	0	1	0	0	0	0	2	0	0	0	9	1	0
TEUFEL p	0	0	0	0	0	0	0	0	0	0	0	0	0	0	0	0	0	0	1	0
JONES p	0	0	0	0	0	0	0	0	0	0	0	0	0	0	0	0	0	0	3	1
Totals.....	34	4	7	4	2	1	0	4	2	1	0	0	0	14	0	5	0	27	9	4

ZURICH BARRACUDAS	IP	H	R	ER	BB	SO	WP	HB	BK	IBB	SH	SF	CI	2B	3B	HR	AB	BF	FO	GO	NP
LEVINE D	6.0	5	4	4	3	8	0	0	0	0	0	0	0	2	1	0	24	27	2	7	100
CROUSE W,1-0	3.0	2	0	0	1	6	0	0	0	0	0	0	0	0	0	0	10	11	2	0	31

VIENNA METROSTARS	IP	H	R	ER	BB	SO	WP	HB	BK	IBB	SH	SF	CI	2B	3B	HR	AB	BF	FO	GO	NP
TEUFEL	3.0	2	1	1	1	3	1	2	0	0	0	1	0	0	0	0	11	15	3	2	49
JONES L,0-1	6.0	4	4	3	2	6	0	1	0	0	1	0	0	0	0	0	23	27	7	5	72

Umpires - HP: SPERA Alessandro (ITA) 1B: HERNANDEZ Cuti Suarez (ESP) 3B: COMSA Vasile (ROM)
 Scorers - RIZA Areti (GRE), MOZOLA Pavol (SVK)
 TC - BUNTA Frantisek (SVK)

Start: 13:30 Time: 2:14 Attendance: 52
 Weather: sunny
 Game notes:



Qualifier EUROPEAN CUP '15

ATHENS, GREECE • 15th / 20th JUNE



Game Summary 6

	Olympic sport school 42 (RUS) – Atletico Alexandria (ROM)	
--	--	--

Score by Innings	R	H	E
ATLETICO ALEXANDRIA.	000	411	303
OLYMPIC S. SCHOOL 42	- 12	7	5
	003	305	30X
	- 14	11	6

ATLETICO ALEXANDRIA 12 (0-2)

Player	AB	R	H	BI	2B	3B	HR	BB	SB	CS	HP	SH	SF	SO	IBB	KL	GDP	PO	A	E
MIRESCU 2b/p	4	1	1	0	0	0	0	2	0	0	0	0	0	2	0	1	0	0	1	0
PANAITESCU cf	5	0	0	1	0	0	0	1	0	0	0	0	0	1	0	1	0	5	0	0
MIHAI c	2	2	0	1	0	0	0	3	1	0	0	0	1	1	0	1	0	2	0	1
PREDA 3b	5	2	1	0	0	0	0	0	0	0	1	0	0	0	0	0	0	1	1	1
SERBANESCU 1b	5	1	2	2	0	0	0	1	0	0	0	0	0	0	0	0	0	0	4	0
SECAREANU ss	5	2	1	2	0	0	0	1	0	0	0	0	0	1	0	1	0	1	0	2
BARBELIAN rf	3	1	1	1	0	0	0	2	1	0	0	0	0	0	0	0	0	7	0	0
SERBAN lf/p	4	0	0	1	0	0	0	1	0	0	0	0	0	1	0	1	0	1	0	0
MANOLE dh/lf	3	3	1	0	0	0	0	2	0	0	0	0	0	1	0	1	0	2	1	0
LAZAR p	0	0	0	0	0	0	0	0	0	0	0	0	0	0	0	0	0	1	1	1
Totals.....	36	12	7	8	0	0	0	13	2	0	1	0	1	7	0	6	0	24	4	5

OLYMPIC S. SCHOOL 42 14 (1-1)

Player	AB	R	H	BI	2B	3B	HR	BB	SB	CS	HP	SH	SF	SO	IBB	KL	GDP	PO	A	E
MAKSIKOV ss/2b	4	3	0	0	0	0	0	1	0	0	1	0	0	0	0	0	0	3	5	0
MONAKHOV M cf/3b	5	4	4	0	0	1	0	1	1	0	0	0	0	0	0	0	0	1	1	0
KUZNETSOV 1b	5	3	3	0	0	0	0	1	0	0	0	0	0	0	0	0	0	10	0	0
LEONOV 3b/ss	3	1	1	2	0	0	0	1	0	1	1	0	1	0	0	0	0	0	1	3
VASILYEV lf/cf	5	1	1	3	0	0	0	0	0	0	1	0	0	0	0	0	0	3	0	0
ISMATOV rf	1	1	0	1	0	0	0	2	0	0	1	0	1	0	0	0	0	1	1	0
MAKARKIN dh/c	4	0	0	1	0	0	0	0	0	0	0	1	0	0	0	0	0	1	0	1
VOROTILIN c	4	0	1	1	0	0	0	1	0	0	0	0	0	1	0	0	0	6	0	1
NEFEDOV 3b	0	0	0	0	0	0	0	0	0	0	0	0	0	0	0	0	0	0	0	0
SELIVANOV N 2b	2	1	1	0	0	0	0	0	0	0	0	0	0	1	0	1	0	1	1	1
MURADOV ph/lf	3	0	0	0	0	0	0	0	0	0	0	0	0	0	0	0	0	0	0	0
TARASOV p	0	0	0	0	0	0	0	0	0	0	0	0	0	0	0	0	0	1	0	0
UDALOV p	0	0	0	0	0	0	0	0	0	0	0	0	0	0	0	0	0	0	1	0
Totals.....	36	14	11	8	0	1	0	7	1	1	4	1	2	2	0	1	0	27	10	6

ATLETICO ALEXANDRIA	IP	H	R	ER	BB	SO	WP	HB	BK	IBB	SH	SF	CI	2B	3B	HR	AB	BF	FO	GO	NP
LAZAR	5.0	8	9	5	1	2	1	3	0	0	1	2	0	0	0	0	23	30	12	1	81
SERBAN	0.0	0	2	1	1	0	1	0	0	0	0	0	0	0	0	0	1	2	0	0	8
MIRESCU L,0-1	3.0	3	3	2	5	0	3	1	0	0	0	0	0	0	1	0	12	18	6	2	55

OLYMPIC S. SCHOOL 42	IP	H	R	ER	BB	SO	WP	HB	BK	IBB	SH	SF	CI	2B	3B	HR	AB	BF	FO	GO	NP
TARASOV W,1-0	7.0	6	9	3	9	6	2	1	1	0	0	1	0	0	0	0	29	40	8	6	155
UDALOV	1.1	0	3	0	4	0	0	0	1	0	0	0	0	0	0	0	4	8	1	3	31
MONAKHOV M	0.2	1	0	0	0	1	1	0	0	0	0	0	0	0	0	0	3	3	0	1	11

Umpires - HP: PIERROPOULOS Dionisios (GRE) 1B: HERNANDEZ Javier (SUI) 3B: HERNANDEZ Cuti Suarez (ESP)
 Scorers - RIZA Areti (GRE), MOZOLA Pavol (SVK)
 TC - BUNTA Frantisek (SVK)

Start: 17:00 Time: 2:42 Attendance: 24
 Weather: sunny
 Game notes:
 LAZAR faced 3 batters in the 6th.
 SERBAN faced 2 batters in the 6th.





Qualifier EUROPEAN CUP '15

ATHENS, GREECE • 15th / 20th JUNE



Game Summary 7



Panathinaikos BC (GRE) – Atletico Alexandria (ROM)



Score by Innings

R H E

ATLETICO ALEXANDRIA. 000 020 0 - 2 4 5
 PANATHINAIKOS BC... 132 011 4 - 12 14 2

ATLETICO ALEXANDRIA 2 (0-3)

Player	AB	R	H	BI	2B	3B	HR	BB	SB	CS	HP	SH	SF	SO	IBB	KL	GDP	PO	A	E
MIRESCU 2b	3	0	0	1	0	0	0	0	0	0	0	0	0	0	0	0	0	1	0	0
PANAITESCU cf/ss	3	0	0	0	0	0	0	0	0	0	0	0	0	0	0	0	0	3	1	3
MIHAI p	3	0	1	0	1	0	0	0	0	0	0	0	0	0	0	0	0	0	2	0
PREDA 3b/ss	3	0	0	0	0	0	0	0	0	0	0	0	0	1	0	1	0	3	2	1
SERBANESCU 1b	3	0	0	0	0	0	0	0	0	0	0	0	0	0	0	0	0	2	0	0
SECAREANU ss/c	3	0	1	0	0	0	0	0	0	0	0	0	0	0	0	0	0	3	3	1
BARBELIAN rf/lf	1	1	1	0	0	0	0	2	0	0	0	0	0	0	0	0	0	1	0	0
SERBAN lf/cf	3	1	1	0	1	0	0	0	0	0	0	0	0	1	0	1	0	2	0	0
MANOLE c/3b	2	0	0	0	0	0	0	0	0	0	0	0	0	0	0	0	0	5	0	0
LAZAR ph/rf	1	0	0	0	0	0	0	0	0	1	0	0	0	0	0	0	0	0	0	0
Totals.....	25	2	4	1	2	0	0	2	0	1	0	0	0	2	0	2	0	20	8	5

PANATHINAIKOS BC 12 (1-2)

Player	AB	R	H	BI	2B	3B	HR	BB	SB	CS	HP	SH	SF	SO	IBB	KL	GDP	PO	A	E
GOUOREN cf	4	2	0	0	0	0	0	1	0	0	0	0	0	0	0	0	0	0	0	0
LEKAS ss	3	1	1	2	1	0	0	0	1	0	2	0	0	0	0	0	0	2	2	0
GOUNARIS 2b	5	1	3	3	0	0	0	0	1	1	0	0	0	0	0	0	0	1	2	0
MAZARAKIS E c	5	1	1	0	0	0	0	0	0	0	0	0	0	0	0	0	0	2	1	0
ZACHOS p	4	1	2	0	1	0	0	0	0	0	1	0	0	1	0	1	0	0	4	0
KAPOTHANASIS lf	5	2	2	1	1	0	0	0	0	0	0	0	0	0	0	0	0	2	0	0
PIPERGIAS rf	3	0	1	0	0	0	0	1	1	0	0	0	0	1	0	0	0	1	0	0
SOULIS rf	1	0	1	2	0	1	0	0	0	0	0	0	0	0	0	0	0	0	0	0
GILMOUR 3b	3	2	3	0	1	0	0	0	1	0	0	1	0	0	0	0	0	2	5	1
SYKARAS 1b	0	2	0	0	0	0	0	2	0	0	1	0	0	0	0	0	0	11	0	1
CHATZIKYRIAK ph/lb	1	0	0	0	0	0	0	0	0	0	0	0	0	1	0	0	0	0	0	0
Totals.....	34	12	14	8	4	1	0	4	4	1	4	1	0	3	0	1	0	21	14	2

ATLETICO ALEXANDRIA	IP	H	R	ER	BB	SO	WP	HB	BK	IBB	SH	SF	CI	2B	3B	HR	AB	BF	FO	GO	NP
MIHAI L,0-1	6.2	14	12	2	4	3	1	4	1	0	1	0	0	4	1	0	34	43	8	7	154
PANATHINAIKOS BC	IP	H	R	ER	BB	SO	WP	HB	BK	IBB	SH	SF	CI	2B	3B	HR	AB	BF	FO	GO	NP
ZACHOS W,1-0	7.0	4	2	1	2	2	0	0	0	0	0	0	0	2	0	0	25	27	5	13	88

Umpires - HP: PAMMESBERGER Sascha (AUT) 1B: HERNANDEZ Javier (SUI) 3B: CHUMAKOV Alexander (RUS)
 Scorers - RIZA Areti (GRE), MOZOLA Pavol (SVK)
 TC - BILEK Bohumil (CZE)

Start: 10:00 Time: 2:00 Attendance: 20
 Weather: sunny
 Game notes:



Qualifier EUROPEAN CUP '15

ATHENS, GREECE • 15th / 20th JUNE



Game Summary 8

	Vienna Metrostars (AUT) – Olympic sport school 42 (RUS)	
---	--	---

Score by Innings	R	H	E
OLYMPIC S. SCHOOL 42	010	002	000
VIENNA METROSTARS...	010	000	102
	-	3	8
	-	4	8

OLYMPIC S. SCHOOL 42 3 (1-2)

Player	AB	R	H	BI	2B	3B	HR	BB	SB	CS	HP	SH	SF	SO	IBB	KL	GDP	PO	A	E
KUZNETSOV 1b	4	1	1	0	0	0	0	0	0	0	0	0	0	0	0	0	0	6	1	0
MAKSIKOV ss	4	0	2	0	0	1	0	0	0	0	0	0	0	0	0	0	0	0	3	1
MONAKHOV M 2b	3	0	0	1	0	0	0	0	0	0	0	0	1	0	0	0	1	1	1	0
SELIVANOV N 2b	0	0	0	0	0	0	0	0	0	0	0	0	0	0	0	0	0	0	0	0
VASILYEV cf	3	1	2	1	1	0	1	1	0	0	0	0	0	0	0	0	0	2	0	0
TARASOV dh/lf	4	0	0	0	0	0	0	0	0	0	0	0	0	0	0	0	0	0	0	0
ISMATOV rf	4	0	2	0	0	0	0	0	0	0	0	0	0	0	0	0	0	1	0	0
VOROTILIN c	4	0	0	0	0	0	0	0	0	0	0	0	0	0	0	0	1	14	0	0
MAKARKIN 3b	3	1	1	0	0	0	0	0	0	0	0	0	0	1	0	1	0	0	0	0
MURADOV lf	2	0	0	0	0	0	0	0	0	0	0	1	0	2	0	0	0	0	0	0
LEONOV p	0	0	0	0	0	0	0	0	0	0	0	0	0	0	0	0	0	1	2	1
Totals.....	31	3	8	2	1	1	1	1	0	0	0	1	1	3	0	1	2	25	7	2

VIENNA METROSTARS 4 (2-1)

Player	AB	R	H	BI	2B	3B	HR	BB	SB	CS	HP	SH	SF	SO	IBB	KL	GDP	PO	A	E
HILLIARD A 3b	4	0	0	0	0	0	0	0	0	0	0	0	0	2	0	0	0	2	3	1
WEISER c	4	0	0	0	0	0	0	0	0	0	0	0	0	3	0	0	0	4	0	0
LOFFLER lf	3	1	1	0	1	0	0	0	0	0	1	0	0	1	0	1	0	2	0	0
ALZINGER dh	4	2	2	0	1	0	0	0	1	0	0	0	0	0	0	0	0	0	0	0
SCHERMER cf	4	1	1	0	0	0	0	0	1	0	0	0	0	1	0	1	0	1	0	0
FERAK 1b	4	0	1	1	0	0	0	0	0	0	0	0	0	3	0	0	0	12	0	0
SIMONSEN ss	4	0	1	1	0	0	0	0	0	0	0	0	0	1	0	0	0	2	5	0
NIEL E 2b	3	0	1	1	0	0	0	0	0	0	0	0	0	1	0	0	0	2	5	0
DORFFNER rf	2	0	1	0	0	0	0	0	0	0	0	0	0	1	0	0	0	2	0	0
RIGELE rf	1	0	0	0	0	0	0	0	0	0	0	0	0	1	0	1	0	0	0	0
CESKA p	0	0	0	0	0	0	0	0	0	0	0	0	0	0	0	0	0	0	0	0
HILLIARD J p	0	0	0	0	0	0	0	0	0	0	0	0	0	0	0	0	0	0	0	0
Totals.....	33	4	8	3	2	0	0	0	2	0	1	0	0	14	0	3	0	27	13	1

OLYMPIC S. SCHOOL 42	IP	H	R	ER	BB	SO	WP	HB	BK	IBB	SH	SF	CI	2B	3B	HR	AB	BF	FO	GO	NP
LEONOV L,0-1	8.1	8	4	3	0	14	0	1	0	0	0	0	0	2	0	0	33	34	4	5	127
VIENNA METROSTARS	IP	H	R	ER	BB	SO	WP	HB	BK	IBB	SH	SF	CI	2B	3B	HR	AB	BF	FO	GO	NP
CESKA	5.1	5	3	1	0	2	0	0	0	0	1	0	0	0	0	1	19	20	7	5	74
HILLIARD J W,1-0	3.2	3	0	0	1	1	0	0	0	0	0	1	0	1	1	0	12	14	2	7	34

Umpires - HP: COMSA Vasile (ROM) 1B: SPERA Alessandro (ITA) 3B: HERNANDEZ Javier (SUI)
 Scorers - RIZA Areti (GRE), MOZOLA Pavol (SVK)
 TC - BILEK Bohumil (CZE)

Start: 13:30 Time: 2:20 Attendance: 20
 Weather: sunny
 Game notes:





Qualifier EUROPEAN CUP '15

ATHENS, GREECE • 15th / 20th JUNE



Game Summary 9

	Blagoevgrad (BUL) – Zurich Barracudas (SUI)	
--	--	--

Score by Innings	R H E
ZURICH BARRACUDAS...	020 000 0 - 2 5 6
BLAGOEVGRAD.....	250 701 X - 15 15 3

ZURICH BARRACUDAS 2 (2-1)

Player	AB	R	H	BI	2B	3B	HR	BB	SB	CS	HP	SH	SF	SO	IBB	KL	GDP	PO	A	E
WISCHNEWSKI cf	2	0	1	0	0	0	0	0	0	1	1	0	0	0	0	0	0	2	0	1
SAVOLDELLI ph	1	0	0	0	0	0	0	0	0	0	0	0	0	1	0	0	0	0	0	0
CROUSE ss	3	0	2	0	1	0	0	0	0	0	0	0	0	1	0	0	0	0	2	4
GEORGIEV rf	3	0	0	0	0	0	0	0	0	0	0	0	0	1	0	0	0	1	0	0
UHLE c	2	1	0	0	0	0	0	1	0	0	0	0	0	0	0	0	0	6	2	0
COMA p	2	1	1	0	0	0	0	0	0	0	0	0	0	1	0	0	0	0	1	0
BERCHTOLD p	1	0	0	0	0	0	0	0	0	0	0	0	0	0	0	0	0	0	0	0
BERGER 1b	2	0	0	0	0	0	0	0	0	0	0	1	0	1	0	0	0	4	0	0
SCHNIDER 2b	2	0	0	1	0	0	0	0	0	0	0	0	1	1	0	0	0	3	0	1
BRUCE C 3b	0	0	0	0	0	0	0	0	0	0	0	0	0	0	0	0	0	0	0	0
BRUCE A 3b	3	0	1	1	0	0	0	0	0	0	0	0	0	0	0	0	0	1	1	0
RUESCH lf	3	0	0	0	0	0	0	0	0	0	0	0	0	1	0	0	0	1	0	0
Totals.....	24	2	5	2	1	0	0	1	0	1	1	1	1	7	0	0	0	18	6	6

BLAGOEVGRAD 15 (3-0)

Player	AB	R	H	BI	2B	3B	HR	BB	SB	CS	HP	SH	SF	SO	IBB	KL	GDP	PO	A	E
PETROV rf	5	2	1	1	0	0	0	0	0	0	0	0	0	0	0	0	0	0	1	0
NASSAPOV 3b	3	3	3	2	0	0	0	2	1	0	0	0	0	0	0	0	0	1	1	1
TEMELKOV S dh	4	2	1	0	0	0	0	1	0	0	0	0	0	1	0	1	0	0	0	0
DIMITROV 1b	4	3	2	4	0	1	0	1	0	0	0	0	0	0	0	0	0	5	0	1
GEORGIEV c	5	1	3	3	1	0	0	0	0	1	0	0	0	1	0	0	0	7	2	0
BALABANSKI ss	3	0	1	1	0	0	0	0	0	0	0	1	1	1	0	0	0	3	1	1
TEMELKOV H lf	4	0	1	0	0	0	0	0	0	0	1	0	0	2	0	0	0	0	0	0
MIHAILOV 2b	3	2	1	0	0	0	0	1	0	0	0	0	0	1	0	0	0	4	1	0
TASHEV cf	4	2	2	1	1	0	0	0	0	0	0	0	0	1	0	1	0	1	0	0
KYLE p	0	0	0	0	0	0	0	0	0	0	0	0	0	0	0	0	0	0	3	0
BLAGOEV p	0	0	0	0	0	0	0	0	0	0	0	0	0	0	0	0	0	0	0	0
Totals.....	35	15	15	12	2	1	0	5	1	1	1	1	1	7	0	2	0	21	9	3

ZURICH BARRACUDAS	IP	H	R	ER	BB	SO	WP	HB	BK	IBB	SH	SF	CI	2B	3B	HR	AB	BF	FO	GO	NP
COMA L,0-1	3.2	14	14	0	2	2	0	0	0	0	1	0	0	2	1	0	28	31	5	3	106
BERCHTOLD	2.1	1	1	1	3	5	2	1	0	0	0	1	0	0	0	0	7	12	1	1	44
BLAGOEVGRAD	IP	H	R	ER	BB	SO	WP	HB	BK	IBB	SH	SF	CI	2B	3B	HR	AB	BF	FO	GO	NP
KYLE W,1-0	6.0	5	2	0	1	6	1	1	0	0	1	1	0	1	0	0	21	25	3	6	98
BLAGOEV	1.0	0	0	0	0	1	0	0	0	0	0	0	0	0	0	0	3	3	1	1	12

Umpires - HP: HERNANDEZ Cuti Suarez (ESP) 1B: PIERROPOULOS Dionisios (GRE) 3B: SPRERA Alessandro (ITA)
 Scorer - RIZA Areti (GRE), MOZOLA Pavol (SVK)
 TC - BUNTA Frantisek (SVK)

Start: 17:00 Time: 2:06 Attendance: 67
 Weather: sunny
 Game notes:





Qualifier EUROPEAN CUP '15

ATHENS, GREECE • 15th / 20th JUNE



Game Summary 10

	Panathinaikos BC (GRE) – Vienna Metrostars (AUT)	
--	---	--

Score by Innings		R	H	E
VIENNA METROSTARS...	104 000 002	-	7 13	1
PANATHINAIKOS BC....	001 200 000	-	3 6	1

VIENNA METROSTARS 7 (2-2)

Player	AB	R	H	BI	2B	3B	HR	BB	SB	CS	HP	SH	SF	SO	IBB	KL	GDP	PO	A	E
HILLIARD A ss	5	1	2	1	0	1	0	0	0	0	0	0	0	1	0	1	0	4	5	1
WEISER 3b	5	2	3	2	1	0	0	0	0	0	0	0	0	1	0	0	0	1	3	0
LOFFLER lf	5	0	2	1	0	0	0	0	0	0	0	0	0	2	0	0	0	1	0	0
ALZINGER cf	5	0	1	0	0	0	0	0	0	0	0	0	0	0	0	0	0	0	0	0
DORFFNER rf	4	1	0	0	0	0	0	0	1	0	0	0	0	0	0	0	0	1	0	0
FERAK dh	4	1	1	1	0	0	0	0	0	0	0	0	0	2	0	1	0	0	0	0
LETOUZE 1b	4	1	2	0	0	0	0	0	0	0	0	0	0	2	0	2	0	10	0	0
RIGELE c	4	1	2	1	0	0	0	0	0	0	0	0	0	1	0	1	0	8	1	0
NIEL F 2b	3	0	0	0	0	0	0	0	0	0	0	0	0	1	0	1	0	2	3	0
NIEL E 2b	1	0	0	0	0	0	0	0	0	0	0	0	0	0	0	0	0	0	0	0
TEUFEL p	0	0	0	0	0	0	0	0	0	0	0	0	0	0	0	0	0	0	0	0
SIMONSEN p	0	0	0	0	0	0	0	0	0	0	0	0	0	0	0	0	0	0	0	1
Totals.....	40	7	13	6	1	1	0	0	1	0	0	0	0	10	0	6	0	27	13	1

PANATHINAIKOS BC 3 (0-4)

Player	AB	R	H	BI	2B	3B	HR	BB	SB	CS	HP	SH	SF	SO	IBB	KL	GDP	PO	A	E
GOUOREN cf	3	0	0	0	0	0	0	1	0	0	0	0	0	0	0	0	0	2	0	0
GILMOUR 3b	4	0	0	0	0	0	0	0	0	0	0	0	0	2	0	1	1	2	2	1
LEKAS ss	4	1	2	0	1	0	0	0	1	0	0	0	0	0	0	0	0	1	3	0
MAZARAKIS E c	4	1	2	0	0	0	0	0	1	0	0	0	0	0	0	0	0	10	0	0
GOUNARIS 2b	3	0	0	0	0	0	0	1	0	0	0	0	0	0	0	0	0	2	2	0
SYKARAS p	4	0	1	2	0	0	0	0	1	0	0	0	0	2	0	0	0	1	2	0
KAPOTHANASIS lf/rf	3	1	0	0	0	0	0	1	0	0	0	0	0	1	0	0	0	1	1	0
SOULIS rf/lf	4	0	0	0	0	0	0	0	0	0	0	0	0	2	0	0	0	0	0	0
CHATZIKYRIAK 1b	3	0	1	0	0	0	0	0	0	0	0	0	0	2	0	0	0	8	1	0
Totals.....	32	3	6	2	1	0	0	3	3	0	0	0	0	9	0	1	1	27	11	1

VIENNA METROSTARS	IP	H	R	ER	BB	SO	WP	HB	BK	IBB	SH	SF	CI	2B	3B	HR	AB	BF	FO	GO	NP
TEUFEL	4.0	3	3	2	3	4	0	0	0	0	0	0	0	0	0	0	16	19	1	7	78
SIMONSEN W,2-0	5.0	3	0	0	0	5	0	0	0	0	0	0	0	1	0	0	16	16	5	3	51
PANATHINAIKOS BC	IP	H	R	ER	BB	SO	WP	HB	BK	IBB	SH	SF	CI	2B	3B	HR	AB	BF	FO	GO	NP
SYKARAS L,0-2	9.0	13	7	4	0	10	1	0	0	0	0	0	0	1	1	0	40	40	5	11	101

Umpires - HP: HERNANDEZ Javier (SUI) 1B: HERNANDEZ Cuti Suarez (ESP) 3B: COMSA Vasile (ROM)
 Scorers - RIZA Areti (GRE), MOZOLA Pavol (SVK)
 TC - BILEK Bohumil (CZE)

Start: 10:00 Time: 1:54 Attendance: 50
 Weather: sunny
 Game notes:
 TEUFEL faced 1 batter in the 5th.



Qualifier EUROPEAN CUP '15

ATHENS, GREECE • 15th / 20th JUNE



Game Summary 11

	Blagoevgrad (BUL) – Atletico Alexandria (ROM)	
--	--	--

Score by Innings	R	H	E
ATLETICO ALEXANDRIA.	000	021	000
BLAGOEVGRAD.....	500	030	00X
	-	3	6
	-	8	9
	-	5	0

ATLETICO ALEXANDRIA 3 (0-4)

Player	AB	R	H	BI	2B	3B	HR	BB	SB	CS	HP	SH	SF	SO	IBB	KL	GDP	PO	A	E
BARBELIAN lf	4	0	0	0	0	0	0	0	0	0	0	0	0	1	0	0	0	3	0	0
MIRESCU 2b	4	1	1	0	0	0	0	0	0	0	0	0	0	1	0	0	0	2	2	0
PANAITESCU cf	4	0	1	0	0	0	0	0	0	0	0	0	0	0	0	0	0	3	0	1
MIHAI c	4	0	1	0	0	1	0	0	0	0	0	0	0	1	0	0	1	6	0	1
PREDA 3b	4	1	2	1	0	0	0	0	0	0	0	0	0	0	0	0	0	0	0	1
SERBANESCU 1b	3	1	0	0	0	0	0	0	0	0	1	0	0	0	0	0	0	4	1	0
SECAREANU ss	3	0	1	0	0	0	0	0	0	0	0	0	0	1	0	1	0	3	3	1
SERBAN p	3	0	0	0	0	0	0	0	0	0	0	0	0	1	0	1	0	2	0	1
LAZAR rf	3	0	0	1	0	0	0	0	0	0	0	0	0	1	0	1	0	1	0	0
Totals.....	32	3	6	2	0	1	0	0	0	0	1	0	0	6	0	3	1	24	6	5

BLAGOEVGRAD 8 (4-0)

Player	AB	R	H	BI	2B	3B	HR	BB	SB	CS	HP	SH	SF	SO	IBB	KL	GDP	PO	A	E
PETROV 2b	5	1	2	0	0	0	0	0	0	0	0	0	0	0	0	0	0	1	3	0
NASSAPOV 3b	5	1	0	0	0	0	0	0	0	0	0	0	0	0	0	0	0	1	4	0
TEMELKOV S c	3	1	0	0	0	0	0	1	0	0	0	0	0	1	0	0	0	6	0	0
DIMITROV 1b	4	0	0	0	0	0	0	0	0	0	0	0	0	1	0	1	0	13	0	0
GEORGIEV lf	4	2	2	1	0	0	0	0	0	0	0	0	0	0	0	0	0	3	0	0
CHERNOZEMSKY dh	2	2	1	1	0	0	0	1	0	0	0	0	0	1	0	0	0	0	0	0
TEMELKOV H rf	0	0	0	0	0	0	0	1	0	0	0	0	0	0	0	0	0	0	0	0
BALABANSKI ss	4	1	2	2	0	0	0	0	0	0	0	0	0	0	0	0	0	1	5	0
SHOPSKI rf/p	4	0	2	3	0	0	0	0	0	0	0	0	0	0	0	0	0	0	0	0
TASHEV cf	3	0	0	0	0	0	0	0	0	0	0	0	0	1	0	0	0	1	0	0
KAMBITOV ph	1	0	0	0	0	0	0	0	0	0	0	0	0	1	0	0	0	0	0	0
DUNDALOV cf	0	0	0	0	0	0	0	0	0	0	0	0	0	0	0	0	0	1	0	0
BLAGOEV p	0	0	0	0	0	0	0	0	0	0	0	0	0	0	0	0	0	0	1	0
Totals.....	35	8	9	7	0	0	0	3	0	0	0	0	0	5	0	1	0	27	13	0

ATLETICO ALEXANDRIA	IP	H	R	ER	BB	SO	WP	HB	BK	IBB	SH	SF	CI	2B	3B	HR	AB	BF	FO	GO	NP
SERBAN L,0-1	8.0	9	8	3	3	5	1	0	0	0	0	0	0	0	0	0	35	38	11	8	123
BLAGOEVGRAD	IP	H	R	ER	BB	SO	WP	HB	BK	IBB	SH	SF	CI	2B	3B	HR	AB	BF	FO	GO	NP
BLAGOEV W,1-0	5.0	3	2	2	0	4	0	1	1	0	0	0	0	0	1	0	18	19	4	7	69
SHOPSKI	4.0	3	1	1	0	2	0	0	0	0	0	0	0	0	0	0	14	14	3	6	30

Umpires - HP: CHUMAKOV Alexander (RUS) 1B: PAMMESBERGER Sascha (AUT) 3B: PIERROPOULOS Dionisios (GRE)
 Scorers - RIZA Areti (GRE), MOZOLA Pavol (SVK)
 TC - BUNTA Frantisek (SVK)

Start: 13:30 Time: 1:50 Attendance: 36
 Weather: cloudy
 Game notes:





Qualifier EUROPEAN CUP '15

ATHENS, GREECE • 15th / 20th JUNE



Game Summary 12

	Zurich Barracudas (SUI) – Olympic sport school 42 (RUS)	
--	--	--

Score by Innings	R H E
OLYMPIC S. SCHOOL 42	000 101 200 - 4 7 3
ZURICH BARRACUDAS...	001 030 10X - 5 10 1

OLYMPIC S. SCHOOL 42 4 (2-2)

Player	AB	R	H	BI	2B	3B	HR	BB	SB	CS	HP	SH	SF	SO	IBB	KL	GDP	PO	A	E
KUZNETSOV cf	4	0	0	0	0	0	0	0	2	0	0	0	0	1	0	0	0	1	0	1
MAKSIKOV ss	3	1	1	0	0	0	0	0	0	0	0	1	0	0	0	0	0	1	6	0
MONAKHOV M 3b/p	3	0	1	1	0	0	0	0	0	1	0	0	1	0	0	0	0	0	3	0
VASILYEV 1b	3	0	1	1	0	0	0	1	1	0	0	0	0	0	1	0	0	16	0	0
LEONOV 2b	4	0	1	0	0	0	0	0	0	0	0	0	0	2	0	1	0	0	3	2
VOROTILIN c	4	1	1	0	0	0	0	0	0	0	0	0	0	1	0	1	0	4	0	0
ISMATOV rf	3	0	1	0	0	0	0	1	0	1	0	0	0	1	0	0	0	1	0	0
SELIVANOV N dh	2	0	0	0	0	0	0	0	0	0	0	0	0	0	0	0	0	0	0	0
TARASOV dh	1	1	1	0	0	0	0	0	1	0	0	0	0	0	0	0	0	0	0	0
NEFEDOV ph	1	0	0	0	0	0	0	0	0	0	0	0	0	0	0	0	0	0	0	0
ALEKSEEV lf	2	1	0	0	0	0	0	0	0	0	1	1	0	1	0	1	1	1	0	0
MAKARKIN p/3b	0	0	0	0	0	0	0	0	0	0	0	0	0	0	0	0	0	0	1	0
Totals.....	30	4	7	2	0	0	0	2	4	2	1	2	1	6	1	3	1	24	13	3

ZURICH BARRACUDAS 5 (2-2)

Player	AB	R	H	BI	2B	3B	HR	BB	SB	CS	HP	SH	SF	SO	IBB	KL	GDP	PO	A	E
WISCHNEWSKI cf	4	2	1	0	0	0	0	0	0	0	1	0	0	0	0	0	0	5	0	0
CROUSE ss	4	2	1	0	0	1	0	1	0	0	0	0	0	0	0	0	0	3	3	1
UHLE c	4	0	1	4	0	1	0	0	1	0	0	0	0	0	0	0	0	6	2	0
COMA 1b	4	0	1	1	0	1	0	0	0	0	0	0	0	0	0	0	0	8	1	0
BERGER dh	4	0	1	0	0	0	0	0	0	0	0	0	0	0	0	0	0	0	0	0
GEORGIEV rf	4	0	1	0	0	0	0	0	0	0	0	0	0	0	0	0	0	2	0	0
BRUCE A 3b	4	0	1	0	0	0	0	0	0	0	0	0	0	0	0	0	0	0	2	0
SCHNIDER 2b	4	1	1	0	0	0	0	0	0	0	0	0	0	2	0	0	0	1	0	0
RUESCH lf	3	0	2	0	0	0	0	0	0	0	0	1	0	1	0	1	0	2	0	0
MICHALS p	0	0	0	0	0	0	0	0	0	0	0	0	0	0	0	0	0	0	0	0
Totals.....	35	5	10	5	0	3	0	1	1	0	1	1	0	3	0	1	0	27	8	1

OLYMPIC S. SCHOOL 42	IP	H	R	ER	BB	SO	WP	HB	BK	IBB	SH	SF	CI	2B	3B	HR	AB	BF	FO	GO	NP
MAKARKIN L,0-1	7.0	9	5	4	1	3	0	1	0	0	1	0	0	0	3	0	30	33	6	12	98
MONAKHOV M	1.0	1	0	0	0	0	0	0	0	0	0	0	0	0	0	0	5	5	1	2	20

ZURICH BARRACUDAS	IP	H	R	ER	BB	SO	WP	HB	BK	IBB	SH	SF	CI	2B	3B	HR	AB	BF	FO	GO	NP
MICHALS W,1-0	9.0	7	4	3	2	6	1	1	0	1	2	1	0	0	0	0	30	36	10	9	135

Umpires - HP: SPERA Alessandro (ITA) 1B: PIERROPOULOS Dionisios (GRE) 3B: PAMMESBERGER Sascha (AUT)
 Scorers - RIZA Areti (GRE), MOZOLA Pavol (SVK)
 TC - BUNTA Frantisek (SVK)

Start: 17:00 Time: 2:19 Attendance: 65
 Weather: partly cloudy
 Game notes:





Qualifier EUROPEAN CUP '15

ATHENS, GREECE • 15th / 20th JUNE



Game Summary 13

	Vienna Metrostars (AUT) – Blagoevgrad (BUL)	
--	---	--

Score by Innings	R H E
BLAGOEVGRAD.....	200 000 023 0 - 7 13 4
VIENNA METROSTARS...	060 000 001 1 - 8 12 4

BLAGOEVGRAD 7 (4-1)

Player	AB	R	H	BI	2B	3B	HR	BB	SB	CS	HP	SH	SF	SO	IBB	KL	GDP	PO	A	E
DUNDALOV cf/2b	5	0	0	0	0	0	0	1	0	0	0	0	0	2	0	0	0	5	2	0
NASSAPOV 3b	5	2	3	0	0	0	0	1	0	0	0	0	0	1	0	1	0	2	5	0
TEMELKOV S c/cf	4	1	1	0	1	0	0	0	0	0	1	0	0	0	0	0	0	2	0	0
GEORGIEV lf/cf	4	1	0	1	0	0	0	1	0	0	0	0	0	0	0	0	0	6	0	1
KYLE dh	5	1	3	0	1	0	0	0	0	0	0	0	0	0	0	0	0	0	0	0
PETROV 2b/lf	5	0	2	2	0	0	0	0	0	0	0	0	0	0	0	0	0	2	0	0
BALABANSKI ss	5	1	2	0	1	0	0	0	0	0	0	0	0	0	0	0	1	3	3	2
TEMELKOV H 1b	4	1	1	1	0	0	0	0	0	0	1	0	0	1	0	1	0	5	0	0
TASHEV rf	5	0	1	0	0	0	0	0	0	0	0	0	0	0	0	0	0	2	1	1
DIMITROV p	0	0	0	0	0	0	0	0	0	0	0	0	0	0	0	0	0	0	0	0
NEDELICHEV p	0	0	0	0	0	0	0	0	0	0	0	0	0	0	0	0	0	0	1	0
BLAGOEV p	0	0	0	0	0	0	0	0	0	0	0	0	0	0	0	0	0	0	0	0
Totals.....	42	7	13	4	3	0	0	3	0	0	2	0	0	4	0	2	1	27	12	4

VIENNA METROSTARS 8 (4-1)

Player	AB	R	H	BI	2B	3B	HR	BB	SB	CS	HP	SH	SF	SO	IBB	KL	GDP	PO	A	E
NIEL E 2b	5	1	0	0	0	0	0	1	0	0	0	0	0	0	0	0	0	4	3	0
WEISER 3b	5	1	2	1	0	0	0	1	0	0	0	0	0	0	0	0	0	1	2	2
LOFFLER lf	4	1	2	1	0	0	0	1	0	0	1	0	0	0	0	0	0	6	0	1
ALZINGER rf	5	0	1	0	0	0	0	0	0	0	0	0	0	0	0	0	1	1	0	0
FERAK 1b	4	0	2	1	1	0	0	0	0	0	1	0	0	0	0	0	0	9	0	0
SCHERMER cf	4	0	2	1	2	0	0	0	1	0	1	0	0	0	0	0	0	2	1	0
HILLIARD A ss	5	2	1	0	0	0	0	0	1	0	0	0	0	0	0	0	0	2	5	1
LETOUZE dh	5	1	2	1	0	0	0	0	0	0	0	0	0	0	0	0	0	0	0	0
RIGELE pr/dh	0	0	0	0	0	0	0	0	0	0	0	0	0	0	0	0	0	0	0	0
SIMONSEN c	4	2	0	0	0	0	0	0	0	0	1	0	0	1	0	1	0	5	0	0
HILLIARD J p	0	0	0	0	0	0	0	0	0	0	0	0	0	0	0	0	0	0	1	0
JONES p	0	0	0	0	0	0	0	0	0	0	0	0	0	0	0	0	0	0	0	0
Totals.....	41	8	12	5	3	0	0	3	2	0	4	0	0	1	0	1	1	30	12	4

BLAGOEVGRAD	IP	H	R	ER	BB	SO	WP	HB	BK	IBB	SH	SF	CI	2B	3B	HR	AB	BF	FO	GO	NP
DIMITROV	1.1	6	6	3	1	0	0	3	0	0	0	0	0	1	0	0	11	15	3	1	43
NEDELICHEV	7.2	5	1	1	2	1	1	1	0	0	0	0	0	2	0	0	28	31	14	6	91
BLAGOEV L,1-1	0.0	1	1	0	0	0	0	0	0	0	0	0	0	0	0	0	2	2	0	0	2
VIENNA METROSTARS	IP	H	R	ER	BB	SO	WP	HB	BK	IBB	SH	SF	CI	2B	3B	HR	AB	BF	FO	GO	NP
HILLIARD J	7.2	10	4	3	2	2	0	1	0	0	0	0	0	2	0	0	33	36	11	9	121
JONES W,2-0	2.1	3	3	3	1	2	2	1	0	0	0	0	0	1	0	0	9	11	2	1	41

Umpires - HP: HERNANDEZ Cuti Suarez (ESP) 1B: HERNANDEZ Javier (SUI) 3B: CHUMAKOV Alexander (RUS)
 Scorers - RIZA Areti (GRE), MOZOLA Pavol (SVK)
 TC - BILEK Bohumil (CZE)

Start: 10:00 Time: 2:34 Attendance: 45
 Weather: partly cloudy
 Game notes:





Qualifier EUROPEAN CUP '15

ATHENS, GREECE • 15th / 20th JUNE



Game Summary 14

	Olympic sport school 42 (RUS) – Panathinaikos BC (GRE)	
--	---	--

Score by Innings	R	H	E
PANATHINAIKOS BC....	001	101	600
OLYMPIC S. SCHOOL 42	000	030	302
	-	9	9
	-	8	10
		1	4

PANATHINAIKOS BC 9 (2-3)

Player	AB	R	H	BI	2B	3B	HR	BB	SB	CS	HP	SH	SF	SO	IBB	KL	GDP	PO	A	E
LEKAS ss/p	6	2	1	0	0	1	0	0	2	0	0	0	0	0	0	0	0	0	2	0
GOUOREN p/ss	4	2	3	4	1	0	1	2	4	0	0	0	0	0	0	0	0	2	2	0
GOUNARIS 3b/p	4	0	1	1	0	0	0	0	1	0	1	0	1	0	0	0	0	1	3	1
RASOOL cf	4	0	1	0	0	0	0	1	0	0	0	0	0	0	0	0	0	2	0	0
ZACHOS 2b	4	0	0	0	0	0	0	1	0	0	0	0	0	0	0	0	0	1	1	0
SOULIS rf/lf	5	1	1	0	0	0	0	0	0	0	0	0	0	1	0	0	0	1	0	0
GILMOUR c	3	1	1	0	0	0	0	2	0	0	0	0	0	0	0	0	0	10	0	0
CHATZIKYRIAK 1b	4	2	0	0	0	0	0	1	0	0	0	0	0	2	0	0	0	10	1	0
TSOULOUFAS lf	2	0	0	0	0	0	0	0	0	0	0	0	0	1	0	1	0	0	0	0
MAZARAKIS N rf	3	1	1	1	0	0	0	0	0	0	0	0	0	2	0	1	0	0	0	0
FRADELLOS rf	0	0	0	0	0	0	0	0	0	0	0	0	0	0	0	0	0	0	0	0
Totals.....	39	9	9	6	1	1	1	7	7	0	1	0	1	6	0	2	0	27	9	1

OLYMPIC S. SCHOOL 42 8 (1-4)

Player	AB	R	H	BI	2B	3B	HR	BB	SB	CS	HP	SH	SF	SO	IBB	KL	GDP	PO	A	E
SELIVANOV N 2b	6	0	2	0	0	0	0	0	0	0	0	0	0	2	0	2	0	2	3	0
ISMATOV c	4	1	0	0	0	0	0	0	0	0	0	0	0	1	0	0	0	3	0	0
VOROTILIN c	1	0	0	0	0	0	0	0	0	0	0	0	0	0	0	0	0	2	0	0
TARASOV 1b	4	2	1	2	0	0	1	0	1	0	1	0	0	0	0	0	0	11	0	0
NEFEDOV ss/p	4	3	3	1	0	1	0	1	3	0	0	0	0	0	0	0	0	4	4	2
MAKARKIN dh	3	0	2	1	0	1	0	0	1	0	0	0	0	0	0	0	0	0	0	0
MONAKHOV M ss/p	1	2	1	1	0	0	0	1	1	0	0	0	0	0	0	0	0	0	2	0
ALEKSEEV 3b	2	0	0	0	0	0	0	0	1	0	1	0	0	2	0	2	0	0	1	1
MAKSIKOV 3b	1	0	0	0	0	0	0	1	0	0	0	0	0	0	0	0	0	1	1	0
MURADOV cf/p	2	0	0	0	0	0	0	1	0	0	0	1	0	0	0	0	0	1	0	0
VASILYEV ph	1	0	0	0	0	0	0	0	0	0	0	0	0	1	0	0	0	0	0	0
TRETYAKOV rf	2	0	0	0	0	0	0	0	0	0	0	0	0	2	0	2	0	0	0	0
KUZNETSOV rf/cf	2	0	0	1	0	0	0	1	0	0	0	0	0	1	0	1	0	0	0	0
BOSCOLO lf	2	0	0	0	0	0	0	0	0	0	0	0	0	1	0	0	0	2	0	0
LEONOV lf	2	0	1	1	1	0	0	1	0	0	0	0	0	0	0	0	0	1	0	0
UDALOV p	0	0	0	0	0	0	0	0	0	0	0	0	0	0	0	0	0	0	0	1
Totals.....	37	8	10	7	1	2	1	6	7	0	2	1	0	10	0	7	0	27	11	4

PANATHINAIKOS BC	IP	H	R	ER	BB	SO	WP	HB	BK	IBB	SH	SF	CI	2B	3B	HR	AB	BF	FO	GO	NP
GOUOREN	6.2	8	6	5	2	8	0	2	0	0	1	0	0	0	2	1	27	32	2	10	110
LEKAS	1.2	2	2	2	1	0	0	0	1	0	0	0	0	1	0	0	8	9	4	1	39
GOUNARIS W,1-1	0.2	0	0	0	3	2	1	0	0	0	0	0	0	0	0	0	2	5	0	0	22

OLYMPIC S. SCHOOL 42	IP	H	R	ER	BB	SO	WP	HB	BK	IBB	SH	SF	CI	2B	3B	HR	AB	BF	FO	GO	NP
UDALOV	5.0	3	2	0	5	1	0	0	0	0	0	1	0	0	0	0	19	25	7	7	95
NEFEDOV	1.1	3	4	3	1	3	2	1	0	0	0	0	0	0	1	0	8	10	0	2	42
MONAKHOV M	1.2	2	3	3	1	1	0	0	0	0	0	0	0	0	0	1	8	9	2	2	26
MURADOV L,0-1	1.0	1	0	0	0	1	0	0	0	0	0	0	0	1	0	0	4	4	1	1	11

Umpires - HP: COMSA Vasile (ROM) 1B: PAMMESBERGER Sascha (AUT) 3B: HERNANDEZ Javier (SUI)
 Scorers - RIZA Areti (GRE), MOZOLA Pavol (SVK)
 TC - BILEK Bohumil (CZE)

Start: 13:30 Time: 3:05 Attendance: 40
 Weather: partly cloudy
 Game notes:





Qualifier EUROPEAN CUP '15

ATHENS, GREECE • 15th / 20th JUNE



Game Summary 15

	Atletico Alexandria (ROM) – Zurich Barracudas (SUI)	
--	--	--

Score by Innings	R	H	E
ZURICH BARRACUDAS...	100	100	210
ATLETICO ALEXANDRIA.	102	002	001

ZURICH BARRACUDAS 5 (3-2)

Player	AB	R	H	BI	2B	3B	HR	BB	SB	CS	HP	SH	SF	SO	IBB	KL	GDP	PO	A	E
CROUSE ss	3	0	0	1	0	0	0	1	0	0	0	0	1	0	0	0	0	6	4	0
GEORGIEV c	5	1	1	1	0	0	0	0	1	0	0	0	0	0	0	0	0	8	2	0
UHLE cf	5	1	1	0	1	0	0	0	1	0	0	0	0	0	0	0	0	2	1	0
COMA 1b	5	0	2	2	0	0	0	0	0	0	0	0	0	1	0	0	0	4	0	0
BERGER dh	5	0	2	0	0	0	0	0	0	0	0	0	0	0	0	0	0	0	0	0
MICHALS pr/dh	0	0	0	0	0	0	0	0	0	0	0	0	0	0	0	0	0	0	0	0
SCHNIDER 2b	5	1	1	0	0	0	0	0	0	0	0	0	0	1	0	0	0	2	1	2
BRUCE C 3b	4	1	1	0	0	0	0	1	0	0	0	0	0	0	0	0	0	1	0	1
BERCHTOLD rf	3	0	1	0	0	0	0	0	0	0	1	0	0	0	0	0	0	1	0	0
OCHSNER lf	3	1	1	0	0	0	0	1	0	1	0	0	0	0	0	0	0	0	0	0
RUESCH p	0	0	0	0	0	0	0	0	0	0	0	0	0	0	0	0	0	0	0	0
BRUCE A p	0	0	0	0	0	0	0	0	0	0	0	0	0	0	0	0	0	0	0	0
LEVINE M p	0	0	0	0	0	0	0	0	0	0	0	0	0	0	0	0	0	0	0	0
SAVOLDELLI p	0	0	0	0	0	0	0	0	0	0	0	0	0	0	0	0	0	0	0	0
Totals.....	38	5	10	4	1	0	0	3	2	1	1	0	1	2	0	0	0	24	8	3

ATLETICO ALEXANDRIA 6 (1-4)

Player	AB	R	H	BI	2B	3B	HR	BB	SB	CS	HP	SH	SF	SO	IBB	KL	GDP	PO	A	E
MIRESCU 2b	3	2	0	0	0	0	0	2	0	0	0	0	0	1	0	0	0	3	4	0
PANAITESCU cf	5	0	3	1	1	0	0	0	0	0	0	0	0	0	0	0	0	3	0	0
PREDA 3b	5	1	1	0	0	0	0	0	1	0	0	0	0	1	0	0	0	2	3	0
SECAREANU ss	4	2	1	0	0	0	0	1	0	0	0	0	0	1	0	1	0	6	5	4
SERBANESCU 1b	4	0	1	0	1	0	0	1	0	0	0	0	0	0	0	0	0	7	0	0
BARBELIAN lf	2	0	0	2	0	0	0	2	0	1	0	0	0	0	0	0	0	1	1	1
SERBAN rf	4	0	1	1	0	0	0	0	0	1	0	0	0	2	0	1	0	1	0	0
MANOLE c	4	0	2	0	0	0	0	0	0	0	0	0	0	0	0	0	0	3	1	0
LAZAR p	2	1	0	0	0	0	0	2	0	0	0	0	0	2	0	0	0	1	1	0
Totals.....	33	6	9	4	2	0	0	8	1	2	0	0	0	7	0	2	0	27	15	5

ZURICH BARRACUDAS	IP	H	R	ER	BB	SO	WP	HB	BK	IBB	SH	SF	CI	2B	3B	HR	AB	BF	FO	GO	NP
RUESCH	4.0	2	3	2	6	5	2	0	0	0	0	0	0	0	0	0	15	21	5	2	84
BRUCE A	1.2	1	2	1	2	1	0	0	0	0	0	0	0	0	0	0	5	7	3	0	23
LEVINE M	0.0	1	0	0	0	0	0	0	0	0	0	0	0	1	0	0	2	2	0	0	7
SAVOLDELLI L,0-1	2.1	5	1	1	0	1	1	0	0	0	0	0	0	1	0	0	11	11	3	1	33

ATLETICO ALEXANDRIA	IP	H	R	ER	BB	SO	WP	HB	BK	IBB	SH	SF	CI	2B	3B	HR	AB	BF	FO	GO	NP
LAZAR w,1-0	9.0	10	5	2	3	2	1	1	0	0	0	1	0	1	0	0	38	43	9	14	118

Umpires - HP: PIERROPOULOS Dionisios (GRE) 1B: SPERA Alessandro (ITA) 3B: PAMMESBERGER Sascha (AUT)
 Scorers - RIZA Areti (GRE), MOZOLA Pavol (SVK)
 TC - BUNTA Frantisek (SVK)

Start: 17:00 Time: 2:22 Attendance: 15
 Weather: partly cloudy
 Game notes:
 LEVINE M faced 2 batters in the 6th.
 SAVOLDELLI faced 2 batters in the 9th.







Qualifier EUROPEAN CUP '15

ATHENS, GREECE • 15th / 20th JUNE



Game Summary 16

	Vienna Metrostars (AUT) – Blagoevgrad (BUL)	
---	--	---

Score by Innings	R H E
BLAGOEVGRAD.....	010 001 1 - 3 11 5
VIENNA METROSTARS...	031 010 8 - 13 11 1

BLAGOEVGRAD 3 (4-2)

Player	AB	R	H	BI	2B	3B	HR	BB	SB	CS	HP	SH	SF	SO	IBB	KL	GDP	PO	A	E
KYLE dh/p	4	0	2	0	1	0	0	0	0	0	0	0	0	1	0	0	0	0	0	0
SHOPSKI p	0	0	0	0	0	0	0	0	0	0	0	0	0	0	0	0	0	0	0	0
NASSAPOV 3b	4	0	1	0	0	0	0	0	0	0	0	0	0	2	0	1	0	0	3	0
TEMELKOV S lf	4	1	2	0	0	0	0	0	0	0	0	0	0	0	0	0	0	2	0	0
GEORGIEV c	4	0	1	0	0	0	0	0	0	0	0	0	0	0	0	0	0	5	0	0
PETROV cf	4	0	2	0	0	0	0	0	0	0	0	0	0	0	0	0	0	2	0	0
BALABANSKI ss	4	2	1	1	0	0	0	0	0	0	0	0	0	2	0	1	0	1	3	1
DIMITROV 1b	2	0	0	0	0	0	0	2	0	0	0	0	0	1	0	0	0	6	0	1
TEMELKOV H rf	4	0	1	1	0	0	0	0	0	0	0	0	0	2	0	1	0	1	1	0
DUNDALOV 2b	3	0	1	1	0	0	0	0	0	0	0	0	0	1	0	0	0	2	0	2
CHERNOZEMSKY p	0	0	0	0	0	0	0	0	0	0	0	0	0	0	0	0	0	0	0	1
Totals.....	33	3	11	3	1	0	0	2	0	0	0	0	0	9	0	3	0	19	7	5

VIENNA METROSTARS 13 (5-1)

Player	AB	R	H	BI	2B	3B	HR	BB	SB	CS	HP	SH	SF	SO	IBB	KL	GDP	PO	A	E
HILLIARD A ss	5	1	2	2	1	0	0	0	0	0	0	0	0	0	0	0	0	1	2	0
WEISER 3b	2	1	0	0	0	0	0	1	0	0	0	0	0	1	0	0	0	0	2	0
NIEL F 3b	1	1	1	1	0	0	0	0	0	0	0	1	0	0	0	0	0	1	0	0
LOFFLER dh	3	1	3	2	1	1	0	1	0	0	0	0	0	0	0	0	0	0	0	0
ALZINGER lf	4	2	1	1	0	1	0	0	0	0	0	0	0	0	0	0	0	0	0	0
FERAK 1b	2	1	1	0	0	0	0	1	0	0	0	0	0	0	0	0	0	7	0	0
LETOUZE 1b	1	1	0	0	0	0	0	0	0	0	0	0	0	0	0	0	0	1	0	1
SCHERMER cf	4	1	1	1	1	0	0	0	1	0	0	0	0	0	0	0	0	2	0	0
DORFFNER rf	4	1	2	0	0	0	0	0	0	0	0	0	0	1	0	0	0	0	0	0
NIEL E 2b	3	2	0	0	0	0	0	1	0	0	0	0	0	0	0	0	0	2	4	0
SIMONSEN c	3	1	0	0	0	0	0	0	0	0	1	0	0	2	0	0	0	7	2	0
JONES p	0	0	0	0	0	0	0	0	0	0	0	0	0	0	0	0	0	0	1	0
Totals.....	32	13	11	7	3	2	0	4	1	0	1	1	0	4	0	0	0	21	11	1

BLAGOEVGRAD	IP	H	R	ER	BB	SO	WP	HB	BK	IBB	SH	SF	CI	2B	3B	HR	AB	BF	FO	GO	NP
CHERNOZEMSKY L, 2-1	6.0	8	9	3	4	4	0	0	0	0	1	0	0	1	2	0	26	31	7	6	109
KYLE	0.1	1	3	0	0	0	0	0	0	0	0	0	0	1	0	0	4	4	0	1	12
SHOPSKI	0.0	2	1	0	0	0	0	1	0	0	0	0	0	1	0	0	2	3	0	0	15

VIENNA METROSTARS	IP	H	R	ER	BB	SO	WP	HB	BK	IBB	SH	SF	CI	2B	3B	HR	AB	BF	FO	GO	NP
JONES W, 2-1	7.0	11	3	2	2	9	1	0	0	0	0	0	0	1	0	0	33	35	3	10	130

Umpires - HP: SPERA Alessandro (ITA) 1B: HERNANDEZ Cuti Suarez (ESP) 2B: HERNANDEZ Javier (SUI)
 3B: CHUMAKOV Alexander (RUS)
 Scorers - RIZA Areti (GRE), MOZOLA Pavol (SVK)
 TC - BILEK Bohumil (CZE), BUNTA Frantisek (SVK)

Start: 12:00 Time: 2:10 Attendance: 60
 Weather: sunny
 Game notes:
 CHERNOZEMSKY faced 4 batters in the 7th.
 SHOPSKI faced 3 batters in the 7th.





Qualifier EUROPEAN CUP '15

ATHENS, GREECE • 15th / 20th JUNE



Team's stats

	Atletico Alexandria	ROM
--	----------------------------	------------

(All games - Series A Sorted by Batting avg)

record: 1-4

Player	AVG	GP-GS	AB	R	H	2B	3B	HR	RBI	TB	SLG%	BB	HBP	SO	GDP	OB%	SF	SH	SB-ATT	PO	A	E	FLD%	
4 SECAREANU Cristia	.278	5-5	18	4	5	0	0	0	2	5	.278	2	0	4	0	.350	0	0	0-0	13	14	8	.771	
44 MIHAI Andrei....	.250	4-4	12	2	3	1	2	0	1	8	.667	4	0	3	1	.412	1	0	1-1	10	3	2	.867	
20 BARBELIAN Paul...	.250	5-4	12	2	3	0	0	0	3	3	.250	6	0	1	1	.500	0	0	2-3	16	1	1	.944	
9 PANAITESCU Dan C.	.190	5-5	21	0	4	1	0	0	2	5	.238	1	0	1	0	.227	0	0	0-0	15	3	4	.818	
5 PREDĂ Adrian....	.190	5-5	21	4	4	0	0	0	1	4	.190	0	1	2	1	.227	0	0	1-1	6	6	3	.800	
18 SERBANESCU Sorin.	.158	5-5	19	3	3	1	0	0	2	4	.211	2	1	0	0	.273	0	0	0-0	28	1	0	1.000	
23 SERBAN Iulian....	.111	5-5	18	2	2	1	0	0	2	3	.167	1	0	7	0	.158	0	0	0-1	9	0	1	.900	
16 MIRESCU Andrei...	.111	5-5	18	4	2	0	0	0	1	2	.111	4	0	4	0	.273	0	0	0-0	8	10	1	.947	

1 GAVRILA Catalin..	.333	1-1	3	0	1	0	0	0	0	1	.333	1	0	0	0	.500	0	0	0-0	3	3	1	.857	
11 MANOLE Lucian....	.300	4-4	10	3	3	0	0	0	0	3	.300	2	0	1	0	.417	0	0	0-0	11	2	0	1.000	
8 LAZAR Catalin....	.000	3-2	6	1	0	0	0	0	1	0	.000	2	0	3	0	.250	0	0	0-1	3	2	1	.833	
Totals.....	.190	5-5	158	25	30	4	2	0	15	38	.241	25	2	26	3	.306	1	0	4-7	122	45	22	.884	
Opponents.....	.314	5-5	185	49	58	7	5	0	36	75	.405	21	11	15	0	.409	3	2	10-13	126	58	14	.929	

LOB - Team (35), Opp (51). DPs turned - Team (0), Opp (3).

(All games - Series A Sorted by Earned run avg)

Player	ERA	W-L	APP	GS	CG	SHO/CBO	SV	IP	H	R	ER	BB	SO	2B	3B	HR	AB	B/Avg	WP	HBP	BK	SFA	SHA	
8 LAZAR Catalin....	4.50	1-0	2	2	1	0/0	0	14.0	18	14	7	4	4	1	0	0	61	.295	2	4	0	3	1	
23 SERBAN Iulian....	4.50	0-1	2	1	1	0/0	0	8.0	9	10	4	4	5	0	0	0	36	.250	2	0	0	0	0	
9 PANAITESCU Dan C.	10.00	0-1	1	1	1	0/0	0	9.0	14	10	10	4	3	2	3	0	42	.333	1	2	0	0	0	

44 MIHAI Andrei....	2.70	0-1	1	1	1	0/0	0	6.2	14	12	2	4	3	4	1	0	34	.412	1	4	1	0	1	
16 MIRESCU Andrei...	6.00	0-1	1	0	0	0/0	0	3.0	3	3	2	5	0	0	1	0	12	.250	3	1	0	0	0	
Totals.....	5.53	1-4	5	5	4	0/0	0	40.2	58	49	25	21	15	7	5	0	185	.314	9	11	1	3	2	
Opponents.....	2.36	4-1	5	5	1	0/0	0	42.0	30	25	11	25	26	4	2	0	158	.190	6	2	3	1	0	

PB - Team (3), MIHAI 2, MANOLE 1, Opp (1). Pickoffs - Team (1), PANAITESCU 1. SBA/ATT - MANOLE (7-8), MIHAI (6-7), LAZAR (3-4), PANAITESCU (3-3), MIRESCU (0-1), SECAREANU (1-1).

(All games - Series A Sorted by Fielding pct)

Player	C	PO	A	E	FLD%	Dps	SBA	CSB	SBA%	PB	CI
18 SERBANESCU Sorin.	29	28	1	0	1.000	0	0	0	---	0	0
11 MANOLE Lucian....	13	11	2	0	1.000	0	7	1	.875	1	0
16 MIRESCU Andrei...	19	8	10	1	.947	0	0	1	.000	0	0
20 BARBELIAN Paul...	18	16	1	1	.944	0	0	0	---	0	0
23 SERBAN Iulian....	10	9	0	1	.900	0	0	0	---	0	0
44 MIHAI Andrei....	15	10	3	2	.867	0	6	1	.857	2	0
1 GAVRILA Catalin..	7	3	3	1	.857	0	0	0	---	0	0
8 LAZAR Catalin....	6	3	2	1	.833	0	3	1	.750	0	0
9 PANAITESCU Dan C.	22	15	3	4	.818	0	3	0	1.000	0	0
5 PREDĂ Adrian....	15	6	6	3	.800	0	0	0	---	0	0
4 SECAREANU Cristia	35	13	14	8	.771	0	1	0	1.000	0	0
Totals.....	189	122	45	22	.884	0	10	3	.769	3	0
Opponents.....	198	126	58	14	.929	3	4	3	.571	1	0

Hitting minimums - 1 Games 1.0 AB/Game 2.7 TPA/Game
Pitching minimums - 1 Games 1.5 IP/Game





Qualifier EUROPEAN CUP '15

ATHENS, GREECE • 15th / 20th JUNE



Team's stats

	Blagoevgrad	BUL
--	--------------------	------------

(All games - Series A Sorted by Batting avg)

record: 4-1

Player	AVG	GP-GS	AB	R	H	2B	3B	HR	RBI	TB	SLG%	BB	HBP	SO	GDP	OB%	SF	SH	SB-ATT	PO	A	E	FLD%
10 NASSAPOV Dimitar..	.500	5-5	22	11	11	0	2	0	5	15	.682	5	0	2	0	.593	0	0	1-1	7	11	1	.947
99 BALABANSKI Kiril..	.429	5-5	21	3	9	1	0	0	7	10	.476	0	1	2	1	.435	1	1	1-2	11	13	5	.828
66 GEORGIEV Georgi..	.429	5-5	21	7	9	3	0	0	8	12	.571	2	0	1	0	.478	0	1	2-3	25	5	1	.968
28 TASHEV Alexander..	.316	5-4	19	4	6	1	0	0	3	7	.368	0	0	3	0	.300	1	0	0-0	9	1	2	.833
33 PETROV Petar D...	.304	5-5	23	5	7	0	1	0	4	9	.391	2	0	2	0	.360	0	0	0-0	6	5	0	1.000
16 TEMELKOV Strahilo	.300	5-5	20	8	6	2	1	0	3	10	.500	4	1	4	1	.440	0	0	2-2	22	0	0	1.000
27 DUNDALOV Hristo T	.250	4-3	12	6	3	0	0	0	1	3	.250	5	0	3	0	.471	0	0	0-0	9	5	0	1.000
25 DIMITROV Teodor..	.200	4-4	15	4	3	0	1	0	6	5	.333	2	1	1	0	.316	1	0	0-0	25	1	1	.963
39 TEMELKOV Hristian	.167	5-4	12	1	2	0	0	0	1	2	.167	2	2	5	0	.375	0	1	0-0	5	0	0	1.000

69 KYLE Christopher..	.600	1-1	5	1	3	1	0	0	0	4	.800	0	0	0	0	.600	0	0	0-0	0	3	0	1.000
31 SHOPSKI Venkov M.	.500	1-1	4	0	2	0	0	0	3	2	.500	0	0	0	0	.500	0	0	0-0	0	0	0	.000
13 CHERNOZEMSKY Evge	.400	2-2	5	5	2	1	0	0	3	3	.600	2	1	1	0	.625	0	0	0-0	0	1	0	1.000
1 MIHAILOV Viktor..	.333	1-1	3	2	1	0	0	0	0	1	.333	1	0	1	0	.500	0	0	0-0	4	1	0	1.000
11 KAMBITOV Stefan..	.000	1-0	1	0	0	0	0	0	0	0	.000	0	0	1	0	.000	0	0	0-0	0	0	0	.000
Totals.....	.350	5-5	183	57	64	9	5	0	44	83	.454	25	6	26	2	.438	3	3	6-8	123	48	10	.945
Opponents.....	.264	5-5	163	28	43	7	3	1	21	59	.362	10	8	36	3	.335	1	1	4-6	117	43	25	.865

LOB - Team (49), Opp (34). DPs turned - Team (4), Opp (3). CI - Team (0), Opp (1). Picked off - TEMELKOV H 1.

(All games - Series A Sorted by Earned run avg)

Player	ERA	W-L	APP	GS	CG	SHO/CBO	SV	IP	H	R	ER	BB	SO	2B	3B	HR	AB	B/Avg	WP	HBP	BK	SFA	SHA
69 KYLE Christopher..	0.00	1-0	3	1	0	0/0	1	8.0	7	2	0	1	7	1	0	0	29	.241	1	1	0	1	1
29 NEDELICHEV Yassen A	1.17	0-0	1	0	0	0/0	0	7.2	5	1	1	2	1	2	0	0	28	.179	1	1	0	0	0
13 CHERNOZEMSKY Evge	3.60	2-0	2	1	0	0/0	0	10.0	7	7	4	3	18	0	0	1	38	.184	0	2	0	0	0
21 BLAGOEV Alexander	8.10	1-1	4	2	0	0/0	0	10.0	15	11	9	3	8	3	3	0	43	.349	0	1	1	0	0

31 SHOPSKI Venkov M.	2.25	0-0	1	0	0	0/0	0	4.0	3	1	1	0	2	0	0	0	14	.214	0	0	0	0	0
25 DIMITROV Teodor..	20.25	0-0	1	1	0	0/0	0	1.1	6	6	3	1	0	1	0	0	11	.545	0	3	0	0	0
Totals.....	3.95	4-1	5	5	0	0/0	1	41.0	43	28	18	10	36	7	3	1	163	.264	2	8	1	1	1
Opponents.....	6.69	1-4	5	5	1	0/0	0	39.0	64	57	29	25	26	9	5	0	183	.350	6	6	0	3	3

PB - Team (1), GEORGIEV 1, Opp (4). Pickoffs - Team (0), Opp (1). SBA/ATT - TEMELKOV S (4-4), CHERNOZEMSKY (2-2), GEORGIEV (0-2), DIMITROV (1-1), KYLE (0-1), NEDELICHEV (1-1), BLAGOEV (0-1).

(All games - Series A Sorted by Fielding pct)

Player	C	PO	A	E	FLD%	Dps	SBA	CSB	SBA%	PB	CI
16 TEMELKOV Strahilo	22	22	0	0	1.000	1	4	0	1.000	0	0
27 DUNDALOV Hristo T	14	9	5	0	1.000	1	0	0	---	0	0
33 PETROV Petar D...	11	6	5	0	1.000	1	0	0	---	0	0
39 TEMELKOV Hristian	5	5	0	0	1.000	1	0	0	---	0	0
1 MIHAILOV Viktor..	5	4	1	0	1.000	0	0	0	---	0	0
69 KYLE Christopher..	3	0	3	0	1.000	0	0	1	.000	0	0
21 BLAGOEV Alexander	1	0	1	0	1.000	0	0	1	.000	0	0
13 CHERNOZEMSKY Evge	1	0	1	0	1.000	0	2	0	1.000	0	0
29 NEDELICHEV Yassen A	1	0	1	0	1.000	0	1	0	1.000	0	0
66 GEORGIEV Georgi..	31	25	5	1	.968	1	0	2	.000	1	0
25 DIMITROV Teodor..	27	25	1	1	.963	2	1	0	1.000	0	0
10 NASSAPOV Dimitar.	19	7	11	1	.947	1	0	0	---	0	0
28 TASHEV Alexander.	12	9	1	2	.833	1	0	0	---	0	0
99 BALABANSKI Kiril.	29	11	13	5	.828	2	0	0	---	0	0
11 KAMBITOV Stefan..	0	0	0	0	.000	0	0	0	---	0	0
31 SHOPSKI Venkov M.	0	0	0	0	.000	0	0	0	---	0	0
Totals.....	181	123	48	10	.945	4	4	2	.667	1	0
Opponents.....	185	117	43	25	.865	3	6	2	.750	4	1

Hitting minimums - 1 Games 1.0 AB/Game 2.7 TPA/Game
Pitching minimums - 1 Games 1.5 IP/Game





Qualifier EUROPEAN CUP '15

ATHENS, GREECE • 15th / 20th JUNE



Team's stats

Olympic sports school 42

RUS

(All games - Series A Sorted by Batting avg)

record: 1-4

Player	AVG	GP-GS	AB	R	H	2B	3B	HR	RBI	TB	SLG%	BB	HBP	SO	GDP	OB%	SF	SH	SB-ATT	PO	A	E	FLD%
23 MONAKHOV Maxim...	.438	5-4	16	7	7	1	1	0	4	10	.625	2	0	2	1	.450	2	0	2-4	3	7	0	1.000
18 LEONOV Denis....	.385	4-3	13	2	5	2	0	0	4	7	.538	2	1	2	0	.471	1	0	0-1	2	7	6	.600
30 MAKSIKOV Aleksan	.333	5-4	15	5	5	0	2	0	1	9	.600	3	1	0	0	.474	0	1	0-0	6	18	1	.960
38 VASILYEV Viachesl	.333	5-3	15	3	5	1	1	1	8	11	.733	2	1	2	1	.444	0	0	1-1	27	0	0	1.000
28 MAKARKIN Maksim..	.333	5-5	12	3	4	1	1	0	3	7	.583	1	0	2	0	.385	0	1	1-1	1	1	1	.667
11 ISMATOV Boris....	.313	5-5	16	3	5	0	0	0	1	5	.313	3	1	2	0	.429	1	0	0-1	8	1	0	1.000
71 KUZNETSOV Anton..	.267	4-3	15	4	4	0	0	0	1	4	.267	2	0	2	0	.353	0	0	2-2	17	1	1	.947
27 TARASOV Aleksandr	.231	4-3	13	3	3	0	0	1	2	6	.462	0	1	2	0	.286	0	0	2-2	13	0	0	1.000
35 VOROTILIN Sergei..	.176	5-4	17	1	3	0	0	0	1	3	.176	1	0	3	1	.222	0	0	0-0	31	0	2	.939
4 NEFEDOV Dmitry...	.600	3-1	5	3	3	0	1	0	1	5	1.000	1	0	0	0	.667	0	0	3-3	4	4	3	.727
3 SELIVANOV Nikita..	.333	5-4	12	2	4	0	0	0	0	4	.333	1	0	3	0	.385	0	0	0-0	5	5	2	.833
12 MURADOV Alexander	.000	4-2	7	0	0	0	0	0	0	0	.000	1	0	2	0	.125	0	2	0-0	1	0	0	1.000
55 ALEKSEEV Ivan....	.000	2-2	4	1	0	0	0	0	0	0	.000	0	2	3	1	.333	0	1	1-1	1	1	1	.667
5 TRETAKOV Andrey..	.000	2-1	2	0	0	0	0	0	0	0	.000	0	0	2	0	.000	0	0	0-0	0	0	0	.000
31 BOSCOLO Fiore S..	.000	1-1	2	0	0	0	0	0	0	0	.000	0	0	1	0	.000	0	0	0-0	2	0	0	1.000
47 TKACHEV Maxim....	.000	1-1	0	0	0	0	0	0	0	0	.000	0	0	0	0	.000	0	0	0-0	0	0	1	.000
Totals.....	.293	5-5	164	37	48	5	6	2	26	71	.433	19	7	28	4	.381	4	5	12-16	121	46	19	.898
Opponents.....	.286	5-5	182	48	52	6	6	1	37	73	.401	28	6	35	0	.394	2	1	16-16	126	43	9	.949

LOB - Team (36), Opp (50). DPs turned - Team (0), Opp (5). IBB - Team (1), VASILYEV 1.

(All games - Series A Sorted by Earned run avg)

Player	ERA	W-L	APP	GS	CG	SHO/CBO	SV	IP	H	R	ER	BB	SO	2B	3B	HR	AB	B/Avg	WP	HBP	BK	SFA	SHA
18 LEONOV Denis....	3.24	0-1	1	1	1	0/0	0	8.1	8	4	3	0	14	2	0	0	33	.242	0	1	0	0	0
28 MAKARKIN Maksim..	8.38	0-1	2	1	0	0/0	0	9.2	16	10	9	2	6	1	3	0	45	.356	0	2	0	0	1
39 UDALOV Roman....	0.00	0-0	2	1	0	0/0	0	6.1	3	5	0	9	1	0	0	0	23	.130	0	0	1	1	0
27 TARASOV Aleksandr	3.86	1-0	1	1	0	0/0	0	7.0	6	9	3	9	6	0	0	0	29	.207	2	1	1	1	0
23 MONAKHOV Maxim...	8.10	0-0	3	0	0	0/0	0	3.1	4	3	3	1	2	0	0	1	16	.250	1	0	0	0	0
12 MURADOV Alexander	13.50	0-1	2	0	0	0/0	0	2.0	4	3	3	2	1	2	0	0	10	.400	0	0	0	0	0
4 NEFEDOV Dmitry...	20.25	0-0	2	0	0	0/0	0	1.1	4	5	3	2	3	0	1	0	10	.400	2	1	0	0	0
71 KUZNETSOV Anton..	30.86	0-1	1	1	0	0/0	0	2.1	7	9	8	3	2	1	2	0	16	.438	0	1	0	0	0
Totals.....	7.14	1-4	5	5	1	0/0	0	40.1	52	48	32	28	35	6	6	1	182	.286	5	6	2	2	1
Opponents.....	5.57	4-1	5	5	1	0/0	0	42.0	48	37	26	19	28	5	6	2	164	.293	7	7	1	4	5

PB - Team (3), VOROTILIN 3. Pickoffs - Team (2), LEONOV 2. SBA/ATT - VOROTILIN (8-8), ISMATOV (7-7), NEFEDOV (4-4), UDALOV (3-3), MAKARKIN (3-3), LEONOV (2-2), KUZNETSOV (2-2), MONAKHOV M (1-1), TARASOV (1-1), MURADOV (1-1).

(All games - Series A Sorted by Fielding pct)

Player	C	PO	A	E	FLD%	Dps	SBA	CSB	SBA%	PB	CI
38 VASILYEV Viachesl	27	27	0	0	1.000	0	0	0	---	0	0
27 TARASOV Aleksandr	13	13	0	0	1.000	0	1	0	1.000	0	0
23 MONAKHOV Maxim...	10	3	7	0	1.000	0	1	0	1.000	0	0
11 ISMATOV Boris....	9	8	1	0	1.000	0	7	0	1.000	0	0
31 BOSCOLO Fiore S..	2	2	0	0	1.000	0	0	0	---	0	0
12 MURADOV Alexander	1	1	0	0	1.000	0	1	0	1.000	0	0
30 MAKSIKOV Aleksan	25	6	18	1	.960	0	0	0	---	0	0
71 KUZNETSOV Anton..	19	17	1	1	.947	0	2	0	1.000	0	0
35 VOROTILIN Sergei..	33	31	0	2	.939	0	8	0	1.000	3	0
3 SELIVANOV Nikita..	12	5	5	2	.833	0	0	0	---	0	0
4 NEFEDOV Dmitry...	11	4	4	3	.727	0	4	0	1.000	0	0
55 ALEKSEEV Ivan....	3	1	1	1	.667	0	0	0	---	0	0
28 MAKARKIN Maksim..	3	1	1	1	.667	0	3	0	1.000	0	0
18 LEONOV Denis....	15	2	7	6	.600	0	2	0	1.000	0	0
39 UDALOV Roman....	2	0	1	1	.500	0	3	0	1.000	0	0
47 TKACHEV Maxim....	1	0	0	1	.000	0	0	0	---	0	0
5 TRETAKOV Andrey..	0	0	0	0	.000	0	0	0	---	0	0
Totals.....	186	121	46	19	.898	0	16	0	1.000	3	0
Opponents.....	178	126	43	9	.949	5	12	4	.750	0	0

Hitting minimums - 1 Games 1.0 AB/Game 2.7 TPA/Game
Pitching minimums - 1 Games 1.5 IP/Game





Qualifier EUROPEAN CUP '15

ATHENS, GREECE • 15th / 20th JUNE



Team's stats

Panathinaikos BC

(All games - Series A Sorted by Batting avg)

record: 2-3

Player	AVG	GP-GS	AB	R	H	2B	3B	HR	RBI	TB	SLG%	BB	HBP	SO	GDP	OB%	SF	SH	SB-ATT	PO	A	E	FLD%
2 GILMOUR Keith W..	.412	5-4	17	5	7	1	0	0	0	8	.471	3	0	3	1	.500	0	1	1-1	15	9	3	.889
22 GOUNARIS Alexandr	.400	5-5	20	3	8	0	0	0	7	8	.400	2	1	2	0	.458	1	0	5-6	4	12	2	.889
12 LEKAS Thomas J...	.316	5-4	19	5	6	2	1	0	4	10	.526	0	4	1	0	.435	0	0	5-5	7	11	2	.900
38 MAZARAKIS Emmanue	.294	4-3	17	4	5	0	0	1	1	8	.471	0	0	0	0	.294	0	0	1-1	29	3	2	.941
20 GOUOREN Max T....	.263	5-5	19	7	5	2	0	1	4	10	.526	6	0	1	0	.440	0	0	6-6	8	2	0	1.000
14 KAPOTHANASIS Kons	.214	4-4	14	4	3	1	0	0	3	4	.286	1	0	2	0	.267	0	0	0-0	7	1	0	1.000
42 ZACHOS Iason A...	.200	4-4	15	2	3	1	0	0	1	4	.267	2	2	4	0	.368	0	0	0-0	2	6	2	.800
77 CHATZIKYRIAKOS Di	.167	5-3	12	3	2	0	0	0	0	2	.167	2	0	6	0	.286	0	0	0-0	22	2	0	1.000
7 SOULIS Georgios..	.143	4-3	14	1	2	0	1	0	2	4	.286	0	0	5	0	.143	0	0	0-0	3	1	1	.800

27 PIPERGIAS Georgio	.250	3-3	8	1	2	0	0	0	0	2	.250	2	0	2	1	.400	0	0	1-1	5	2	3	.700
8 MAZARAKIS Nikolao	.250	2-1	4	1	1	0	0	0	1	1	.250	0	0	2	0	.250	0	0	0-0	1	0	0	1.000
21 RASOOL Akhtar....	.250	1-1	4	0	1	0	0	0	0	1	.250	1	0	0	0	.400	0	0	0-0	2	0	0	1.000
13 SYKARAS Panagiotti	.143	4-3	7	2	1	0	0	0	2	1	.143	4	1	5	0	.500	0	0	1-1	23	3	1	.963
3 TOUNTAS Piter N..	.000	1-1	5	0	0	0	0	0	0	0	.000	0	0	3	0	.000	0	0	0-0	0	2	0	1.000
10 TSOULOUFAS Georgi	.000	1-1	2	0	0	0	0	0	0	0	.000	0	0	1	0	.000	0	0	0-0	0	0	0	.000
66 FRADELLOS Garyfall	.000	1-0	0	0	0	0	0	0	0	0	.000	0	0	0	0	.000	0	0	0-0	0	0	0	.000
Totals.....	.260	5-5	177	38	46	7	2	2	25	63	.356	23	8	37	2	.368	1	1	20-21	128	54	16	.919
Opponents.....	.264	5-5	174	34	46	5	5	1	26	64	.368	23	3	36	1	.356	2	3	15-17	128	46	16	.916

LOB - Team (44), Opp (44). DPs turned - Team (1), Opp (3). CI - Team (1), MAZARAKIS E 1.

(All games - Series A Sorted by Earned run avg)

Player	ERA	W-L	APP	GS	CG	SHO/CBO	SV	IP	H	R	ER	BB	SO	2B	3B	HR	AB	B/Avg	WP	HBP	BK	SFA	SHA
13 SYKARAS Panagiotti	2.63	0-2	3	1	1	0/0	0	13.2	14	10	4	2	19	1	1	0	55	.255	2	0	0	1	0
22 GOUNARIS Alexandr	3.52	1-1	2	1	0	0/0	0	7.2	9	8	3	9	3	1	2	0	29	.310	1	1	0	1	2
20 GOUOREN Max T....	5.06	0-0	2	1	0	0/0	0	10.2	15	9	6	4	11	0	2	1	49	.306	0	2	0	0	1

42 ZACHOS Iason A...	1.29	1-0	1	1	1	0/0	0	7.0	4	2	1	2	2	2	0	0	25	.160	0	0	0	0	0
12 LEKAS Thomas J...	10.80	0-0	1	0	0	0/0	0	1.2	2	2	2	1	0	1	0	0	8	.250	0	0	1	0	0
14 KAPOTHANASIS Kons	13.50	0-0	1	1	0	0/0	0	2.0	2	3	3	5	1	0	0	0	8	.250	0	0	0	0	0
Totals.....	4.01	2-3	5	5	2	0/0	0	42.2	46	34	19	23	36	5	5	1	174	.264	3	3	1	2	3
Opponents.....	4.22	3-2	5	5	1	0/0	1	42.2	46	38	20	23	37	7	2	2	177	.260	4	8	1	1	1

PB - Team (1), MAZARAKIS E 1. Pickoffs - Team (1), GOUNARIS 1. SBA/ATT - MAZARAKIS E (7-9), GILMOUR (7-7), GOUOREN (7-7), SYKARAS (4-4), KAPOTHANASIS (2-2), LEKAS (2-2), PIPERGIAS (1-1), ZACHOS (0-1), GOUNARIS (0-1).

(All games - Series A Sorted by Fielding pct)

Player	C	PO	A	E	FLD%	Dps	SBA	CSB	SBA%	PB	CI
77 CHATZIKYRIAKOS Di	24	22	2	0	1.000	0	0	0	---	0	0
20 GOUOREN Max T....	10	8	2	0	1.000	0	7	0	1.000	0	0
14 KAPOTHANASIS Kons	8	7	1	0	1.000	0	2	0	1.000	0	0
21 RASOOL Akhtar....	2	2	0	0	1.000	0	0	0	---	0	0
3 TOUNTAS Piter N..	2	0	2	0	1.000	1	0	0	---	0	0
8 MAZARAKIS Nikolao	1	1	0	0	1.000	0	0	0	---	0	0
13 SYKARAS Panagiotti	27	23	3	1	.963	1	4	0	1.000	0	0
38 MAZARAKIS Emmanue	34	29	3	2	.941	0	7	2	.778	1	1
12 LEKAS Thomas J...	20	7	11	2	.900	1	2	0	1.000	0	0
2 GILMOUR Keith W..	27	15	9	3	.889	0	7	0	1.000	0	0
22 GOUNARIS Alexandr	18	4	12	2	.889	0	0	1	.000	0	0
42 ZACHOS Iason A...	10	2	6	2	.800	0	0	1	.000	0	0
7 SOULIS Georgios..	5	3	1	1	.800	0	0	0	---	0	0
27 PIPERGIAS Georgio	10	5	2	3	.700	0	1	0	1.000	0	0
66 FRADELLOS Garyfall	0	0	0	0	.000	0	0	0	---	0	0
10 TSOULOUFAS Georgi	0	0	0	0	.000	0	0	0	---	0	0
Totals.....	198	128	54	16	.919	1	15	2	.882	1	1
Opponents.....	190	128	46	16	.916	3	20	1	.952	0	0

Hitting minimums - 1 Games 1.0 AB/Game 2.7 TPA/Game
Pitching minimums - 1 Games 1.5 IP/Game





Qualifier EUROPEAN CUP '15

ATHENS, GREECE • 15th / 20th JUNE



Team's stats

	Vienna Metrostars	AUT
--	--------------------------	------------

(All games - Series A Sorted by Batting avg)

record: 4-1

Player	AVG	GP-GS	AB	R	H	2B	3B	HR	RBI	TB	SLG%	BB	HBP	SO	GDP	OB%	SF	SH	SB-ATT	PO	A	E	FLD%
38 LOFFLER Dominik..	.450	5-5	20	5	9	1	1	0	4	12	.600	3	2	4	0	.560	0	0	2-2	9	0	2	.818
48 SCHERMER Tobias..	.400	4-4	15	4	6	3	2	0	5	13	.867	1	2	2	0	.500	0	0	2-2	10	1	0	1.000
7 WEISER Hubert....	.318	5-5	22	5	7	2	0	0	3	9	.409	3	0	6	0	.400	0	0	1-1	11	12	2	.920
14 HILLIARD Alexande	.318	5-5	22	4	7	1	2	0	5	12	.545	1	0	4	0	.348	0	0	1-1	10	17	7	.794
52 ALZINGER Richard.	.294	4-4	17	3	5	1	0	0	0	6	.353	1	0	1	1	.333	0	0	1-1	2	0	0	1.000
13 LETOUZE Didier...	.278	4-4	18	3	5	0	0	0	2	5	.278	0	0	4	0	.278	0	0	0-0	27	0	0	1.000
3 FERAK Peter.....	.235	4-4	17	2	4	1	0	0	3	5	.294	0	1	7	0	.278	0	0	0-0	21	0	0	1.000
37 NIEL Elias.....	.214	5-3	14	2	3	0	0	0	2	3	.214	1	0	1	0	.267	0	0	1-1	9	12	0	1.000
21 DORFFNER David...	.214	4-4	14	2	3	1	0	0	1	4	.286	1	0	4	0	.267	0	0	1-1	5	0	0	1.000

22 RIGELE Lukas.....	.333	5-1	6	1	2	0	0	0	1	2	.333	0	1	2	0	.429	0	0	0-1	8	1	0	1.000
4 SIMONSEN Jakob...	.167	3-3	12	2	2	0	0	0	1	2	.167	0	1	4	0	.231	0	0	1-1	16	8	0	1.000
55 NIEL Florian.....	.125	3-2	8	0	1	0	0	0	0	1	.125	0	0	2	0	.125	0	0	0-0	5	4	1	.900
2 HILLIARD John T..	.000	1-1	5	0	0	0	0	0	0	0	.000	0	0	1	0	.000	0	0	0-0	4	1	0	1.000
Totals.....	.284	5-5	190	33	54	10	5	0	27	74	.389	11	7	42	1	.346	0	0	10-11	138	60	13	.938
Opponents.....	.216	5-5	171	20	37	5	2	1	12	49	.287	12	5	29	6	.284	2	2	5-6	133	53	11	.944

LOB - Team (44), Opp (36). DPs turned - Team (9), Opp (2). Picked off - NIEL E 1, DORFFNER 1, LETOUZE 1.

(All games - Series A Sorted by Earned run avg)

Player	ERA	W-L	APP	GS	CG	SHO/CBO	SV	IP	H	R	ER	BB	SO	2B	3B	HR	AB	B/Avg	WP	HBP	BK	SFA	SHA
4 SIMONSEN Jakob...	0.00	2-0	2	1	0	0/0	0	11.0	6	2	0	2	6	1	1	0	38	.158	0	0	0	0	0
51 CESKA Marcel.....	1.08	0-0	2	1	0	0/0	0	8.1	6	3	1	0	5	0	0	1	29	.207	0	0	0	0	1
2 HILLIARD John T..	2.38	1-0	2	1	0	0/0	0	11.1	13	4	3	3	3	1	0	45	.289	0	1	0	0	1	0
54 JONES Timothy....	6.48	1-1	2	0	0	0/0	0	8.1	7	7	6	3	8	1	0	0	32	.219	2	2	0	0	1

77 TEUFEL Matthias..	3.86	0-0	2	2	0	0/0	0	7.0	5	4	3	4	7	0	0	0	27	.185	1	2	0	0	1
Totals.....	2.54	4-1	5	5	0	0/0	0	46.0	37	20	13	12	29	5	2	1	171	.216	3	5	0	2	2
Opponents.....	5.08	1-4	5	5	3	0/0	0	44.1	54	33	25	11	42	10	5	0	190	.284	3	7	0	0	0

PB - Team (1), SIMONSEN 1, Opp (2). Pickoffs - Team (0), Opp (3). SBA/ATT - TEUFEL (3-4), RIGELE (3-3), SIMONSEN (1-2), HILLIARD J (1-1), CESKA (1-1), JONES (1-1).

(All games - Series A Sorted by Fielding pct)

Player	C	PO	A	E	FLD%	Dps	SBA	CSB	SBA%	PB	CI
13 LETOUZE Didier...	27	27	0	0	1.000	3	0	0	---	0	0
4 SIMONSEN Jakob...	24	16	8	0	1.000	3	1	1	.500	1	0
37 NIEL Elias.....	21	9	12	0	1.000	7	0	0	---	0	0
3 FERAK Peter.....	21	21	0	0	1.000	4	0	0	---	0	0
48 SCHERMER Tobias..	11	10	1	0	1.000	0	0	0	---	0	0
22 RIGELE Lukas.....	9	8	1	0	1.000	0	3	0	1.000	0	0
2 HILLIARD John T..	5	4	1	0	1.000	0	1	0	1.000	0	0
21 DORFFNER David...	5	5	0	0	1.000	0	0	0	---	0	0
52 ALZINGER Richard.	2	2	0	0	1.000	0	0	0	---	0	0
51 CESKA Marcel.....	1	1	0	0	1.000	0	1	0	1.000	0	0
77 TEUFEL Matthias..	1	0	1	0	1.000	0	3	1	.750	0	0
7 WEISER Hubert....	25	11	12	2	.920	1	0	0	---	0	0
55 NIEL Florian.....	10	5	4	1	.900	1	0	0	---	0	0
38 LOFFLER Dominik..	11	9	0	2	.818	0	0	0	---	0	0
14 HILLIARD Alexande	34	10	17	7	.794	4	0	0	---	0	0
54 JONES Timothy....	4	0	3	1	.750	0	1	0	1.000	0	0
Totals.....	211	138	60	13	.938	9	5	1	.833	1	0
Opponents.....	197	133	53	11	.944	2	10	1	.909	2	0

Hitting minimums - 1 Games 1.0 AB/Game 2.7 TPA/Game
Pitching minimums - 1 Games 1.5 IP/Game



Qualifier EUROPEAN CUP '15

ATHENS, GREECE • 15th / 20th JUNE



Team's stats

Zurich Barracudas

SUI

(All games - Series A Sorted by Batting avg)

record: 3-2

Player	AVG	GP-GS	AB	R	H	2B	3B	HR	RBI	TB	SLG%	BB	HBP	SO	GDP	OB%	SF	SH	SB-ATT	PO	A	E	FLD%
4 WISCHNEWSKI Harry	.400	4-4	15	6	6	0	0	0	1	6	.400	1	3	1	0	.526	0	0	2-4	11	0	1	.917
21 COMA Nderim.....	.278	5-5	18	1	5	0	1	0	5	7	.389	2	0	5	0	.333	1	0	0-0	24	2	1	.963
22 BERGER Elliot....	.263	5-5	19	1	5	0	0	0	0	5	.263	1	0	4	0	.300	0	1	0-0	4	0	0	1.000
47 SCHNIDER Marc.....	.211	5-4	19	3	4	0	0	0	2	4	.211	0	0	5	0	.200	1	1	1-1	12	4	4	.800
17 UHLE Shane.....	.211	5-5	19	3	4	1	1	0	5	7	.368	3	0	0	0	.318	0	0	4-4	31	6	0	1.000
3 CROUSE Joshua....	.167	5-5	18	4	3	1	1	0	2	6	.333	3	2	3	0	.333	1	0	0-0	13	16	5	.853
28 BRUCE Colin.....	.167	4-4	12	3	2	0	0	0	0	2	.167	2	0	4	0	.286	0	0	1-1	6	4	3	.769
2 GEORGIEV Strahil..	.150	5-5	20	1	3	0	0	0	1	3	.150	2	0	4	0	.227	0	0	1-1	15	3	1	.947

9 MICHALS Christoph	.500	3-2	6	1	3	0	0	0	4	3	.500	1	0	0	0	.571	0	0	1-1	2	3	0	1.000
7 OCHSNER Marcel...	.333	1-1	3	1	1	0	0	0	0	1	.333	1	0	0	0	.500	0	0	0-1	0	0	0	.000
14 BRUCE Alexander..	.286	3-1	7	0	2	0	0	0	1	2	.286	0	0	0	0	.286	0	0	0-0	1	3	0	1.000
20 BERCHTOLD Frank..	.250	2-1	4	0	1	0	0	0	0	1	.250	0	1	0	0	.400	0	0	0-0	1	0	0	1.000
12 RUESCH Andreas...	.200	3-3	10	1	2	0	0	0	0	2	.200	0	0	3	0	.200	0	1	0-0	3	0	1	.750
73 SAVOLDELLI Roger..	.000	1-0	1	0	0	0	0	0	0	0	.000	0	0	1	0	.000	0	0	0-0	0	0	0	.000
Totals.....	.240	5-5	171	25	41	2	3	0	21	49	.287	16	6	30	0	.321	3	3	10-13	123	42	16	.912
Opponents.....	.280	5-5	168	36	47	7	2	0	26	58	.345	25	3	38	2	.379	2	3	12-18	125	52	21	.894

LOB - Team (49), Opp (42). DPs turned - Team (2). IBB - Team (0), Opp (1).

(All games - Series A Sorted by Earned run avg)

Player	ERA	W-L	APP	GS	CG	SHO/CBO	SV	IP	H	R	ER	BB	SO	2B	3B	HR	AB	B/Avg	WP	HBP	BK	SFA	SHA
9 MICHALS Christoph	3.00	1-0	1	1	1	0/0	0	9.0	7	4	3	2	6	0	0	0	30	.233	1	1	0	1	2

21 COMA Nderim.....	0.00	0-1	1	1	0	0/0	0	3.2	14	14	0	2	2	2	1	0	28	.500	0	0	0	0	1
3 CROUSE Joshua....	0.00	1-0	1	0	0	0/0	0	3.0	2	0	0	1	6	0	0	0	10	.200	0	0	0	0	0
73 SAVOLDELLI Roger..	1.59	1-1	2	0	0	0/0	0	5.2	6	1	1	0	2	1	0	0	23	.261	1	0	0	0	0
36 LEVINE Michael...	2.45	0-0	2	0	0	0/0	0	3.2	5	2	1	2	2	1	0	0	16	.313	1	1	0	0	0
20 BERCHTOLD Frank..	3.86	0-0	1	0	0	0/0	0	2.1	1	1	1	3	5	0	0	0	7	.143	2	1	0	1	0
14 BRUCE Alexander..	5.40	0-0	1	0	0	0/0	0	1.2	1	2	1	2	1	0	0	0	5	.200	0	0	0	0	0
10 LEVINE Daniel....	6.00	0-0	1	1	0	0/0	0	6.0	5	4	4	3	8	2	1	0	24	.208	0	0	0	0	0
12 RUESCH Andreas...	10.50	0-0	2	2	0	0/0	0	6.0	6	8	7	10	6	1	0	0	25	.240	2	0	0	0	0
Totals.....	3.95	3-2	5	5	1	0/0	0	41.0	47	36	18	25	38	7	2	0	168	.280	7	3	0	2	3
Opponents.....	3.02	2-3	5	5	1	0/0	0	41.2	41	25	14	16	30	2	3	0	171	.240	3	6	0	3	3

PB - Team (1), UHLE 1, Opp (3). SBA/ATT - UHLE (7-11), GEORGIEV (5-7), MICHALS (4-6), CROUSE (2-3), SAVOLDELLI (1-3), LEVINE M (3-3), COMA (1-2), RUESCH (1-1).

(All games - Series A Sorted by Fielding pct)

Player	C	PO	A	E	FLD%	Dps	SBA	CSB	SBA%	PB	CI
17 UHLE Shane.....	37	31	6	0	1.000	0	7	4	.636	1	0
9 MICHALS Christoph	5	2	3	0	1.000	0	4	2	.667	0	0
14 BRUCE Alexander..	4	1	3	0	1.000	0	0	0	---	0	0
22 BERGER Elliot....	4	4	0	0	1.000	0	0	0	---	0	0
36 LEVINE Michael...	1	0	1	0	1.000	1	3	0	1.000	0	0
20 BERCHTOLD Frank..	1	1	0	0	1.000	0	0	0	---	0	0
21 COMA Nderim.....	27	24	2	1	.963	2	1	1	.500	0	0
2 GEORGIEV Strahil..	19	15	3	1	.947	0	5	2	.714	0	0
4 WISCHNEWSKI Harry	12	11	0	1	.917	0	0	0	---	0	0
3 CROUSE Joshua....	34	13	16	5	.853	2	2	1	.667	0	0
47 SCHNIDER Marc.....	20	12	4	4	.800	0	0	0	---	0	0
28 BRUCE Colin.....	13	6	4	3	.769	0	0	0	---	0	0
12 RUESCH Andreas...	4	3	0	1	.750	0	1	0	1.000	0	0
10 LEVINE Daniel....	0	0	0	0	.000	0	0	0	---	0	0
7 OCHSNER Marcel...	0	0	0	0	.000	0	0	0	---	0	0
73 SAVOLDELLI Roger..	0	0	0	0	.000	0	1	2	.333	0	0
Totals.....	181	123	42	16	.912	2	12	6	.667	1	0
Opponents.....	198	125	52	21	.894	0	10	3	.769	3	0

Hitting minimums - 1 Games 1.0 AB/Game 2.7 TPA/Game
Pitching minimums - 1 Games 1.5 IP/Game





Qualifier EUROPEAN CUP '15

ATHENS, GREECE • 15th / 20th JUNE



Leaders Summary

Batting Leaders (as of Jun 20, 2015)
(All games - Series A)

Hitting minimums - 1 Games 1.0 AB/Game 2.7 TPA/Game
Pitching minimums - 1 Games 1.5 IP/Game

Batting avg

1. NASSAPOV Dimitar, BUL.....	.500
2. LOFFLER Dominik, AUT.....	.450
3. MONAKHOV Maxim, RUS.....	.438
4. GEORGIEV Georgi, BUL.....	.429
BALABANSKI Kiril, BUL.....	.429
6. GILMOUR Keith W, GRE.....	.412
7. GOUNARIS Alexandro, GRE....	.400
WISCHNEWSKI Harry, SUI.....	.400
SCHERMER Tobias, AUT.....	.400
10. LEONOV Denis, RUS.....	.385

Slugging pct

1. SCHERMER Tobias, AUT.....	.867
2. VASILYEV Viachesla, RUS....	.733
3. NASSAPOV Dimitar, BUL.....	.682
4. MIHAI Andrei, ROM.....	.667
5. MONAKHOV Maxim, RUS.....	.625
6. LOFFLER Dominik, AUT.....	.600
MAKSIKOV Aleksand, RUS....	.600
8. MAKARKIN Maksim, RUS.....	.583
9. GEORGIEV Georgi, BUL.....	.571
10. HILLIARD Alexander, AUT....	.545

On base pct

1. NASSAPOV Dimitar, BUL.....	.593
2. LOFFLER Dominik, AUT.....	.560
3. WISCHNEWSKI Harry, SUI.....	.526
4. GILMOUR Keith W, GRE.....	.500
SCHERMER Tobias, AUT.....	.500
BARBELIAN Paul, ROM.....	.500
7. GEORGIEV Georgi, BUL.....	.478
8. MAKSIKOV Aleksand, RUS....	.474
9. LEONOV Denis, RUS.....	.471
DUNDALOV Hristo T, BUL.....	.471

Runs scored

1. NASSAPOV Dimitar, BUL.....	11
2. TEMELKOV Strahilov, BUL....	8
3. MONAKHOV Maxim, RUS.....	7
GOUOREN Max T, GRE.....	7
GEORGIEV Georgi, BUL.....	7
6. WISCHNEWSKI Harry, SUI.....	6
DUNDALOV Hristo T, BUL.....	6
8. 7 tied at.....	5

Hits

1. NASSAPOV Dimitar, BUL.....	11
2. GEORGIEV Georgi, BUL.....	9
BALABANSKI Kiril, BUL.....	9
LOFFLER Dominik, AUT.....	9
5. GOUNARIS Alexandro, GRE....	8
6. PETROV Petar D, BUL.....	7
WEISER Hubert, AUT.....	7
HILLIARD Alexander, AUT....	7
GILMOUR Keith W, GRE.....	7
MONAKHOV Maxim, RUS.....	7

Runs batted in

1. GEORGIEV Georgi, BUL.....	8
VASILYEV Viachesla, RUS....	8
3. BALABANSKI Kiril, BUL.....	7
GOUNARIS Alexandro, GRE....	7
5. DIMITROV Teodor, BUL.....	6
6. SCHERMER Tobias, AUT.....	5
UHLE Shane, SUI.....	5
NASSAPOV Dimitar, BUL.....	5
COMA Nderim, SUI.....	5
HILLIARD Alexander, AUT....	5

Doubles

1. GEORGIEV Georgi, BUL.....	3
SCHERMER Tobias, AUT.....	3
3. GOUOREN Max T, GRE.....	2
LEKAS Thomas J, GRE.....	2
LEONOV Denis, RUS.....	2
TEMELKOV Strahilov, BUL....	2
WEISER Hubert, AUT.....	2
8. 21 tied at.....	1

Triples

1. MAKSIKOV Aleksand, RUS....	2
HILLIARD Alexander, AUT....	2
SCHERMER Tobias, AUT.....	2
NASSAPOV Dimitar, BUL.....	2
MIHAI Andrei, ROM.....	2
6. 13 tied at.....	1

Home runs

1. TARASOV Aleksandr, RUS....	1
GOUOREN Max T, GRE.....	1
MAZARAKIS Emmanuel, GRE....	1
VASILYEV Viachesla, RUS....	1

Total bases

1. NASSAPOV Dimitar, BUL.....	15
2. SCHERMER Tobias, AUT.....	13
3. LOFFLER Dominik, AUT.....	12
HILLIARD Alexander, AUT....	12
GEORGIEV Georgi, BUL.....	12
6. VASILYEV Viachesla, RUS....	11
7. 5 tied at.....	10

Walks

1. BARBELIAN Paul, ROM.....	6
GOUOREN Max T, GRE.....	6
3. DUNDALOV Hristo T, BUL....	5
NASSAPOV Dimitar, BUL.....	5
5. SYKARAS Panagiotis, GRE....	4
MIHAI Andrei, ROM.....	4
TEMELKOV Strahilov, BUL....	4
MIRESCU Andrei, ROM.....	4
9. 7 tied at.....	3

Hit by pitch

1. LEKAS Thomas J, GRE.....	4
2. WISCHNEWSKI Harry, SUI.....	3
3. ZACHOS Iason A, GRE.....	2
TEMELKOV Hristian, BUL....	2
LOFFLER Dominik, AUT.....	2
ALEKSEEV Ivan, RUS.....	2
SCHERMER Tobias, AUT.....	2
CROUSE Joshua, SUI.....	2
9. 17 tied at.....	1

Sac bunts

1. MURADOV Alexander, RUS....	2
2. 10 tied at.....	1

Sac flies

1. MONAKHOV Maxim, RUS.....	2
2. 10 tied at.....	1

Stolen bases

1. GOUOREN Max T, GRE.....	6
2. LEKAS Thomas J, GRE.....	5
GOUNARIS Alexandro, GRE....	5
4. UHLE Shane, SUI.....	4
5. NEFEDOV Dmitry, RUS.....	3
6. 9 tied at.....	2

Total plate appearances

1. NASSAPOV Dimitar, BUL.....	27
2. TEMELKOV Strahilov, BUL....	25
GOUOREN Max T, GRE.....	25
WEISER Hubert, AUT.....	25
LOFFLER Dominik, AUT.....	25
PETROV Petar D, BUL.....	25
7. GOUNARIS Alexandro, GRE....	24
GEORGIEV Georgi, BUL.....	24
CROUSE Joshua, SUI.....	24
BALABANSKI Kiril, BUL.....	24

At bats

1. PETROV Petar D, BUL.....	23
2. HILLIARD Alexander, AUT....	22
NASSAPOV Dimitar, BUL.....	22
WEISER Hubert, AUT.....	22
5. GEORGIEV Georgi, BUL.....	21
PANAITESCU Dan C, ROM.....	21
BALABANSKI Kiril, BUL.....	21
PREDA Adrian, ROM.....	21
9. 4 tied at.....	20

Steal attempts

1. GOUNARIS Alexandro, GRE....	6
GOUOREN Max T, GRE.....	6
3. LEKAS Thomas J, GRE.....	5
4. MONAKHOV Maxim, RUS.....	4
WISCHNEWSKI Harry, SUI.....	4
UHLE Shane, SUI.....	4
7. NEFEDOV Dmitry, RUS.....	3
GEORGIEV Georgi, BUL.....	3
BARBELIAN Paul, ROM.....	3
10.6 tied at.....	2

Strikeouts

1. SERBAN Iulian, ROM.....	7
PERAK Peter, AUT.....	7
3. WEISER Hubert, AUT.....	6
CHATZYKIRIAKOS Dim, GRE....	6
5. COMA Nderim, SUI.....	5
TEMELKOV Hristian, BUL....	5
SCHNIDER Marc, SUI.....	5
SOULIS Georgios, GRE.....	5
SYKARAS Panagiotis, GRE....	5
10.12 tied at.....	4

Caught stealing

1. MONAKHOV Maxim, RUS.....	2
WISCHNEWSKI Harry, SUI.....	2
3. 10 tied at.....	1

Grounded into DP

1. 12 tied at.....	1
--------------------	---



Qualifier EUROPEAN CUP '15

ATHENS, GREECE • 15th / 20th JUNE



Batting Analysis Leaders (as of Jun 20, 2015)

(All games - Series A)

Hitting minimums - 1 Games 1.0 AB/Game 2.7 TPA/Game
Pitching minimums - 1 Games 1.5 IP/Game

Avg vs left

1. GOUOREN Max T, GRE.....	1.000
WISCHNEWSKI Harry, SUI.....	1.000
3. TEMELKOV Strahilov, BUL.....	.667
SCHERMER Tobias, AUT.....	.667
5. NASSAPOV Dimitar, BUL.....	.600
LOFFLER Dominik, AUT.....	.600
7. PETROV Petar D, BUL.....	.500
HILLIARD Alexander, AUT.....	.500
GEORGIEV Georgi, BUL.....	.500
TASHEV Alexander P, BUL.....	.500

Avg vs right

1. NASSAPOV Dimitar, BUL.....	.471
2. BALABANSKI Kiril, BUL.....	.444
3. MONAKHOV Maxim, RUS.....	.438
4. GEORGIEV Georgi, BUL.....	.421
GOUNARIS Alexandro, GRE.....	.421
6. GILMOUR Keith W, GRE.....	.412
7. LOFFLER Dominik, AUT.....	.400
8. LEONOV Denis, RUS.....	.385
9. LEKAS Thomas J, GRE.....	.333
FERAK Peter, AUT.....	.333

Pct reach as leadoff

1. NASSAPOV Dimitar, BUL.....	1.000
TEMELKOV Strahilov, BUL.....	1.000
FERAK Peter, AUT.....	1.000
MONAKHOV Maxim, RUS.....	1.000
NIEL Elias, AUT.....	1.000
LEONOV Denis, RUS.....	1.000
TEMELKOV Hristian, BUL.....	1.000
8. LOFFLER Dominik, AUT.....	.750
GOUOREN Max T, GRE.....	.750
UHLE Shane, SUI.....	.750

Avg w/2 outs

1. GEORGIEV Georgi, BUL.....	.750
2. SCHERMER Tobias, AUT.....	.667
3. HILLIARD Alexander, AUT.....	.500
NASSAPOV Dimitar, BUL.....	.500
BALABANSKI Kiril, BUL.....	.500
GOUNARIS Alexandro, GRE.....	.500
GILMOUR Keith W, GRE.....	.500
SOULIS Georgios, GRE.....	.500
9. CROUSE Joshua, SUI.....	.400
VASILYEV Viachesla, RUS.....	.400

Avg w/bases empty

1. NEFEDOV Dmitry, RUS.....	1.000
OCHSNER Marcel, SUI.....	1.000
3. NASSAPOV Dimitar, BUL.....	.556
4. SCHERMER Tobias, AUT.....	.500
KYLE Christopher Y, BUL.....	.500
SHOPSKI Venkov M, BUL.....	.500
RASOOL Akhtar, GRE.....	.500
8. WISCHNEWSKI Harry, SUI.....	.444
9. LEONOV Denis, RUS.....	.429
SELIVANOV Nikita, RUS.....	.429

Avg w/runners

1. GEORGIEV Georgi, BUL.....	.571
2. LOFFLER Dominik, AUT.....	.545
3. WEISER Hubert, AUT.....	.500
MONAKHOV Maxim, RUS.....	.500
MAKARKIN Maksim, RUS.....	.500
6. BALABANSKI Kiril, BUL.....	.467
7. NASSAPOV Dimitar, BUL.....	.462
8. HILLIARD Alexander, AUT.....	.455
9. GILMOUR Keith W, GRE.....	.444
10. KUZNETSOV Anton, RUS.....	.429

Avg w/bases loaded

1. BALABANSKI Kiril, BUL.....	1.000
LOFFLER Dominik, AUT.....	1.000
DIMITROV Teodor, BUL.....	1.000
LEONOV Denis, RUS.....	1.000
BARBELIAN Paul, ROM.....	1.000
SYKARAS Panagiotis, GRE.....	1.000
MICHALS Christophe, SUI.....	1.000
MAZARAKIS Nikolaos, GRE.....	1.000
9. GOUNARIS Alexandro, GRE.....	.667
10. GEORGIEV Georgi, BUL.....	.500

Avg w/RBI ops

1. ISMATOV Boris, RUS.....	1.000
2. MONAKHOV Maxim, RUS.....	.600
3. WEISER Hubert, AUT.....	.500
BALABANSKI Kiril, BUL.....	.500
GEORGIEV Georgi, BUL.....	.500
WISCHNEWSKI Harry, SUI.....	.500
LEONOV Denis, RUS.....	.500
MAKARKIN Maksim, RUS.....	.500
9. LOFFLER Dominik, AUT.....	.429
SCHERMER Tobias, AUT.....	.429

Pct adv runners

1. MIHAI Andrei, ROM.....	1.000
MAKARKIN Maksim, RUS.....	1.000
3. LEKAS Thomas J, GRE.....	.900
4. KUZNETSOV Anton, RUS.....	.875
5. TARASOV Aleksandr, RUS.....	.857
6. BALABANSKI Kiril, BUL.....	.778
BARBELIAN Paul, ROM.....	.778
8. GEORGIEV Georgi, BUL.....	.750
LOFFLER Dominik, AUT.....	.750
MAKSIKOV Aleksand, RUS.....	.750

Pinch hitting avg

1. GILMOUR Keith W, GRE.....	1.000
SCHNIDER Marc, SUI.....	1.000
3. LAZAR Catalin, ROM.....	.000
VASILYEV Viachesla, RUS.....	.000
NEFEDOV Dmitry, RUS.....	.000
CHATZIKYRIAKOS Dim, GRE.....	.000
TASHEV Alexander P, BUL.....	.000
MURADOV Alexander, RUS.....	.000
KAMBITOV Stefan, BUL.....	.000
SAVOLDELLI Roger, SUI.....	.000

Pinch hit at bats

1. CHATZIKYRIAKOS Dim, GRE....	1
NEFEDOV Dmitry, RUS.....	1
VASILYEV Viachesla, RUS.....	1
LAZAR Catalin, ROM.....	1
SCHNIDER Marc, SUI.....	1
GILMOUR Keith W, GRE.....	1
SAVOLDELLI Roger, SUI.....	1
KAMBITOV Stefan, BUL.....	1
MURADOV Alexander, RUS.....	1
TASHEV Alexander P, BUL.....	1

Pinch hits

1. GILMOUR Keith W, GRE.....	1
SCHNIDER Marc, SUI.....	1

2-out RBIs

1. GEORGIEV Georgi, BUL.....	5
2. GOUNARIS Alexandro, GRE.....	4
3. BALABANSKI Kiril, BUL.....	3
COMA Nderim, SUI.....	3
HILLIARD Alexander, AUT.....	3
NASSAPOV Dimitar, BUL.....	3
MICHALS Christophe, SUI.....	3
LEKAS Thomas J, GRE.....	3
9. 7 tied at.....	2

Runners advanced

1. MAKARKIN Maksim, RUS.....	5
BALABANSKI Kiril, BUL.....	5
TASHEV Alexander P, BUL.....	5
4. DIMITROV Teodor, BUL.....	4
5. MONAKHOV Maxim, RUS.....	3
FERAK Peter, AUT.....	3
SCHNIDER Marc, SUI.....	3
8. 19 tied at.....	2

Runners left on base

1. SERBAN Iulian, ROM.....	9
GEORGIEV Strahil, SUI.....	9
GOUNARIS Alexandro, GRE.....	9
NIEL Elias, AUT.....	9
5. PREDA Adrian, ROM.....	8
6. COMA Nderim, SUI.....	7
FERAK Peter, AUT.....	7
VOROTILIN Sergei, RUS.....	7
9. 3 tied at.....	6

Fly outs

1. PREDA Adrian, ROM.....	10
2. PANAITESCU Dan C, ROM.....	9
3. VOROTILIN Sergei, RUS.....	8
4. UHLE Shane, SUI.....	7
CROUSE Joshua, SUI.....	7
GEORGIEV Strahil, SUI.....	7
MAZARAKIS Emmanuel, GRE.....	7
ALZINGER Richard, AUT.....	7
9. 10 tied at.....	6

Ground outs

1. MIRESCU Andrei, ROM.....	9
2. BALABANSKI Kiril, BUL.....	8
SERBANESCU Sorin A, ROM.....	8
4. PANAITESCU Dan C, ROM.....	7
HILLIARD Alexander, AUT.....	7
SCHNIDER Marc, SUI.....	7
GILMOUR Keith W, GRE.....	7
8. 5 tied at.....	6

Fly outs/Ground outs

1. LEONOV Denis, RUS.....	6.00
2. TEMELKOV Strahilov, BUL.....	5.00
VASILYEV Viachesla, RUS.....	5.00
4. NASSAPOV Dimitar, BUL.....	3.00
COMA Nderim, SUI.....	3.00
ZACHOS Iason A, GRE.....	3.00
KAPOTHANASIS Konst, GRE.....	3.00
8. VOROTILIN Sergei, RUS.....	2.67
9. PREDA Adrian, ROM.....	2.50
NIEL Elias, AUT.....	2.50

Ground outs/Fly outs

1. CHATZIKYRIAKOS Dim, GRE....	99.00
2. BALABANSKI Kiril, BUL.....	8.00
3. GILMOUR Keith W, GRE.....	7.00
4. DORFFNER David, AUT.....	6.00
5. WISCHNEWSKI Harry, SUI.....	5.00
6. MIRESCU Andrei, ROM.....	4.50
7. KUZNETSOV Anton, RUS.....	2.50
BARBELIAN Paul, ROM.....	2.50
9. SCHNIDER Marc, SUI.....	2.33
10. SERBANESCU Sorin A, ROM....	2.00



Qualifier EUROPEAN CUP '15

ATHENS, GREECE • 15th / 20th JUNE



Batting Per-Game Leaders (as of Jun 20, 2015)

(All games - Series A)

Hitting minimums - 1 Games 1.0 AB/Game 2.7 TPA/Game
Pitching minimums - 1 Games 1.5 IP/Game

Hits per game

1. NASSAPOV Dimitar, BUL.....	2.20
2. BALABANSKI Kiril, BUL.....	1.80
GEORGIEV Georgi, BUL.....	1.80
LOFFLER Dominik, AUT.....	1.80
5. GOUNARIS Alexandro, GRE....	1.60
6. SCHERMER Tobias, AUT.....	1.50
WISCHNEWSKI Harry, SUI.....	1.50
8. PETROV Petar D, BUL.....	1.40
WEISER Hubert, AUT.....	1.40
HILLIARD Alexander, AUT....	1.40

Runs scored per game

1. NASSAPOV Dimitar, BUL.....	2.20
2. TEMELKOV Strahilov, BUL....	1.60
3. WISCHNEWSKI Harry, SUI.....	1.50
DUNDALOV Hristo T, BUL.....	1.50
5. GEORGIEV Georgi, BUL.....	1.40
GOUOREN Max T, GRE.....	1.40
MONAKHOV Maxim, RUS.....	1.40
8. PETROV Petar D, BUL.....	1.00
WEISER Hubert, AUT.....	1.00
LOFFLER Dominik, AUT.....	1.00

Doubles per game

1. SCHERMER Tobias, AUT.....	0.75
2. GEORGIEV Georgi, BUL.....	0.60
3. LEONOV Denis, RUS.....	0.50
4. WEISER Hubert, AUT.....	0.40
TEMELKOV Strahilov, BUL....	0.40
GOUOREN Max T, GRE.....	0.40
LEKAS Thomas J, GRE.....	0.40
8. FERAK Peter, AUT.....	0.25
ALZINGER Richard, AUT.....	0.25
ZACHOS Iason A, GRE.....	0.25

Triples per game

1. SCHERMER Tobias, AUT.....	0.50
MIHAI Andrei, ROM.....	0.50
3. NASSAPOV Dimitar, BUL.....	0.40
HILLIARD Alexander, AUT....	0.40
MAKSIKOV Aleksand, RUS....	0.40
6. DIMITROV Teodor, BUL.....	0.25
SOULIS Georgios, GRE.....	0.25
8. PETROV Petar D, BUL.....	0.20
LOFFLER Dominik, AUT.....	0.20
TEMELKOV Strahilov, BUL....	0.20

Homers per game

1. MAZARAKIS Emmanuel, GRE....	0.25
TARASOV Aleksandr, RUS.....	0.25
3. GOUOREN Max T, GRE.....	0.20
VASILYEV Viachesla, RUS....	0.20
5. PETROV Petar D, BUL.....	0.00
NASSAPOV Dimitar, BUL.....	0.00
HILLIARD Alexander, AUT....	0.00
WEISER Hubert, AUT.....	0.00
PRED A Adrian, ROM.....	0.00
PANAITESCU Dan C, ROM.....	0.00

RBIs per game

1. GEORGIEV Georgi, BUL.....	1.60
VASILYEV Viachesla, RUS....	1.60
3. DIMITROV Teodor, BUL.....	1.50
4. BALABANSKI Kiril, BUL.....	1.40
GOUNARIS Alexandro, GRE....	1.40
6. SCHERMER Tobias, AUT.....	1.25
7. NASSAPOV Dimitar, BUL.....	1.00
HILLIARD Alexander, AUT....	1.00
UHLE Shane, SUI.....	1.00
COMA Nderim, SUI.....	1.00

Stolen bases per game

1. GOUOREN Max T, GRE.....	1.20
2. GOUNARIS Alexandro, GRE....	1.00
LEKAS Thomas J, GRE.....	1.00
4. UHLE Shane, SUI.....	0.80
5. SCHERMER Tobias, AUT.....	0.50
KUZNETSOV Anton, RUS.....	0.50
WISCHNEWSKI Harry, SUI.....	0.50
TARASOV Aleksandr, RUS....	0.50
9. GEORGIEV Georgi, BUL.....	0.40
LOFFLER Dominik, AUT.....	0.40

Walks per game

1. DUNDALOV Hristo T, BUL....	1.25
2. GOUOREN Max T, GRE.....	1.20
BARBELIAN Paul, ROM.....	1.20
4. NASSAPOV Dimitar, BUL.....	1.00
MIHAI Andrei, ROM.....	1.00
6. TEMELKOV Strahilov, BUL....	0.80
MIRESCU Andrei, ROM.....	0.80
8. WEISER Hubert, AUT.....	0.60
LOFFLER Dominik, AUT.....	0.60
UHLE Shane, SUI.....	0.60

Strikeouts per game

1. UHLE Shane, SUI.....	0.00
SERBANESCU Sorin A, ROM....	0.00
MAZARAKIS Emmanuel, GRE....	0.00
MAKSIKOV Aleksand, RUS....	0.00
5. GEORGIEV Georgi, BUL.....	0.20
PANAITESCU Dan C, ROM.....	0.20
GOUOREN Max T, GRE.....	0.20
LEKAS Thomas J, GRE.....	0.20
NIEL Elias, AUT.....	0.20
BARBELIAN Paul, ROM.....	0.20

At bats per game

1. PETROV Petar D, BUL.....	4.60
2. LETOUZE Didier, AUT.....	4.50
3. HILLIARD Alexander, AUT....	4.40
WEISER Hubert, AUT.....	4.40
NASSAPOV Dimitar, BUL.....	4.40
6. MAZARAKIS Emmanuel, GRE....	4.25
ALZINGER Richard, AUT.....	4.25
FERAK Peter, AUT.....	4.25
9. BALABANSKI Kiril, BUL.....	4.20
PRED A Adrian, ROM.....	4.20

Plate appearances/game

1. NASSAPOV Dimitar, BUL.....	5.40
2. PETROV Petar D, BUL.....	5.00
WEISER Hubert, AUT.....	5.00
LOFFLER Dominik, AUT.....	5.00
TEMELKOV Strahilov, BUL....	5.00
GOUOREN Max T, GRE.....	5.00
7. BALABANSKI Kiril, BUL.....	4.80
GEORGIEV Georgi, BUL.....	4.80
GOUNARIS Alexandro, GRE....	4.80
CROUSE Joshua, SUI.....	4.80

Pitching Leaders (as of Jun 20, 2015)

(All games - Series A)

Hitting minimums - 1 Games 1.0 AB/Game 2.7 TPA/Game
Pitching minimums - 1 Games 1.5 IP/Game

Earned run avg

1. SIMONSEN Jakob, AUT.....	0.00
KYLE Christopher Y, BUL....	0.00
3. CESKA Marcel, AUT.....	1.08
4. NEDELICHEV Yassen A, BUL....	1.17
5. HILLIARD John T, AUT.....	2.38
6. SYKARAS Panagiotis, GRE....	2.63
7. MICHALS Christophe, SUI....	3.00
8. LEONOV Denis, RUS.....	3.24
9. GOUNARIS Alexandro, GRE....	3.52
10. CHERNOZEMSKY Evgen, BUL....	3.60

Opposing bat avg

1. SIMONSEN Jakob, AUT.....	.158
2. NEDELICHEV Yassen A, BUL....	.179
3. CHERNOZEMSKY Evgen, BUL....	.184
4. CESKA Marcel, AUT.....	.207
5. JONES Timothy, AUT.....	.219
6. MICHALS Christophe, SUI....	.233
7. KYLE Christopher Y, BUL....	.241
8. LEONOV Denis, RUS.....	.242
9. SERBAN Iulian, ROM.....	.250
10. SYKARAS Panagiotis, GRE....	.255

Innings pitched

1. LAZAR Catalin, ROM.....	14.0
2. SYKARAS Panagiotis, GRE....	13.2
3. HILLIARD John T, AUT.....	11.1
4. SIMONSEN Jakob, AUT.....	11.0
5. GOUOREN Max T, GRE.....	10.2
6. BLAGOEV Alexander, BUL....	10.0
CHERNOZEMSKY Evgen, BUL....	10.0
8. MAKARKIN Maksim, RUS.....	9.2
9. PANAITESCU Dan C, ROM.....	9.0
MICHALS Christophe, SUI....	9.0

Batters struck out

1. SYKARAS Panagiotis, GRE....	19
2. CHERNOZEMSKY Evgen, BUL....	18
3. LEONOV Denis, RUS.....	14
4. GOUOREN Max T, GRE.....	11
5. JONES Timothy, AUT.....	8
BLAGOEV Alexander, BUL....	8
LEVINE Daniel, SUI.....	8
8. KYLE Christopher Y, BUL....	7
TEUFEL Matthias, AUT.....	7
10.6 tied at.....	6

Batters SO out looking

1. SYKARAS Panagiotis, GRE....	8
2. CHERNOZEMSKY Evgen, BUL....	7
GOUOREN Max T, GRE.....	7
4. TARASOV Aleksandr, RUS....	5
5. CROUSE Joshua, SUI.....	4
BLAGOEV Alexander, BUL....	4
7. MICHALS Christophe, SUI....	3
MAKARKIN Maksim, RUS.....	3
LEONOV Denis, RUS.....	3
10.7 tied at.....	2

Wins

1. SIMONSEN Jakob, AUT.....	2
CHERNOZEMSKY Evgen, BUL....	2
3. 11 tied at.....	1

Saves

1. KYLE Christopher Y, BUL....	1
--------------------------------	---

Appearances

1. BLAGOEV Alexander, BUL....	4
2. MONAKHOV Maxim, RUS.....	3
SYKARAS Panagiotis, GRE....	3
KYLE Christopher Y, BUL....	3
5. 17 tied at.....	2

Games started

1. RUESCH Andreas, SUI.....	2
TEUFEL Matthias, AUT.....	2
LAZAR Catalin, ROM.....	2
BLAGOEV Alexander, BUL....	2
5. 22 tied at.....	1



Qualifier EUROPEAN CUP '15

ATHENS, GREECE • 15th / 20th JUNE



Games finished

1. MONAKHOV Maxim, RUS.....	2
BLAGOEV Alexander, BUL.....	2
JONES Timothy, AUT.....	2
SAVOLDELLI Roger, SUI.....	2
KYLE Christopher Y, BUL.....	2
SYKARAS Panagiotis, GRE.....	2
7. 10 tied at.....	1

Games in relief

1. MONAKHOV Maxim, RUS.....	3
2. MURADOV Alexander, RUS.....	2
BLAGOEV Alexander, BUL.....	2
LEVINE Michael, SUI.....	2
JONES Timothy, AUT.....	2
SAVOLDELLI Roger, SUI.....	2
KYLE Christopher Y, BUL.....	2
SYKARAS Panagiotis, GRE.....	2
NEFEDOV Dmitry, RUS.....	2
10.16 tied at.....	1

Sac bunts allowed

1. GOUNARIS Alexandro, GRE....	2
MICHALS Christophe, SUI.....	2
3. MIHAI Andrei, ROM.....	1
GOUREN Max T, GRE.....	1
CESKA Marcel, AUT.....	1
COMA Nderim, SUI.....	1
JONES Timothy, AUT.....	1
LAZAR Catalin, ROM.....	1
MAKARKIN Maksim, RUS.....	1
KYLE Christopher Y, BUL.....	1

Sac flies allowed

1. LAZAR Catalin, ROM.....	3
2. UDALOV Roman, RUS.....	1
TARASOV Aleksandr, RUS.....	1
KYLE Christopher Y, BUL.....	1
MICHALS Christophe, SUI.....	1
SYKARAS Panagiotis, GRE.....	1
BERCHTOLD Frank, SUI.....	1
HILLIARD John T, AUT.....	1
TEUFEL Matthias, AUT.....	1
GOUNARIS Alexandro, GRE.....	1

Losses

1. SYKARAS Panagiotis, GRE....	2
2. 13 tied at.....	1

Runners picked off

1. LEONOV Denis, RUS.....	2
2. PANAITESCU Dan C, ROM.....	1
GOUNARIS Alexandro, GRE....	1

Wild pitches

1. MIRESCU Andrei, ROM.....	3
2. RUESCH Andreas, SUI.....	2
SERBAN Iulian, ROM.....	2
LAZAR Catalin, ROM.....	2
TARASOV Aleksandr, RUS.....	2
NEFEDOV Dmitry, RUS.....	2
SYKARAS Panagiotis, GRE....	2
BERCHTOLD Frank, SUI.....	2
JONES Timothy, AUT.....	2
10.10 tied at.....	1

Balks

1. UDALOV Roman, RUS.....	1
MIHAI Andrei, ROM.....	1
LEKAS Thomas J, GRE.....	1
BLAGOEV Alexander, BUL.....	1
TARASOV Aleksandr, RUS....	1

Hit batters

1. LAZAR Catalin, ROM.....	4
MIHAI Andrei, ROM.....	4
3. DIMITROV Teodor, BUL.....	3
4. GOUREN Max T, GRE.....	2
TEUFEL Matthias, AUT.....	2
JONES Timothy, AUT.....	2
PANAITESCU Dan C, ROM.....	2
CHERNOZEMSKY Evgen, BUL....	2
MAKARKIN Maksim, RUS.....	2
10.13 tied at.....	1

Intentional BB allowed

1. MICHALS Christophe, SUI....	1
--------------------------------	---

Hits allowed

1. NEDELICHEV Yassen A, BUL....	5
2. CESKA Marcel, AUT.....	6
SIMONSEN Jakob, AUT.....	6
4. KYLE Christopher Y, BUL....	7
CHERNOZEMSKY Evgen, BUL....	7
JONES Timothy, AUT.....	7
MICHALS Christophe, SUI....	7
8. LEONOV Denis, RUS.....	8
9. SERBAN Iulian, ROM.....	9
GOUNARIS Alexandro, GRE....	9

Runs allowed

1. NEDELICHEV Yassen A, BUL....	1
2. KYLE Christopher Y, BUL....	2
SIMONSEN Jakob, AUT.....	2
4. CESKA Marcel, AUT.....	3
5. MICHALS Christophe, SUI....	4
HILLIARD John T, AUT.....	4
LEONOV Denis, RUS.....	4
8. CHERNOZEMSKY Evgen, BUL....	7
JONES Timothy, AUT.....	7
10. GOUNARIS Alexandro, GRE....	8

Earned runs allowed

1. SIMONSEN Jakob, AUT.....	0
KYLE Christopher Y, BUL....	0
3. NEDELICHEV Yassen A, BUL....	1
CESKA Marcel, AUT.....	1
5. MICHALS Christophe, SUI....	3
HILLIARD John T, AUT.....	3
LEONOV Denis, RUS.....	3
GOUNARIS Alexandro, GRE....	3
9. SERBAN Iulian, ROM.....	4
SYKARAS Panagiotis, GRE....	4

Walks allowed

1. LEONOV Denis, RUS.....	0
CESKA Marcel, AUT.....	0
3. KYLE Christopher Y, BUL....	1
4. MAKARKIN Maksim, RUS.....	2
SYKARAS Panagiotis, GRE....	2
MICHALS Christophe, SUI....	2
NEDELICHEV Yassen A, BUL....	2
SIMONSEN Jakob, AUT.....	2
9. JONES Timothy, AUT.....	3
CHERNOZEMSKY Evgen, BUL....	3

Doubles allowed

1. CESKA Marcel, AUT.....	0
SERBAN Iulian, ROM.....	0
GOUREN Max T, GRE.....	0
CHERNOZEMSKY Evgen, BUL....	0
MICHALS Christophe, SUI....	0
6. SIMONSEN Jakob, AUT.....	1
GOUNARIS Alexandro, GRE....	1
JONES Timothy, AUT.....	1
SYKARAS Panagiotis, GRE....	1
KYLE Christopher Y, BUL....	1

Triples allowed

1. CESKA Marcel, AUT.....	0
LEONOV Denis, RUS.....	0
SERBAN Iulian, ROM.....	0
CHERNOZEMSKY Evgen, BUL....	0
NEDELICHEV Yassen A, BUL....	0
MICHALS Christophe, SUI....	0
LAZAR Catalin, ROM.....	0
JONES Timothy, AUT.....	0
KYLE Christopher Y, BUL....	0
10. SYKARAS Panagiotis, GRE....	1

Home runs allowed

1. PANAITESCU Dan C, ROM.....	0
MAKARKIN Maksim, RUS.....	0
LEONOV Denis, RUS.....	0
SERBAN Iulian, ROM.....	0
BLAGOEV Alexander, BUL....	0
NEDELICHEV Yassen A, BUL....	0
MICHALS Christophe, SUI....	0
LAZAR Catalin, ROM.....	0
JONES Timothy, AUT.....	0
KYLE Christopher Y, BUL....	0

Pitching Analysis Leaders (as of Jun 20, 2015) (All games - Series A)

Hitting minimums - 1 Games 1.0 AB/Game
Pitching minimums - 1 Games 1.5 IP/Game

2.7 TPA/Game

B/avg vs left

1. PANAITESCU Dan C, ROM.....	.000
LEONOV Denis, RUS.....	.000
NEDELICHEV Yassen A, BUL....	.000
4. SYKARAS Panagiotis, GRE....	.000
CHERNOZEMSKY Evgen, BUL....	.000
GOUNARIS Alexandro, GRE....	.000
SERBAN Iulian, ROM.....	.000
MICHALS Christophe, SUI....	.000
KYLE Christopher Y, BUL....	.000
CESKA Marcel, AUT.....	.000

B/avg vs right

1. SIMONSEN Jakob, AUT.....	.147
2. NEDELICHEV Yassen A, BUL....	.179
3. CHERNOZEMSKY Evgen, BUL....	.206
4. JONES Timothy, AUT.....	.207
5. CESKA Marcel, AUT.....	.214
6. LEONOV Denis, RUS.....	.242
7. MICHALS Christophe, SUI....	.250
8. SERBAN Iulian, ROM.....	.257
9. SYKARAS Panagiotis, GRE....	.264
10. KYLE Christopher Y, BUL....	.269

B/avg vs leadoff

1. SYKARAS Panagiotis, GRE....	.154
2. HILLIARD John T, AUT.....	.182
3. CHERNOZEMSKY Evgen, BUL....	.200
4. CESKA Marcel, AUT.....	.222
5. GOUREN Max T, GRE.....	.273
6. SIMONSEN Jakob, AUT.....	.300
7. MAKARKIN Maksim, RUS.....	.333
LEONOV Denis, RUS.....	.333
9. JONES Timothy, AUT.....	.429
NEDELICHEV Yassen A, BUL....	.429





Qualifier EUROPEAN CUP '15

ATHENS, GREECE • 15th / 20th JUNE



B/avg w/2 outs

1. BLAGOEV Alexander, BUL.....	.000
2. JONES Timothy, AUT.....	.111
3. CESKA Marcel, AUT.....	.143
4. CHERNOZEMSKY Evgen, BUL.....	.154
5. MICHALS Christophe, SUI.....	.200
6. NEDELICHEV Yassen A, BUL.....	.222
7. LAZAR Catalin, ROM.....	.238
8. PANAITESCU Dan C, ROM.....	.250
9. SIMONSEN Jakob, AUT.....	.250
10. SYKARAS Panagiotis, GRE.....	.278

Ground ball outs

1. HILLIARD John T, AUT.....	16
2. LAZAR Catalin, ROM.....	15
3. SIMONSEN Jakob, AUT.....	14
4. MAKARKIN Maksim, RUS.....	14
5. ZACHOS Iason A, GRE.....	13
6. SYKARAS Panagiotis, GRE.....	12
7. GOUOREN Max T, GRE.....	12
8. GOUNARIS Alexandro, GRE.....	11
9. 3 tied at.....	10

Fly outs/game

1. NEDELICHEV Yassen A, BUL.....	16.43
2. LAZAR Catalin, ROM.....	13.50
3. PANAITESCU Dan C, ROM.....	13.00
4. CESKA Marcel, AUT.....	12.96
5. SERBAN Iulian, ROM.....	12.38
6. HILLIARD John T, AUT.....	10.32
7. MICHALS Christophe, SUI.....	10.00
8. JONES Timothy, AUT.....	9.72
9. MAKARKIN Maksim, RUS.....	8.38
10. BLAGOEV Alexander, BUL.....	8.10

Doubles allowed/game

1. GOUOREN Max T, GRE.....	0.00
2. CHERNOZEMSKY Evgen, BUL.....	0.00
3. MICHALS Christophe, SUI.....	0.00
4. CESKA Marcel, AUT.....	0.00
5. SERBAN Iulian, ROM.....	0.00
6. LAZAR Catalin, ROM.....	0.64
7. SYKARAS Panagiotis, GRE.....	0.66
8. SIMONSEN Jakob, AUT.....	0.82
9. MAKARKIN Maksim, RUS.....	0.93
10. JONES Timothy, AUT.....	1.08

Batters faced/game

1. GOUNARIS Alexandro, GRE.....	50.48
2. PANAITESCU Dan C, ROM.....	48.00
3. GOUOREN Max T, GRE.....	47.25
4. LAZAR Catalin, ROM.....	46.93
5. MAKARKIN Maksim, RUS.....	46.55
6. SERBAN Iulian, ROM.....	45.00
7. BLAGOEV Alexander, BUL.....	42.30
8. JONES Timothy, AUT.....	41.04
9. HILLIARD John T, AUT.....	39.71
10. CHERNOZEMSKY Evgen, BUL.....	38.70

Earned runs/game

1. SIMONSEN Jakob, AUT.....	0.00
2. KYLE Christopher Y, BUL.....	0.00
3. CESKA Marcel, AUT.....	1.08
4. NEDELICHEV Yassen A, BUL.....	1.17
5. HILLIARD John T, AUT.....	2.38
6. SYKARAS Panagiotis, GRE.....	2.63
7. MICHALS Christophe, SUI.....	3.00
8. LEONOV Denis, RUS.....	3.24
9. GOUNARIS Alexandro, GRE.....	3.52
10. CHERNOZEMSKY Evgen, BUL.....	3.60

B/avg w/runners

1. SIMONSEN Jakob, AUT.....	.000
2. MICHALS Christophe, SUI.....	.154
3. JONES Timothy, AUT.....	.167
4. NEDELICHEV Yassen A, BUL.....	.176
5. KYLE Christopher Y, BUL.....	.200
6. CESKA Marcel, AUT.....	.200
7. LAZAR Catalin, ROM.....	.275
8. GOUNARIS Alexandro, GRE.....	.278
9. SERBAN Iulian, ROM.....	.286
10. HILLIARD John T, AUT.....	.300

Fly/Ground outs

1. NEDELICHEV Yassen A, BUL.....	2.33
2. CESKA Marcel, AUT.....	2.00
3. JONES Timothy, AUT.....	1.50
4. LAZAR Catalin, ROM.....	1.40
5. SERBAN Iulian, ROM.....	1.38
6. PANAITESCU Dan C, ROM.....	1.30
7. MICHALS Christophe, SUI.....	1.11
8. KYLE Christopher Y, BUL.....	1.00
9. BLAGOEV Alexander, BUL.....	0.90
10. HILLIARD John T, AUT.....	0.81

Ground outs/game

1. MAKARKIN Maksim, RUS.....	13.03
2. GOUNARIS Alexandro, GRE.....	12.91
3. HILLIARD John T, AUT.....	12.71
4. SIMONSEN Jakob, AUT.....	11.45
5. GOUOREN Max T, GRE.....	10.12
6. PANAITESCU Dan C, ROM.....	10.00
7. LAZAR Catalin, ROM.....	9.64
8. BLAGOEV Alexander, BUL.....	9.00
9. MICHALS Christophe, SUI.....	9.00
10. SERBAN Iulian, ROM.....	9.00

Pitching Per-Game leaders (as of Jun 20, 2015) (All games - Series A)

Hitting minimums - 1 Games 1.0 AB/Game 2.7 TPA/Game
Pitching minimums - 1 Games 1.5 IP/Game

Strikeouts/game

1. CHERNOZEMSKY Evgen, BUL.....	16.20
2. LEONOV Denis, RUS.....	15.12
3. SYKARAS Panagiotis, GRE.....	12.51
4. GOUOREN Max T, GRE.....	9.28
5. JONES Timothy, AUT.....	8.64
6. KYLE Christopher Y, BUL.....	7.88
7. BLAGOEV Alexander, BUL.....	7.20
8. MICHALS Christophe, SUI.....	6.00
9. SERBAN Iulian, ROM.....	5.62
10. MAKARKIN Maksim, RUS.....	5.59

Triples allowed/game

1. LAZAR Catalin, ROM.....	0.00
2. CHERNOZEMSKY Evgen, BUL.....	0.00
3. MICHALS Christophe, SUI.....	0.00
4. JONES Timothy, AUT.....	0.00
5. LEONOV Denis, RUS.....	0.00
6. CESKA Marcel, AUT.....	0.00
7. KYLE Christopher Y, BUL.....	0.00
8. SERBAN Iulian, ROM.....	0.00
9. NEDELICHEV Yassen A, BUL.....	0.00
10. SYKARAS Panagiotis, GRE.....	0.66

Hits allowed/game

1. SIMONSEN Jakob, AUT.....	4.91
2. NEDELICHEV Yassen A, BUL.....	5.87
3. CHERNOZEMSKY Evgen, BUL.....	6.30
4. CESKA Marcel, AUT.....	6.48
5. MICHALS Christophe, SUI.....	7.00
6. JONES Timothy, AUT.....	7.56
7. KYLE Christopher Y, BUL.....	7.88
8. LEONOV Denis, RUS.....	8.64
9. SYKARAS Panagiotis, GRE.....	9.22
10. SERBAN Iulian, ROM.....	10.12

Fly ball outs

1. LAZAR Catalin, ROM.....	21
2. NEDELICHEV Yassen A, BUL.....	14
3. PANAITESCU Dan C, ROM.....	13
4. HILLIARD John T, AUT.....	13
5. CESKA Marcel, AUT.....	12
6. SERBAN Iulian, ROM.....	11
7. MICHALS Christophe, SUI.....	10
8. 7 tied at.....	9

Ground/Fly outs

1. GOUNARIS Alexandro, GRE.....	1.83
2. SIMONSEN Jakob, AUT.....	1.56
3. MAKARKIN Maksim, RUS.....	1.56
4. GOUOREN Max T, GRE.....	1.50
5. CHERNOZEMSKY Evgen, BUL.....	1.40
6. SYKARAS Panagiotis, GRE.....	1.33
7. LEONOV Denis, RUS.....	1.25
8. HILLIARD John T, AUT.....	1.23
9. BLAGOEV Alexander, BUL.....	1.11
10. KYLE Christopher Y, BUL.....	1.00

Walks allowed/game

1. CESKA Marcel, AUT.....	0.00
2. LEONOV Denis, RUS.....	0.00
3. KYLE Christopher Y, BUL.....	1.12
4. SYKARAS Panagiotis, GRE.....	1.32
5. SIMONSEN Jakob, AUT.....	1.64
6. MAKARKIN Maksim, RUS.....	1.86
7. MICHALS Christophe, SUI.....	2.00
8. NEDELICHEV Yassen A, BUL.....	2.35
9. HILLIARD John T, AUT.....	2.38
10. LAZAR Catalin, ROM.....	2.57

Homers allowed/game

1. LAZAR Catalin, ROM.....	0.00
2. SYKARAS Panagiotis, GRE.....	0.00
3. HILLIARD John T, AUT.....	0.00
4. SIMONSEN Jakob, AUT.....	0.00
5. BLAGOEV Alexander, BUL.....	0.00
6. MAKARKIN Maksim, RUS.....	0.00
7. MICHALS Christophe, SUI.....	0.00
8. PANAITESCU Dan C, ROM.....	0.00
9. JONES Timothy, AUT.....	0.00
10. LEONOV Denis, RUS.....	0.00

Runs allowed/game

1. NEDELICHEV Yassen A, BUL.....	1.17
2. SIMONSEN Jakob, AUT.....	1.64
3. KYLE Christopher Y, BUL.....	2.25
4. HILLIARD John T, AUT.....	3.18
5. CESKA Marcel, AUT.....	3.24
6. MICHALS Christophe, SUI.....	4.00
7. LEONOV Denis, RUS.....	4.32
8. CHERNOZEMSKY Evgen, BUL.....	6.30
9. SYKARAS Panagiotis, GRE.....	6.59
10. JONES Timothy, AUT.....	7.56



Qualifier EUROPEAN CUP '15

ATHENS, GREECE • 15th / 20th JUNE



Fielding Leaders (as of Jun 20, 2015) (All games - Series A)

Hitting minimums - 1 Games
Pitching minimums - 1 Games 1.5 IP/Game

Fielding pct

1. UHLE Shane, SUI.....	1.000
SERBANESCU Sorin A, ROM....	1.000
LETOUZE Didier, AUT.....	1.000
VASILYEV Viachesla, RUS....	1.000
SIMONSEN Jakob, AUT.....	1.000
CHATZIKYRIAKOS Dim, GRE....	1.000
TEMELKOV Strahilov, BUL....	1.000
FERAK Peter, AUT.....	1.000
NIEL Elias, AUT.....	1.000
DUNDALOV Hristo T, BUL....	1.000

Chances

1. UHLE Shane, SUI.....	37
2. SECAREANU Cristian, ROM....	35
3. HILLIARD Alexander, AUT....	34
CROUSE Joshua, SUI.....	34
MAZARAKIS Emmanuel, GRE....	34
6. VOROTILIN Sergei, RUS.....	33
7. GEORGIEV Georgi, BUL.....	31
8. BALABANSKI Kiril, BUL.....	29
SERBANESCU Sorin A, ROM....	29
10.6 tied at.....	27

Putouts

1. VOROTILIN Sergei, RUS.....	31
UHLE Shane, SUI.....	31
3. MAZARAKIS Emmanuel, GRE....	29
4. SERBANESCU Sorin A, ROM....	28
5. VASILYEV Viachesla, RUS....	27
LETOUZE Didier, AUT.....	27
7. GEORGIEV Georgi, BUL.....	25
DIMITROV Teodor, BUL.....	25
9. COMA Nderim, SUI.....	24
10.SYKARAS Panagiotis, GRE....	23

Assists

1. MAKSIKOV Aleksand, RUS....	18
2. HILLIARD Alexander, AUT....	17
3. CROUSE Joshua, SUI.....	16
4. SECAREANU Cristian, ROM....	14
5. BALABANSKI Kiril, BUL.....	13
6. GOUNARIS Alexandro, GRE....	12
WEISER Hubert, AUT.....	12
NIEL Elias, AUT.....	12
9. LEKAS Thomas J, GRE.....	11
NASSAPOV Dimitar, BUL.....	11

Fielding double plays

1. NIEL Elias, AUT.....	7
2. FERAK Peter, AUT.....	4
HILLIARD Alexander, AUT....	4
4. SIMONSEN Jakob, AUT.....	3
LETOUZE Didier, AUT.....	3
6. COMA Nderim, SUI.....	2
CROUSE Joshua, SUI.....	2
DIMITROV Teodor, BUL.....	2
BALABANSKI Kiril, BUL.....	2
10.13 tied at.....	1

Passed balls

1. VOROTILIN Sergei, RUS.....	3
2. MIHAI Andrei, ROM.....	2
3. MANOLE Lucian, ROM.....	1
GEORGIEV Georgi, BUL.....	1
SIMONSEN Jakob, AUT.....	1
UHLE Shane, SUI.....	1
MAZARAKIS Emmanuel, GRE....	1

Catchers interference

1. MAZARAKIS Emmanuel, GRE....	1
--------------------------------	---

Steal attempts against

1. UHLE Shane, SUI.....	11
2. MAZARAKIS Emmanuel, GRE....	9
3. MANOLE Lucian, ROM.....	8
VOROTILIN Sergei, RUS.....	8
5. MIHAI Andrei, ROM.....	7
GOUOREN Max T, GRE.....	7
ISMATOV Boris, RUS.....	7
GILMOUR Keith W, GRE.....	7
GEORGIEV Strahil, SUI.....	7
10.MICHALS Christophe, SUI....	6

Stolen bases against

1. VOROTILIN Sergei, RUS.....	8
2. MANOLE Lucian, ROM.....	7
MAZARAKIS Emmanuel, GRE....	7
GOUOREN Max T, GRE.....	7
UHLE Shane, SUI.....	7
GILMOUR Keith W, GRE.....	7
ISMATOV Boris, RUS.....	7
8. MIHAI Andrei, ROM.....	6
9. GEORGIEV Strahil, SUI.....	5
10.4 tied at.....	4

Caught stealing by

1. UHLE Shane, SUI.....	4
2. GEORGIEV Georgi, BUL.....	2
MICHALS Christophe, SUI....	2
GEORGIEV Strahil, SUI.....	2
MAZARAKIS Emmanuel, GRE....	2
SAVOLDELLI Roger, SUI.....	2
7. 12 tied at.....	1

Errors

1. SECAREANU Cristian, ROM....	8
2. HILLIARD Alexander, AUT....	7
3. LEONOV Denis, RUS.....	6
4. BALABANSKI Kiril, BUL.....	5
CROUSE Joshua, SUI.....	5
6. SCHNIDER Marc, SUI.....	4
PANAITESCU Dan C, ROM.....	4
8. 5 tied at.....	3

Abbreviations

HITTING		FIELDING	
2B	Doubles	A	Assists
3B	Triples	C	Chances
AB	At bats	CI	Catcher's interference
AVG	Batting average	CSB	Caught stealing by (pitcher and catcher)
BB	Base on balls	DPs	Double plays participated in
GPD	Grounded into double plays	E	Errors
GP / GS	Games played / Games started	FLD%	Fielding percentage
H	Base hits	PB	Passed balls (catcher)
HBP	Hit by pitch	PO	Putouts
HR	Home runs	SBA	Stolen bases allowed (pitcher and catcher)
IBB	Intentional base on balls	SBA%	Stolen bases against percentage (pitcher and catcher)
OB%	On base percentage		
R	Runs scored		
RBI	Runs batted in		
SB / ATT	Stolen bases / Stolen bases attempts		
SF	Sacrifice flies		
SH	Sacrifice hits		
SLG%	Slugging percentage		
SO	Strikeouts		
TB	Total bases		
PITCHING		ANALYSIS STATISTICS	
2B	Doubles allowed	vs Left	Avg against left-handed pitchers
3B	Triples allowed	vs Right	Avg against right-handed pitchers
AB	At bats	rch by leadoff	Avg when leading off an inning
APP / GS	Appearances / Game starts	with 2 outs	Avg when batting with 2 outs
B/Avg	Opponent batting average	w/runners on	Avg when batting with runners on base
BB	Base on balls allowed	w/bases empty	Avg when batting with bases empty
BF	Batters faced	RBI ops	Avg when batting with runners on 2nd or 3rd base
IBB	Intentional base on balls allowed	Gnd out	Number of ground outs (includes SACs, but not errors)
BK	Balk	Fly out	Number of fly outs (includes SFs, but not errors)
CG	Complete games	Fly / Gnd	Fly outs to ground outs ratio
ER	Earned runs allowed	pinch hitting	Avg as pinch hitter
ERA	Earned run average	with runners in scoring pos	Avg when batting with runners in scoring positions
FO	Fly outs	w/rnr on 3rd and LT 2 outs	Avg when batting with runner on third base and less than 2 outs
GO	Ground outs	with 2 outs	Avg when batting with 2 outs
H	Hits allowed	2 out rbi	Runs batted in with 2 outs
HBP	Hit by pitch	success advancing mrs	Success advancing runners
HR	Home runs allowed	#nrns adv w/out	Number of times batter made an out and advanced at least 1 runner
IP	Innings played	rnrns lob	Number of runners left on base by last batter of inning
R	Runs allowed	rch err	Reach first base on error
SFA	Sacrifice flies allowed	rch fc	Reach first base on fielder's choice
SHA	Sacrifice hits allowed	kl	Strikeouts look
SHO/CHO	Shutouts / Combination shutouts		
SO	Strikeouts		
SV	Saves		
W/L	Wins/Losses		
WP	Wild pitches		