



# QUALIFIER FEDERATIONS CUP '16

LONDON, GREAT BRITAIN • 21<sup>st</sup> / 26<sup>th</sup> JUNE



<http://www.baseballstats.eu/2016/london/schedule.php>

**Daily Report Final**  
26<sup>th</sup> June 2016



## Final Standing

-  **Borgerhout Squirrels (BEL)**
-  **MKS Stal Kutno (POL)**
-  **London Mets (GBR)**
-  **Sofia Blues (BUL)**
-  **Atletico Alexandria (ROM)**

## Individual Awards

### Leading Batter



**WOJTCZAK Jakub, MKS Stal Kutno (POL)**

Batting average .647

### Best Pitcher



**BESHKOV Stefan, Sofia Blues (BUL)**

### Most Valuable Player



**MARQUEZ Alexis, Borgerhout Squirrels (BEL)**



# QUALIFIER FEDERATIONS CUP '16

LONDON, GREAT BRITAIN • 21<sup>st</sup> / 26<sup>th</sup> JUNE



## Officials

### Technical Commission




#### Delegate:

 Rainer Krankl (AUT)

#### Commissioner:


 Jan Kuipers (NED)

### Umpires

 Chip Andersen (GBR)  
 Georgi Atanasov (BUL)  
 Krzysztof Bielecki (POL)


 Cristian Manea (ROM)  
 Jean-Luc Rose (BEL)

### Scorekeepers

 Akiha Kuniyoshi (GBR)  
 Jason Pearce (GBR)

 Hsuan-Chih Lin (GBR)

### Scoring Director

 Marco Travagli (ITA)



# QUALIFIER FEDERATIONS CUP '16

LONDON, GREAT BRITAIN • 21<sup>st</sup> / 26<sup>th</sup> JUNE



## Roster

	<b>Atletico Alexandria</b>	<b>ROM</b>
---	----------------------------	------------

### Atletico Alexandria Team Roster

##	Name	Pos	B/T	Cl	Date of birth
--	----	---	---	--	-----
1	GAVRILA Catalin	UT	R/R	SR	30.07.1985
5	PREDA Adrian	IF	R/R	SR	04.01.1987
6	ADUMITRACHIOAIE A	P-OF	R/R	SR	29.01.1997
8	LAZAR Catalin	P	R/R	SR	10.01.1989
9	PANAITESCU D Cornel	P-IF	L/L	SR	02.08.1982
10	TALANGESCU V Costin	P-OF	R/R	SR	19.07.1985
11	MANOLE Lucian	C-OF	R/R	SR	26.02.1988
12	BELA George	UT	R/R	SR	18.10.1988
15	LEONIDA A Cristian	P-OF	L/L	SR	28.12.1989
16	MIRESCU Andrei	IF	R/R	SR	02.06.1979
18	SERBANESCU S Andrei	IF	R/R	SR	20.11.1981
20	BARBELIAN Paul	OF	R/R	SR	08.03.1986
23	MIHAI A Alexandru	C-OF	R/R	SR	07.10.1994
34	SERBAN Ionut	OF	R/R	SR	14.06.1989
18	SERBANESCU S Andrei	Manager			
9	PANAITESCU D Cornel	Coach			



<b>Roster</b>		
	<b>Borgerhout Squirrels</b>	<b>BEL</b>

Borgerhout Squirrels Team Roster

##	Name	Pos	B/T	Cl	Date of birth
--	----	---	---	--	-----
3	DE LANNOY Steven	OF	L/R	SR	16.05.1983
4	VAN DERCRUYSSSEN M	C	R/R	SR	17.03.1993
5	DE MILDE Roy	OF	R/R	SR	11.04.1988
10	LEWIS Rob	IF	L/R	SR	07.04.1998
12	VERVIOET Kevin	IF	L/L	SR	27.06.1983
13	BOERMANS Sam	C	R/R	SR	13.04.1993
14	VANDERBORGHT Tom	OF	R/R	SR	09.09.1999
15	JANSSEN Drew	IF	R/R	SR	27.10.1999
16	SVEDHEM Joakim	P	R/R	SR	11.03.1998
17	GONTIER Yannick	C	R/R	SR	22.02.1989
21	MARQUEZ Alexis	IF	R/R	SR	14.04.1988
24	VAN GEEL Timen	OF	B/L	SR	18.11.1990
26	OCHOA B Joannes D	OF	L/L	SR	02.01.1985
30	SVEDHEM Jesper	P	R/R	SR	15.11.1995
33	DE PERMENTIER M	P	R/R	SR	08.02.1996
76	JANSSENS Wesley	IF	R/R	SR	17.09.1993
85	LARRINAGA O Jose L	P	R/R	SR	28.04.1977
11	PEETERS Kavin	Head-coach			
34	RENARD Patrick	Pitching-coach			
23	JANSSEN Marc	Htting-coach			
--	SELLICAERTS Kim	Logistic manager			
--	DE PERMENTIER Mark	Travel manager			





# QUALIFIER FEDERATIONS CUP '16

LONDON, GREAT BRITAIN • 21<sup>st</sup> / 26<sup>th</sup> JUNE



<b>Roster</b>		
	<b>London Mets</b>	<b>GBR</b>

London Mets Team Roster

##	Name	Pos	B/T	Cl	Date of birth
--	----	----	---	--	-----
1	PEARCE Aidan	IF	R/R	SR	25.05.2001
3	CRAMMAN Jonathan	IF	R/L	SR	23.03.1991
5	ALLEN Trevor	IF	R/R	SR	01.10.1981
6	SOMERS Julian	OF	L/L	SR	14.05.1989
8	SPROULE Sam	P	R/R	SR	10.09.1991
9	MOSIER Frederick	C	R/R	SR	11.11.1999
10	MORAN Matthew	IF	R/R	SR	19.08.1999
15	RAPAPORT Joshua	OF	B/R	SR	14.12.1991
16	TUCKER Martin	IF	R/R	SR	22.06.1984
18	TARRANT Matthew	P	R/R	SR	18.09.1996
21	BOHN Dexter	OF	R/R	SR	12.09.1997
26	LAWSON Tosh	OF	R/R	SR	13.11.2000
30	DIX Jamie	IF	R/R	SR	28.01.1996
35	HACKNEY-ROSE Elijah	OF	R/R	SR	08.10.1997
44	WALKER Tyson	P	L/L	SR	14.03.1993
51	TYLER Max	P	R/R	SR	18.09.1991
59	GONZALES Karim	P	R/R	SR	30.08.1989
64	DELZOPPO Grant	C	R/R	SR	21.05.1972
72	JONES Ben	IF	R/R	SR	02.01.2001
74	STROMAN Zach	IF	L/L	SR	03.10.1995
75	CORNELL Conrad	P	R/R	SR	14.09.1995
77	LEE Andrew	OF	R/R	SR	17.07.1998
90	BIONDO Stefano	C	R/R	SR	15.02.1986
27	HENSON Erick	Manager			
47	COOK Derrik	Ass.-coach			



# QUALIFIER FEDERATIONS CUP '16

LONDON, GREAT BRITAIN • 21<sup>st</sup> / 26<sup>th</sup> JUNE



## Roster

	<b>MKS Stal Kutno</b>	<b>POL</b>
---	-----------------------	------------

### MKS Stal Kutno Team Roster

##	Name	Pos	B/T	Cl	Date of birth
--	----	---	---	--	-----
1	AGACKI Pawel	UT	R/R	SR	02.11.1991
4	NOWICKI Mateusz	UT	L/L	SR	30.03.1994
10	KOLASINSKI Jakub	IF-OF	R/R	SR	09.08.1991
13	KAMINSKI Kacper	UT	R/R	SR	14.11.1994
17	SERAFIN Mateusz	UT	R/R	SR	06.08.1991
21	WOJTCZAK Artur	UT	R/R	SR	08.07.1994
22	WROBLEWSKI Maciej	P-OF	R/R	SR	05.05.1994
23	WOJTCZAK Jakub	UT	R/R	SR	10.09.1995
24	GAJDZINSKI Dominik	P-OF	R/R	SR	05.03.1999
27	NADOLSKI Jakub	P-IF	R/R	SR	07.04.1994
31	KALISZUK Patryk	UT	R/R	SR	03.10.1997
34	MATECKI Robert	IF	R/R	SR	30.10.1985
40	BIELECKI Gracjan	P-OF	R/R	SR	24.11.1993
45	CICHOWSKI Kacper	UT	L/L	SR	03.02.1999
57	PIOTROWSKI Krzysztof	P-OF	R/R	SR	20.02.1984
69	GRZANOWSKI Mariusz	P-IF	R/R	SR	02.07.1987
99	WASIAK Michal	IF-OF	L/L	SR	17.02.1984
47	SMAKOWSKI Marcin	Head-coach			
33	PIETRZAK Andrzej	Ass.-coach			
44	SZCZEPANIK Pawel	Ass.-coach			
55	GAJDZINSKI Rafal	Manager			
--	OTTA Mateusz	Physiotherapist			



# QUALIFIER FEDERATIONS CUP '16

LONDON, GREAT BRITAIN • 21<sup>st</sup> / 26<sup>th</sup> JUNE



<b>Roster</b>		
	<b>Sofia Blues</b>	<b>BUL</b>

## Sofia Blues Team Roster

##	Name	Pos	B/T	Cl	Date of birth
--	----	----	---	--	-----
2	BOYADZHIEV Filip	OF	L/L	SR	17.11.1988
3/18	GILMOUR Keith	IF-OF	R/R	SR	20.08.1985
5	CHERNOZEMSKY	P-IF	R/R	SR	06.07.1992
8	MACHITA Takanori	P-IF	R/R	SR	14.10.1978
9	ANGELOV Nikolay	P-OF	L/L	SR	09.03.1980
10	NASSAPOV Dimitar	C-IF	R/R	SR	21.08.1987
13	OBETZANOV Ivan	OF	R/L	SR	22.11.1982
15	DRAGOEV Ilian	IF	R/R	SR	11.03.1993
17	NASSAPOV Alexander	P-IF	R/R	SR	17.08.1982
22	HOHL Patric	OF	R/R	SR	18.09.1971
23	IWASAKI Koya	P-OF	R/R	SR	01.07.1993
25	EVTIMOV Veselin	OF-IF	R/R	SR	01.11.1987
28	BESHKOV	P-IF	R/R	SR	28.03.1976
47	GROUEV Petre	IF	R/R	SR	03.03.1978
66	MARKOV Vladimir	OF-IF	R/R	SR	25.10.1987
77	GEORGIEV Danail	OF	L/R	SR	02.10.1977
28	BESHKOV Stefan	Manager			
10	NASSAPOV Dimitar	Coach			
17	NASSAPOV Alexander	Coach			





# QUALIFIER FEDERATIONS CUP '16

LONDON, GREAT BRITAIN • 21<sup>st</sup> / 26<sup>th</sup> JUNE



## Schedule and Results

Game	At time	Ballpark	Pool	Home team	Visiting team	Final Score	Inn
<b>Tuesday 21st June</b>							
01	11:00	London Farnham Park	A	Atletico Alexandria (ROM)	MKS Stal Kutno (POL)	3 – 20	7
02	17:00	London Farnham Park	A	London Mets (GBR)	Borgerhout Squirrels (BEL)	8 – 24	8
<b>Wednesday 22nd June</b>							
03	11:00	London Farnham Park	A	Sofia Blues (BUL)	MKS Stal Kutno (POL)	5 – 10	
04	17:00	London Farnham Park	A	Borgerhout Squirrels (BEL)	Atletico Alexandria (ROM)	12 – 2	7
<b>Thursday 23rd June</b>							
05	13:45	London Farnham Park	A	MKS Stal Kutno (POL)	Borgerhout Squirrels (BEL)	4 – 8	7
<b>Friday 24th June</b>							
07	10:00	London Farnham Park	A	Sofia Blues (BUL)	Atletico Alexandria (ROM)	6 – 4	
06	13:30	London Farnham Park	A	London Mets (GBR)	Sofia Blues (BUL)	11 – 13	
08	17:00	London Farnham Park	A	MKS Stal Kutno (POL)	London Mets (GBR)	4 – 7	
<b>Saturday 25th June</b>							
09	11:00	London Farnham Park	A	Borgerhout Squirrels (BEL)	Sofia Blues (BUL)	11 – 10	
10	17:00	London Farnham Park	A	Atletico Alexandria (ROM)	London Mets (GBR)	6 – 8	
<b>Sunday 26th June</b>							
11	12:00	London Farnham Park	Fi	Borgerhout Squirrels (BEL)	MKS Stal Kutno (POL)	17 – 4	7

## Standing Pool A

Pos	Team	GP	WO	LO	AVG	GB
1	Borgerhout Squirrels (BEL)	4	4	0	<b>1.000</b>	0
2	MKS Stal Kutno (POL)	4	2	2	<b>.500</b>	2
3	London Mets (GBR)	4	2	2	<b>.500</b>	2
4	Sofia Blues (BUL)	4	2	2	<b>.500</b>	2
5	Atletico Alexandria (ROM)	4	0	4	<b>0</b>	4



# QUALIFIER FEDERATIONS CUP '16

LONDON, GREAT BRITAIN • 21<sup>st</sup> / 26<sup>th</sup> JUNE



## Game Summary 01



### Atletico Alexandria (ROM) – MKS Stal Kutno (POL)



Score by Innings	R	H	E
MKS Stal Kutno.....	515	600	3 - 20 22 1
Atletico Alexandria.	003	000	0 - 3 6 3

Jun 21, 2016 at London (Famham Park)

#### MKS Stal Kutno 20 (1-0)

Player	AB	R	H	BI	2B	3B	HR	BB	SB	CS	HP	SH	SF	SO	IBB	KL	GDP	PO	A	E
WROBLEWSKI lf	5	4	3	3	1	0	0	1	0	0	0	0	0	0	0	0	0	0	0	0
WOJTCZAK J ss	5	4	4	3	2	1	0	0	0	0	1	0	0	0	0	0	0	2	3	0
GRZANOWSKI 3b	5	3	3	3	1	0	0	1	1	0	0	0	0	0	0	0	0	0	2	0
MATECKI lb	1	1	0	0	0	0	0	2	0	0	0	0	0	1	0	0	0	3	0	0
WASIAK ph/lb	3	0	1	1	0	0	0	0	0	0	0	0	0	1	0	0	0	3	0	0
WOJTCZAK A dh	6	2	5	4	2	0	0	0	2	0	0	0	0	0	0	0	0	0	0	0
SERAFIN c	4	0	1	2	0	1	0	1	0	0	0	0	0	0	0	0	0	11	0	0
KAMINSKI cf	3	2	2	0	0	1	0	1	0	1	0	0	0	1	0	0	0	0	0	0
NOWICKI ph/cf	1	1	0	0	0	0	0	0	0	0	0	0	0	0	0	0	0	0	0	0
KOLASINSKI 2b	5	1	1	1	1	0	0	0	0	0	0	0	0	2	0	2	0	1	0	1
BIELECKI rf	5	2	2	0	0	0	0	0	0	0	0	0	0	1	0	0	0	0	0	0
NADOLSKI p	0	0	0	0	0	0	0	0	0	0	0	0	0	0	0	0	0	1	3	0
Totals.....	43	20	22	17	7	3	0	6	3	1	1	0	0	6	0	2	0	21	8	1

#### Atletico Alexandria 3 (0-1)

Player	AB	R	H	BI	2B	3B	HR	BB	SB	CS	HP	SH	SF	SO	IBB	KL	GDP	PO	A	E
SERBAN lf/cf	1	1	0	0	0	0	0	2	0	0	0	0	0	1	0	0	0	0	0	0
MIHAI ph	1	0	1	0	0	0	0	0	0	0	0	0	0	0	0	0	0	0	0	0
PANAITESCU ss	3	0	1	1	0	0	0	0	0	0	0	1	0	0	0	0	0	2	3	1
PREDA 3b	4	0	1	2	0	0	0	0	0	0	0	0	0	2	0	0	0	0	1	0
BELA dh	3	0	0	0	0	0	0	0	0	0	0	0	0	2	0	0	0	0	0	0
SERBANESCU lb	3	0	0	0	0	0	0	0	0	0	0	0	0	0	0	0	0	5	0	0
GAVRILA rf	3	0	1	0	0	0	0	0	0	0	0	0	0	1	0	1	0	0	0	0
TALANGESCU cf	1	0	0	0	0	0	0	0	0	0	0	0	0	1	0	0	0	1	0	0
LEONIDA lf	2	0	0	0	0	0	0	0	0	0	0	0	0	2	0	1	0	3	0	1
MIRESCU 2b	2	1	1	0	0	0	0	0	0	0	0	0	0	0	0	0	0	4	0	0
BARBELIAN ph	1	0	0	0	0	0	0	0	0	0	0	0	0	1	0	0	0	0	0	0
MANOLE c	2	1	1	0	0	0	0	1	1	0	0	0	0	1	0	0	0	6	2	0
ADUMITRACHIO p	0	0	0	0	0	0	0	0	0	0	0	0	0	0	0	0	0	0	0	1
LAZAR p	0	0	0	0	0	0	0	0	0	0	0	0	0	0	0	0	0	0	1	0
Totals.....	26	3	6	3	0	0	0	3	1	0	0	1	0	11	0	2	0	21	7	3

MKS Stal Kutno	IP	H	R	ER	BB	SO	WP	HB	BK	IBB	SH	SF	CI	2B	3B	HR	AB	BF	FO	GO	NP
NADOLSKI W,1-0	7.0	6	3	3	3	11	0	0	0	0	1	0	0	0	0	0	26	30	2	8	112

Atletico Alexandria	IP	H	R	ER	BB	SO	WP	HB	BK	IBB	SH	SF	CI	2B	3B	HR	AB	BF	FO	GO	NP
ADUMITRACHIO L,0-1	3.0	12	11	11	4	4	2	0	0	0	0	0	0	6	2	0	20	24	2	2	90
LAZAR	4.0	10	9	6	2	2	1	1	0	0	0	0	0	1	1	0	23	26	4	5	67

Umpires - HP: ANDERSEN C (GBR) 1B: ROSE JL (BEL) 3B: ATANASOV G (BUL)  
 Start: 11:08 Time: 2:03 Attendance: 25

Weather: Partly cloudy

Game notes:

Scorers - PEARCE J (GBR), KUNIYOSHI A (GBR), TRAVAGLI M (ITA)

TC - KRANKL R (AUT)

Game: 01



# QUALIFIER FEDERATIONS CUP '16

LONDON, GREAT BRITAIN • 21<sup>st</sup> / 26<sup>th</sup> JUNE



## Game Summary 02



### London Mets (GBR) – Borgerhout Squirrels (BEL)



Score by Innings	R	H	E
Borgerhout Squirrels	207	600	09 - 24 19 4
London Mets.....	200	400	20 - 8 14 3

Jun 21, 2016 at London (Famham Park)

Borgerhout Squirrels 24 (1-0)

Player	AB	R	H	BI	2B	3B	HR	BB	SB	CS	HP	SH	SF	SO	IBB	KL	GDP	PO	A	E
JANSSENS 2b	6	3	4	2	0	0	0	1	2	0	0	0	0	1	0	0	0	1	2	1
DE LANNOY cf	7	3	4	3	0	0	0	0	3	0	0	0	0	0	0	0	0	1	0	1
MARQUEZ ss	4	3	2	2	0	0	0	2	1	0	0	0	1	0	0	0	0	1	7	1
OCHOA B dh	5	3	2	1	1	0	0	2	0	0	0	0	0	0	0	0	0	0	0	0
BOERMANS c	3	3	2	3	0	0	0	3	0	0	0	0	0	0	0	0	0	7	1	0
LEWIS lf	6	2	3	5	1	0	0	0	1	0	0	0	0	0	0	0	0	1	0	1
VERVIOET 1b	3	2	1	2	0	0	0	3	0	0	0	0	0	0	0	0	0	12	0	0
JANSSEN 3b	4	1	0	0	0	0	0	1	0	0	0	1	0	0	0	0	0	0	2	0
V GEEL rf	2	4	1	0	0	0	0	2	0	0	2	0	0	0	0	0	0	1	0	0
LARRINAGA O p	0	0	0	0	0	0	0	0	0	0	0	0	0	0	0	0	0	0	0	0
GONTIER p	0	0	0	0	0	0	0	0	0	0	0	0	0	0	0	0	0	0	0	0
Totals.....	40	24	19	18	2	0	0	14	7	0	2	1	1	1	0	0	0	24	12	4

London Mets 8 (0-1)

Player	AB	R	H	BI	2B	3B	HR	BB	SB	CS	HP	SH	SF	SO	IBB	KL	GDP	PO	A	E
ALLEN ss	5	1	2	0	0	0	0	0	0	0	0	0	0	0	0	0	0	0	1	0
TUCKER 3b	5	0	2	1	1	0	0	0	0	0	0	0	0	1	0	0	0	3	4	1
CORNELL cf	5	1	1	1	1	0	0	0	0	1	0	0	0	1	0	0	0	5	0	0
DELZOPPO dh	4	1	2	0	0	0	0	0	0	0	0	0	0	0	0	0	0	0	0	0
SOMERS rf	4	2	2	1	0	0	0	0	0	0	0	0	0	1	0	1	0	2	0	0
DIX 2b/p	4	1	1	1	1	0	0	0	0	0	0	0	0	0	0	0	0	1	3	0
STROMAN lf/lb	4	1	2	2	0	1	0	0	0	0	0	0	0	1	0	0	0	2	1	0
CRAMMAN 1b	3	0	0	1	0	0	0	0	0	0	0	0	0	1	0	0	0	7	0	1
RAPAPORT lf	0	0	0	0	0	0	0	1	0	0	0	0	0	0	0	0	0	0	0	0
BIONDO c	1	0	0	0	0	0	0	0	0	0	0	0	0	0	0	0	0	2	0	1
MOSIER ph/c	3	1	2	0	0	0	0	0	0	0	0	0	0	1	0	1	0	0	0	0
GONZALES p	0	0	0	0	0	0	0	0	0	0	0	0	0	0	0	0	0	0	1	0
TARRANT p	0	0	0	0	0	0	0	0	0	0	0	0	0	0	0	0	0	2	1	0
MORAN p/2b	1	0	0	0	0	0	0	0	0	0	0	0	0	1	0	1	0	0	0	0
Totals.....	39	8	14	7	3	1	0	1	0	1	0	0	0	7	0	3	0	24	11	3

Borgerhout Squirrels	IP	H	R	ER	BB	SO	WP	HB	BK	IBB	SH	SF	CI	2B	3B	HR	AB	BF	FO	GO	NP
LARRINAGA O W,1-0	6.1	13	8	6	0	4	0	0	0	0	0	0	0	3	1	0	33	33	4	10	95
GONTIER	1.2	1	0	0	1	3	0	0	0	0	0	0	0	0	0	0	6	7	0	2	20
London Mets	IP	H	R	ER	BB	SO	WP	HB	BK	IBB	SH	SF	CI	2B	3B	HR	AB	BF	FO	GO	NP
GONZALES L,0-1	3.0	11	9	8	3	1	1	0	0	0	1	0	0	2	0	0	18	22	2	5	80
TARRANT	3.0	2	6	5	7	0	3	1	0	0	0	1	0	0	0	0	10	19	6	2	81
MORAN	1.0	2	6	5	4	0	0	0	0	0	0	0	0	0	0	0	5	9	1	1	40
DIX	1.0	4	3	3	0	0	0	1	0	0	0	0	0	0	0	0	7	8	3	0	30

Umpires - HP: MANEA C (ROM) 1B: ATANASOV G (BUL) 3B: BIELECKI K (POL)  
 Start: 17:00 Time: 3:00 Attendance: 40

Weather: Cloudy  
 Game notes:  
 Scorers - PEARCE J (GBR), KUNIYOSHI A (GBR), TRAVAGLI M (ITA)  
 TC - KUIPERS J (NED)  
 MORAN faced 6 batters in the 8th.  
 Game: 02



# QUALIFIER FEDERATIONS CUP '16

LONDON, GREAT BRITAIN • 21<sup>st</sup> / 26<sup>th</sup> JUNE



## Game Summary 03

	<b>Sofia Blues (BUL) – MKS Stal Kutno (POL)</b>	
--	---	--

Score by Innings	R H E
-----	
MKS Stal Kutno.....	071 001 100 - 10 12 3
Sofia Blues.....	011 010 200 - 5 7 9
-----	

Jun 22, 2016 at London (Farnham Park)

MKS Stal Kutno 10 (2-0)

Player	AB	R	H	BI	2B	3B	HR	BB	SB	CS	HP	SH	SF	SO	IBB	KL	GDP	PO	A	E	
WROBLEWSKI lf	5	2	2	0	0	0	0	1	1	0	0	0	0	1	0	1	0	1	0	0	
WOJTCZAK J ss	5	1	2	0	0	0	0	1	0	0	0	0	0	0	0	0	0	0	0	2	1
GRZANOWSKI 3b	6	1	1	1	0	0	0	0	0	0	0	0	0	1	0	0	0	0	4	0	
MATECKI lb	4	1	1	2	1	0	0	1	0	0	0	0	0	0	0	0	0	8	1	0	
WOJTCZAK A p	5	2	3	1	1	0	0	0	0	0	0	0	0	1	0	1	0	0	0	1	
SERAFIN c	5	0	1	1	0	1	0	0	0	0	0	0	0	2	0	0	0	13	0	1	
KAMINSKI cf	5	1	2	1	0	0	0	0	0	0	0	0	0	1	0	0	0	0	0	0	
KOLASINSKI 2b	4	1	0	0	0	0	0	1	0	0	0	0	0	0	0	0	0	3	1	0	
BIELECKI rf	4	1	0	0	0	0	0	1	0	0	0	0	0	1	0	0	0	2	0	0	
Totals.....	43	10	12	6	2	1	0	5	1	0	0	0	0	7	0	2	0	27	8	3	

Sofia Blues 5 (0-1)

Player	AB	R	H	BI	2B	3B	HR	BB	SB	CS	HP	SH	SF	SO	IBB	KL	GDP	PO	A	E
NASSAPOV A ss	5	1	1	0	0	0	0	0	1	0	0	0	0	0	0	0	0	2	4	0
GROUEV lb	3	1	0	0	0	0	0	2	0	0	0	0	0	2	0	0	0	7	0	0
MARKOV lf/3b	5	2	1	0	0	0	0	0	1	0	0	0	0	1	0	1	0	1	2	1
NASSAPOV D c	3	1	2	1	0	0	0	1	2	0	0	0	1	1	0	0	0	7	0	1
CHERNOZEMSKY 3b/rf	4	0	0	0	0	0	0	0	0	0	0	0	0	4	0	1	0	1	0	3
BESHKOV p	3	0	0	0	0	0	0	0	0	0	0	0	0	2	0	2	0	0	2	0
MACHITA p	0	0	0	0	0	0	0	0	0	0	0	0	0	0	0	0	0	0	0	0
GEORGIEV ph	1	0	0	0	0	0	0	0	0	0	0	0	0	0	0	0	0	0	0	0
DRAGOEV p	0	0	0	0	0	0	0	0	0	0	0	0	0	0	0	0	0	0	2	0
GILMOUR 2b	2	0	2	0	0	0	0	2	1	0	0	0	0	0	0	0	0	6	1	2
IWASAKI rf/lf	4	0	1	0	0	0	0	0	0	0	0	0	0	1	0	0	0	3	0	2
BOYADZHIEV cf	4	0	0	0	0	0	0	0	0	0	0	0	0	2	0	1	0	0	0	0
Totals.....	34	5	7	1	0	0	0	5	5	0	0	0	1	13	0	5	0	27	11	9

MKS Stal Kutno	IP	H	R	ER	BB	SO	WP	HB	BK	IBB	SH	SF	CI	2B	3B	HR	AB	BF	FO	GO	NP
WOJTCZAK A W,1-0	9.0	7	5	2	5	13	2	0	0	0	0	1	0	0	0	0	34	40	5	9	164

Sofia Blues	IP	H	R	ER	BB	SO	WP	HB	BK	IBB	SH	SF	CI	2B	3B	HR	AB	BF	FO	GO	NP
BESHKOV L,0-1	6.0	11	9	1	3	6	1	0	0	0	0	0	0	2	1	0	32	35	5	7	110
MACHITA	1.0	1	1	0	1	1	0	0	0	0	0	0	0	0	0	0	5	6	1	1	27
DRAGOEV	2.0	0	0	0	1	0	0	0	0	0	0	0	0	0	0	0	6	7	3	3	21

Umpires - HP: ROSE JL (BEL) 1B: MANEA C (ROM) 3B: ANDERSON C (GBR)  
 Start: 11:00 Time: 2:43 Attendance: 25

Weather: Drizzle

Game notes:

Scorers - PEARCE J (GBR), TRAVAGLI M (ITA)

TC - KRANKL R (AUT)

Game: 03



# QUALIFIER FEDERATIONS CUP '16

LONDON, GREAT BRITAIN • 21<sup>st</sup> / 26<sup>th</sup> JUNE



## Game Summary 04



### Borgerhout Squirrels (BEL) – Atletico Alexandria (ROM)



Score by Innings                      R H E

Atletico Alexandria. 200 000 0 - 2 7 4  
Borgerhout Squirrels 132 040 2 - 12 14 1

Jun 22, 2016 at London (Farnham PARK)

Atletico Alexandria 2 (0-2)

Player	AB	R	H	BI	2B	3B	HR	BB	SB	CS	HP	SH	SF	SO	IBB	KL	GDP	PO	A	E	
SERBAN lf	1	1	1	0	0	0	0	3	0	0	0	0	0	0	0	0	0	2	0	1	
PANAITESCU cf	4	0	2	0	0	0	0	0	0	0	0	0	0	0	0	0	0	0	2	0	0
SERBANESCU 1b	3	0	0	0	0	0	0	1	0	0	0	0	0	1	0	0	0	8	0	0	
LEONIDA dh/rf	4	1	1	0	0	0	0	0	0	0	0	0	0	2	0	1	0	0	0	1	
GAVRILA ss	3	0	2	1	0	0	0	0	0	0	1	0	0	0	0	0	0	3	1	0	
PREDA 3b	3	0	1	1	0	0	0	1	0	0	0	0	0	0	0	0	0	0	3	0	
TALANGESCU rf/p	3	0	0	0	0	0	0	0	0	0	0	0	0	0	0	0	0	1	1	0	
MIRESCU 2b	1	0	0	0	0	0	1	0	1	0	0	0	0	0	0	0	0	0	1	0	
BARBELIAN ph/2b	1	0	0	0	0	0	0	0	0	0	0	0	0	1	0	0	0	0	1	0	
MANOLE c	3	0	0	0	0	0	0	0	0	0	0	0	0	0	0	0	0	4	0	0	
BELA p	0	0	0	0	0	0	0	0	0	0	0	0	0	0	0	0	0	0	0	2	
Totals.....	26	2	7	2	0	0	0	6	0	1	1	0	0	4	0	1	0	20	7	4	

Borgerhout Squirrels 12 (2-0)

Player	AB	R	H	BI	2B	3B	HR	BB	SB	CS	HP	SH	SF	SO	IBB	KL	GDP	PO	A	E
DE LANNOY dh	4	2	2	2	0	0	0	1	2	0	0	0	0	0	0	0	0	0	0	0
MARQUEZ ss	4	2	1	1	0	0	0	1	2	0	0	0	0	1	0	1	0	4	3	0
OCHOA B 1b	3	2	2	1	0	0	0	2	1	0	0	0	0	1	0	1	0	7	0	0
BOERMANS 3b	4	1	1	3	1	0	0	0	0	0	0	0	0	1	0	0	0	1	1	0
GONTIER lf	4	1	4	1	1	0	0	1	0	0	0	0	0	0	0	0	0	0	0	0
LEWIS c	4	2	2	0	1	0	0	1	1	0	0	0	0	0	0	0	0	4	1	0
JANSSEN 2b	4	0	0	1	0	0	0	1	0	0	0	0	0	1	0	0	0	1	3	1
V GEEL rf	4	1	1	2	0	0	0	0	1	0	1	0	0	0	0	0	0	1	1	0
DE MILDE cf	2	1	1	0	0	0	0	1	1	0	1	0	0	0	0	0	0	3	0	0
DE PERMENTIE p	0	0	0	0	0	0	0	0	0	0	0	0	0	0	0	0	0	0	1	0
SVEDHEM Je p	0	0	0	0	0	0	0	0	0	0	0	0	0	0	0	0	0	0	0	0
Totals.....	33	12	14	11	3	0	0	8	8	0	2	0	1	3	0	2	0	21	10	1

Atletico Alexandria    IP H R ER BB SO WP HB BK IBB SH SF CI 2B 3B HR AB BF FO GO NP

BELA L,0-1            5.0 10 10 9 7 2 0 2 0 0 0 1 0 3 0 0 24 34 6 7 119  
TALANGESCU        1.2 4 2 1 1 1 0 0 0 0 0 0 0 0 0 0 9 10 1 3 31

Borgerhout Squirrels    IP H R ER BB SO WP HB BK IBB SH SF CI 2B 3B HR AB BF FO GO NP

DE PERMENTIE W,1-0    5.0 5 2 2 6 2 1 1 0 0 0 0 0 0 0 0 18 25 4 6 95  
SVEDHEM Je            2.0 2 0 0 0 2 0 0 0 0 0 0 0 0 0 0 8 8 3 1 23

Umpires - HP: BIELECKI K (POL) 1B: ANDERSON C (GBR) 3B: ATANASOV G (BUL)  
Start: 17:00 Time: 2:08 Attendance: 25

Weather: Cloudy

Game notes:

Scorers - PEARCE J (GBR), TRAVAGLI M (ITA)

TC - KUIPERS J (NED)

Game: 04



# QUALIFIER FEDERATIONS CUP '16

LONDON, GREAT BRITAIN • 21<sup>st</sup> / 26<sup>th</sup> JUNE



## Game Summary 05



### MKS Stal Kutno (POL) – Borgerhout Squirrels (BEL)



Score by Innings	R	H	E
Borgerhout Squirrels	130	003	1 - 8 6 1
MKS Stal Kutno.....	120	000	1 - 4 7 3

Jun 23, 2016 at London (Farnham Park)

Borgerhout Squirrels 8 (3-0)

Player	AB	R	H	BI	2B	3B	HR	BB	SB	CS	HP	SH	SF	SO	IBB	KL	GDP	PO	A	E
JANSSENS 2b	5	1	1	0	0	0	0	0	1	0	0	0	0	0	0	0	0	0	3	0
DE LANNOY cf	3	1	0	0	0	0	0	1	1	0	0	0	0	0	0	0	0	0	1	0
MARQUEZ ss	3	0	2	1	0	0	0	1	1	1	0	0	0	0	0	0	0	1	3	0
OCHOA B dh/p	2	0	0	1	0	0	0	1	0	0	0	0	1	0	0	0	0	0	0	0
BOERMANS c	1	2	0	0	0	0	0	3	0	0	0	0	0	0	0	0	0	0	7	0
GONTIER lf	3	1	1	1	0	0	0	0	0	0	0	1	0	0	0	0	0	0	0	0
LEWIS 3b	0	2	0	0	0	0	0	2	0	1	1	1	0	0	0	0	0	0	2	0
VERVIOET 1b	3	0	1	2	0	0	0	0	0	0	0	1	0	0	0	0	0	10	1	0
V GEEL rf	2	1	1	0	0	0	0	1	0	0	0	1	0	1	0	0	0	2	0	0
SVEDHEM Jo p	0	0	0	0	0	0	0	0	0	0	0	0	0	0	0	0	0	0	1	0
Totals.....	22	8	6	5	0	0	0	9	3	2	1	4	1	1	0	0	0	21	10	1

MKS Stal Kutno 4 (2-1)

Player	AB	R	H	BI	2B	3B	HR	BB	SB	CS	HP	SH	SF	SO	IBB	KL	GDP	PO	A	E
WROBLEWSKI lf	4	2	3	0	0	0	0	0	1	0	0	0	0	1	0	0	0	1	0	0
WOJTCZAK J ss	2	1	2	2	0	1	0	2	1	0	0	0	0	0	0	0	0	2	3	1
GRZANOWSKI 3b	4	0	0	0	0	0	0	0	0	0	0	0	0	1	0	0	0	1	1	0
MATECKI 1b	0	0	0	0	0	0	0	1	0	0	0	0	0	0	0	0	0	1	0	0
WASIAK pr/lb	3	0	0	0	0	0	0	0	0	0	0	0	0	2	0	0	0	9	0	1
WOJTCZAK A dh	4	0	1	1	0	0	0	0	0	0	0	0	0	0	0	0	0	0	0	0
SERAFIN c	2	0	0	0	0	0	0	1	0	0	0	0	0	0	0	0	0	1	2	0
KAMINSKI cf	3	0	0	0	0	0	0	0	0	0	0	0	0	2	0	0	0	1	0	0
KOLASINSKI 2b	3	1	1	0	0	0	0	0	0	0	0	0	0	0	0	0	0	1	2	0
AGACKI 2b	0	0	0	0	0	0	0	0	0	0	0	0	0	0	0	0	0	0	1	0
BIELECKI rf	3	0	0	0	0	0	0	0	0	0	0	0	0	1	0	1	0	2	0	0
NOWICKI p	0	0	0	0	0	0	0	0	0	0	0	0	0	0	0	0	0	2	4	1
KALISZUK p	0	0	0	0	0	0	0	0	0	0	0	0	0	0	0	0	0	0	1	0
Totals.....	28	4	7	3	0	1	0	4	2	0	0	0	0	7	0	1	0	21	14	3

Borgerhout Squirrels	IP	H	R	ER	BB	SO	WP	HB	BK	IBB	SH	SF	CI	2B	3B	HR	AB	BF	FO	GO	NP
SVEDHEM Jo W,1-0	5.0	5	3	3	4	4	3	0	0	0	0	0	0	0	1	0	20	24	4	7	84
OCHOA B	2.0	2	1	0	0	3	0	0	0	0	0	0	0	0	0	0	8	8	0	3	25
MKS Stal Kutno	IP	H	R	ER	BB	SO	WP	HB	BK	IBB	SH	SF	CI	2B	3B	HR	AB	BF	FO	GO	NP
NOWICKI L,0-1	6.0	5	7	4	7	0	2	1	0	0	3	1	0	0	0	0	19	31	6	10	119
KALISZUK	1.0	1	1	1	2	1	2	0	0	0	1	0	0	0	0	0	3	6	0	2	28

Umpires - HP: ATANASOV G (BUL) 1B: ANDERSON C (GBR) 3B: MANEA C (ROM)  
Start: 13:45 Time: 2:19 Attendance: 25

Weather: Cloudy

Game notes:

Scorers - TRAVAGLI M (ITA), KUNIYOSHI A (GBR), PEARCE J (GBR)

TC - KUIPERS J (NED)

Game: 05





# QUALIFIER FEDERATIONS CUP '16

LONDON, GREAT BRITAIN • 21<sup>st</sup> / 26<sup>th</sup> JUNE



## Game Summary 06



### London Mets (GBR) – Sofia Blues (BUL)



Score by Innings R H E

Sofia Blues..... 390 000 010 - 13 10 1  
London Mets..... 030 022 022 - 11 14 5

Jun 24, 2016 at London (Farnham Park)

Sofia Blues 13 (2-1)

Player	AB	R	H	BI	2B	3B	HR	BB	SB	CS	HP	SH	SF	SO	IBB	KL	GDP	PO	A	E
NASSAPOV A ss	3	2	1	1	0	0	0	1	0	0	0	0	1	0	0	0	0	2	4	0
GROUEV 1b	5	3	2	1	0	0	0	0	0	0	0	0	0	0	0	0	0	10	0	0
MARKOV lf	4	2	2	3	1	0	0	1	1	0	0	0	0	0	0	0	0	0	0	0
NASSAPOV D c	5	1	2	2	0	0	0	0	0	0	0	0	0	0	0	0	0	10	0	0
GILMOUR 2b	4	1	0	0	0	0	0	1	0	0	0	0	0	0	0	0	0	2	2	0
DRAGOEV 3b	4	1	0	1	0	0	0	0	0	0	0	0	0	0	0	0	0	0	2	1
GEORGIEV dh	1	0	0	0	0	0	0	0	0	0	0	0	0	1	0	0	0	0	0	0
CHERNOZEMSKY ph/dh	4	1	1	1	0	0	0	0	0	0	0	0	0	1	0	0	0	0	3	0
OBETZANOV rf	4	1	1	0	0	0	0	1	0	0	0	0	0	1	0	0	0	3	0	0
BOYADZHIEV cf	2	1	1	1	0	0	0	0	0	0	0	0	0	0	0	0	0	0	0	0
ANGELOV ph	1	0	0	0	0	0	0	0	0	0	0	0	0	1	0	0	0	0	0	0
IWASAKI p/cf	1	0	0	0	0	0	0	0	0	0	0	0	0	0	0	0	0	0	0	0
Totals.....	38	13	10	10	1	0	0	4	1	0	0	0	1	4	0	0	0	27	11	1

London Mets 11 (0-2)

Player	AB	R	H	BI	2B	3B	HR	BB	SB	CS	HP	SH	SF	SO	IBB	KL	GDP	PO	A	E
ALLEN ss	6	0	2	2	0	0	0	0	0	0	0	0	0	2	0	0	0	3	4	1
TUCKER 3b	1	0	1	0	0	0	0	0	0	0	0	0	0	0	0	0	0	0	0	0
MOSIER 3b	3	1	1	1	0	0	0	1	0	0	1	0	0	0	0	0	0	4	2	1
CORNELL cf	6	3	4	1	2	0	0	0	2	0	0	0	0	1	0	0	0	1	0	0
DELZOPPO dh	5	1	1	1	1	0	0	1	0	0	0	0	0	2	0	2	0	0	0	0
TARRANT pr	0	0	0	0	0	0	0	0	0	0	0	0	0	0	0	0	0	0	0	0
SOMERS rf	3	1	1	2	0	1	0	3	0	0	0	0	0	1	0	0	0	3	0	0
DIX 2b	5	2	2	2	0	0	0	0	1	0	1	0	0	1	0	0	0	1	0	0
CRAMMAN 1b	3	2	1	0	0	0	0	1	0	0	1	0	0	0	0	0	0	8	0	0
BIONDO c	5	0	1	1	0	0	0	0	0	0	0	0	0	1	0	0	0	6	0	3
RAPAPORT lf	4	0	0	1	0	0	0	0	1	0	0	0	0	1	0	0	0	1	0	0
LEE ph	1	1	0	0	0	0	0	0	1	0	0	0	0	0	0	0	0	0	0	0
SPROULE p	0	0	0	0	0	0	0	0	0	0	0	0	0	0	0	0	0	0	0	0
HACKNEY-ROSE p	0	0	0	0	0	0	0	0	0	0	0	0	0	0	0	0	0	0	1	0
Totals.....	42	11	14	11	3	1	0	6	5	0	3	0	0	9	0	2	0	27	7	5

Sofia Blues	IP	H	R	ER	BB	SO	WP	HB	BK	IBB	SH	SF	CI	2B	3B	HR	AB	BF	FO	GO	NP
IWASAKI W,1-0	6.0	10	7	7	3	6	0	3	0	0	0	0	0	0	0	0	28	34	5	7	111
CHERNOZEMSKY S,1	3.0	4	4	2	3	3	0	0	0	0	0	0	0	3	1	0	14	17	2	4	62

London Mets	IP	H	R	ER	BB	SO	WP	HB	BK	IBB	SH	SF	CI	2B	3B	HR	AB	BF	FO	GO	NP
SPROULE L,0-1	1.0	7	9	7	2	1	0	0	0	0	0	0	0	1	0	0	11	13	0	2	49
HACKNEY-ROSE	8.0	3	4	2	2	3	1	0	0	0	0	1	2	0	0	0	27	32	15	6	100

Umpires - HP: ROSE J (BEL) 1B: ANDERSON C (GBR) 3B: BIELECKI K (POL)  
Start: 13:30 Time: 2:46 Attendance: 40

Weather: Cloudy

Game notes:

Scorers - PEARCE J (GBR), LIN H (GBR), TRAVAGLI M (ITA)

TC - KRANKL R (AUT)

SPROULE faced 6 batters in the 2nd.

Game: 06



# QUALIFIER FEDERATIONS CUP '16

LONDON, GREAT BRITAIN • 21<sup>st</sup> / 26<sup>th</sup> JUNE



## Game Summary 07



### Sofia Blues (BUL) – Atletico Alexandria (ROM)



Score by Innings	R	H	E
Atletico Alexandria. 010 000 210 -	4	6	5
Sofia Blues..... 101 000 04X -	6	5	4

Jun 24, 2016 at London (Farnham Park)

Atletico Alexandria 4 (0-3)

Player	AB	R	H	BI	2B	3B	HR	BB	SB	CS	HP	SH	SF	SO	IBB	KL	GDP	PO	A	E
SERBAN lf	3	0	0	0	0	0	0	1	0	0	0	0	0	1	0	1	0	0	0	0
MIRESCU 2b	4	0	0	0	0	0	0	0	0	0	0	0	0	3	0	2	0	0	2	0
PANAITESCU ss	4	0	0	0	0	0	0	0	0	0	0	0	0	0	0	0	0	4	4	2
PREDA 3b	4	1	2	0	0	0	0	0	0	0	0	0	0	0	0	0	0	1	1	1
SERBANESCU 1b	3	1	2	1	0	0	0	0	0	0	1	0	0	0	0	0	0	10	0	0
BARBELIAN rf	3	1	0	0	0	0	1	1	0	0	0	0	1	0	0	0	0	2	0	2
TALANGESCU cf	4	1	1	0	0	0	0	1	0	0	0	0	0	0	0	0	0	0	0	0
BELA dh	3	0	1	1	0	0	0	0	0	0	0	0	1	2	0	1	0	0	0	0
MANOLE c	4	0	0	0	0	0	0	0	0	0	0	0	1	0	0	0	6	3	0	0
LEONIDA p	0	0	0	0	0	0	0	0	0	0	0	0	0	0	0	0	0	1	2	0
LAZAR p	0	0	0	0	0	0	0	0	0	0	0	0	0	0	0	0	0	0	0	0
Totals.....	32	4	6	2	0	0	0	2	2	0	1	0	1	8	0	4	0	24	12	5

Sofia Blues 6 (1-1)

Player	AB	R	H	BI	2B	3B	HR	BB	SB	CS	HP	SH	SF	SO	IBB	KL	GDP	PO	A	E
NASSAPOV A ss	4	0	0	0	0	0	0	0	0	1	0	0	0	0	0	0	0	1	4	1
GROUEV 1b	2	2	1	0	0	0	0	2	2	0	0	0	0	0	0	0	0	12	0	0
MARKOV lf	3	2	1	0	1	0	1	1	1	0	0	0	0	0	0	0	0	0	0	0
NASSAPOV D c	3	1	1	1	1	0	0	1	1	0	0	0	0	0	0	0	0	8	0	1
GILMOUR 2b	4	1	1	0	0	0	0	0	0	0	0	0	0	0	0	0	0	3	3	1
OBETZANOV rf	3	0	0	0	0	0	0	0	0	0	0	0	1	0	0	1	0	0	0	0
IWASAKI ph/rf	1	0	0	0	0	0	0	0	0	0	0	0	0	0	0	0	0	0	0	0
GEORGIEV dh	2	0	0	0	0	0	0	0	0	0	0	0	0	1	0	1	0	0	0	0
DRAGOEV 3b	4	0	0	0	0	0	0	0	0	0	0	0	3	0	1	0	2	5	1	0
BOYADZHIEV cf	3	0	0	0	0	0	0	0	0	0	0	0	2	0	1	0	1	0	1	0
BESHKOV p	0	0	0	0	0	0	0	0	0	0	0	0	0	0	0	0	0	0	2	0
CHERNOZEMSKY p	2	0	1	1	0	0	0	0	0	0	0	0	0	1	0	0	0	0	1	0
Totals.....	31	6	5	3	1	1	0	4	4	1	0	0	0	8	0	3	1	27	15	4

Atletico Alexandria	IP	H	R	ER	BB	SO	WP	HB	BK	IBB	SH	SF	CI	2B	3B	HR	AB	BF	FO	GO	NP
LEONIDA	5.0	3	2	2	2	5	0	0	0	0	0	0	0	1	1	0	19	21	5	5	96
LAZAR L,0-1	3.0	2	4	0	2	3	0	0	0	0	0	0	0	0	0	0	12	14	0	4	50

Sofia Blues	IP	H	R	ER	BB	SO	WP	HB	BK	IBB	SH	SF	CI	2B	3B	HR	AB	BF	FO	GO	NP
BESHKOV	6.1	4	3	0	2	4	1	1	0	0	0	1	0	0	0	0	22	26	4	10	91
CHERNOZEMSKY W,1-0	2.2	2	1	0	0	4	0	0	0	0	0	0	0	0	0	0	10	10	0	4	31

Umpires - HP: BIELECKI K (POL) 1B: ANDERSON C (GBR) 3B: MANEA C (ROM)  
Start: 10:00 Time: 2:08 Attendance: 35

Weather: cloudy

Game notes:

Scorers - PEARCE J (GBR), TRAVAGLI M (ITA), LIN H (GBR)

TC - KRANKL (AUT)

Game: 07



# QUALIFIER FEDERATIONS CUP '16

LONDON, GREAT BRITAIN • 21<sup>st</sup> / 26<sup>th</sup> JUNE



## Game Summary 08

	<b>MKS Stal Kutno (POL) – London Mets (GBR)</b>	
--	---	--

Score by Innings	R H E
London Mets.....	031 001 020 - 7 8 2
MKS Stal Kutno.....	002 000 200 - 4 10 4

Jun 24, 2016 at London (Farnham Park)

London Mets 7 (1-2)

Player	AB	R	H	BI	2B	3B	HR	BB	SB	CS	HP	SH	SF	SO	IBB	KL	GDP	PO	A	E	
ALLEN ss	5	0	1	0	0	0	0	1	0	0	0	0	0	0	0	0	0	2	1	1	
TUCKER 3b	5	1	2	2	0	1	0	0	0	0	0	0	0	0	0	0	0	2	3	0	
CORNELL cf/p	3	1	0	0	0	0	0	2	1	0	0	0	0	0	0	0	0	0	1	1	0
DELZOPPO 1b	5	0	1	2	0	1	0	0	0	0	0	0	0	0	0	0	1	10	0	0	
SOMERS rf	5	1	2	0	1	1	0	0	0	0	0	0	0	1	0	1	0	0	0	1	
DIX 2b	1	1	0	0	0	0	0	0	0	0	1	0	0	1	0	1	0	0	2	0	
PEARCE 2b	2	0	0	0	0	0	0	1	0	0	0	0	0	2	0	0	0	1	2	0	
MOSIER c	4	1	2	1	1	0	0	1	1	0	0	0	0	0	0	0	0	11	1	0	
CRAMMAN dh	2	1	0	0	0	0	0	1	1	0	1	0	0	1	0	0	0	0	0	0	
LEE lf/cf	5	1	0	0	0	0	0	0	2	0	0	0	0	2	0	1	0	0	0	0	
WALKER p/lf	1	0	0	0	0	0	0	0	0	0	0	0	0	1	0	1	0	0	2	0	
Totals.....	38	7	8	5	2	3	0	6	5	0	2	0	0	8	0	4	1	27	12	2	

MKS Stal Kutno 4 (2-2)

Player	AB	R	H	BI	2B	3B	HR	BB	SB	CS	HP	SH	SF	SO	IBB	KL	GDP	PO	A	E
WROBLEWSKI lf	5	2	2	0	0	0	0	0	0	0	0	0	0	0	0	0	0	1	0	0
WOJTCZAK J ss/p	4	0	3	1	0	0	0	1	2	0	0	0	0	1	0	0	0	1	6	1
GRZANOWSKI 3b/ss	5	0	1	1	0	0	0	0	0	0	0	0	0	2	0	0	1	1	1	2
WASIAK 1b	5	0	0	0	0	0	0	0	0	0	0	0	0	2	0	0	0	10	0	0
WOJTCZAK A dh/3b	3	0	1	0	0	0	0	1	0	0	0	0	0	0	0	0	0	0	1	0
SERAFIN c	4	0	1	0	0	0	0	0	1	0	0	0	0	3	0	2	0	7	0	0
KAMINSKI cf	4	0	0	0	0	0	0	0	0	0	0	0	0	3	0	1	0	2	0	0
KOLASINSKI 2b	3	1	1	0	0	0	0	1	0	0	0	0	0	1	1	0	0	4	4	1
BIELECKI rf	4	1	1	0	0	0	0	0	0	0	0	0	0	1	0	1	0	1	0	0
GAJDZINSKI rf	0	0	0	0	0	0	0	0	0	0	0	0	0	0	0	0	0	0	0	0
PIOTROWSKI p	0	0	0	0	0	0	0	0	0	0	0	0	0	0	0	0	0	0	0	0
Totals.....	37	4	10	2	0	0	0	3	3	0	0	0	0	13	1	4	1	27	12	4

London Mets	IP	H	R	ER	BB	SO	WP	HB	BK	IBB	SH	SF	CI	2B	3B	HR	AB	BF	FO	GO	NP
WALKER W,1-0	7.0	7	4	2	2	11	3	0	0	0	0	0	0	0	0	0	29	31	2	8	102
CORNELL S,1	2.0	3	0	0	1	2	1	0	0	1	0	0	0	0	0	0	8	9	1	2	38

MKS Stal Kutno	IP	H	R	ER	BB	SO	WP	HB	BK	IBB	SH	SF	CI	2B	3B	HR	AB	BF	FO	GO	NP
PIOTROWSKI L,0-1	6.0	7	5	5	4	5	1	2	0	0	0	0	0	2	2	0	25	31	5	8	124
WOJTCZAK J	3.0	1	2	0	2	3	1	0	0	0	0	0	0	0	1	0	13	15	2	4	64

Umpires - HP: MANEA C (ROM) 1B: ATANASOV G (BUL) 3B: ROSE J (BEL)  
 Start: 17:45 Time: 2:45 Attendance: 45

Weather: Cloudy

Game notes:

Scorers - PEARCE J (GBR), LIN H (GBR), TRAVAGLI M (ITA)

TC - KUIPERS J (NED)

Game: 08



# QUALIFIER FEDERATIONS CUP '16

LONDON, GREAT BRITAIN • 21<sup>st</sup> / 26<sup>th</sup> JUNE



## Game Summary 09

	<b>Borgerhout Squirrels (BEL) – Sofia Blues (BUL)</b>	
--	---	--

Score by Innings	R H E
-----	
Sofia Blues.....	004 010 050 - 10 10 2
Borgerhout Squirrels	200 051 003 - 11 14 2
-----	

Jun 25, 2016 at London (Farnham Park)  
Sofia Blues 10 (2-2)

Player	AB	R	H	BI	2B	3B	HR	BB	SB	CS	HP	SH	SF	SO	IBB	KL	GDP	PO	A	E
NASSAPOV A ss	5	2	2	0	0	0	0	1	0	0	0	0	0	1	0	0	0	1	2	0
GROUEV 1b	5	2	1	2	0	0	0	1	0	0	0	0	0	1	0	1	0	6	0	0
MARKOV lf	4	1	1	1	0	0	0	0	0	0	1	0	0	0	0	0	0	3	0	0
NASSAPOV D c	4	2	1	0	0	0	0	0	1	1	1	0	0	1	0	0	0	6	1	0
CHERNOZEMSKY dh/p	5	0	2	3	1	0	0	0	0	0	0	0	0	0	0	0	0	1	1	0
BESHKOV p	0	0	0	0	0	0	0	0	0	0	0	0	0	0	0	0	0	0	0	1
GILMOUR 2b	4	0	2	3	1	0	0	1	0	0	0	0	0	1	0	0	0	2	2	0
IWASAKI cf	3	1	0	0	0	0	0	2	0	0	0	0	0	2	0	0	0	4	0	0
OBETZANOV rf	4	0	1	0	0	0	0	1	0	0	0	0	0	1	0	0	0	1	0	1
DRAGOEV 3b	2	2	0	0	0	0	2	1	0	0	1	0	1	0	0	0	1	3	0	0
ANGELOV p	0	0	0	0	0	0	0	0	0	0	0	0	0	0	0	0	0	0	0	0
Totals.....	36	10	10	9	2	0	0	8	2	1	2	1	0	8	0	1	0	25	9	2

Borgerhout Squirrels 11 (4-0)

Player	AB	R	H	BI	2B	3B	HR	BB	SB	CS	HP	SH	SF	SO	IBB	KL	GDP	PO	A	E
JANSSENS 2b	5	1	2	2	1	0	0	0	0	0	0	1	0	0	0	0	0	2	3	0
MARQUEZ ss	3	2	1	0	0	0	0	1	0	0	0	0	0	0	0	0	0	2	2	1
BOERMANS ph/ss	1	0	0	1	0	0	0	0	0	0	0	0	1	1	0	0	0	0	1	1
OCHOA B cf	4	1	1	1	1	0	0	2	0	0	0	0	0	1	0	0	0	0	1	0
GONTIER dh/p	5	0	2	3	0	0	0	0	0	1	0	0	0	0	0	0	0	0	0	0
VERVIOET 1b	5	2	3	1	0	1	0	0	0	0	0	0	0	1	0	1	0	13	0	0
JANSSEN 3b	4	1	1	1	0	0	0	1	0	0	0	0	0	0	0	0	0	1	3	0
DE MILDE rf	2	2	0	0	0	0	0	3	0	0	0	0	0	0	0	0	0	0	0	0
V DERCRUYSSSE c	3	0	2	1	0	0	0	1	0	0	0	0	0	0	0	0	0	8	1	0
V GEEL ph	1	1	1	0	0	0	0	0	0	0	0	0	0	0	0	0	0	0	0	0
VANDERBORGHT lf	3	0	0	0	0	0	0	1	0	0	0	0	0	2	0	1	0	0	0	0
DE LANNOY ph	1	1	1	0	0	0	0	0	0	0	0	0	0	0	0	0	0	0	0	0
SVEDHEM Je p	0	0	0	0	0	0	0	0	0	0	0	0	0	0	0	0	0	1	2	0
LEWIS p	0	0	0	0	0	0	0	0	0	0	0	0	0	0	0	0	0	0	0	1
DE PERMENTIE p	0	0	0	0	0	0	0	0	0	0	0	0	0	0	0	0	0	0	0	0
Totals.....	37	11	14	10	2	1	0	9	0	1	0	1	1	5	0	2	0	27	14	2

Sofia Blues	IP	H	R	ER	BB	SO	WP	HB	BK	IBB	SH	SF	CI	2B	3B	HR	AB	BF	FO	GO	NP
ANGELOV	4.0	8	6	6	4	2	0	0	0	0	0	0	0	0	0	0	19	23	7	2	77
CHERNOZEMSKY	4.0	3	2	2	4	3	0	0	0	0	1	0	0	1	1	0	14	19	3	6	77
BESHKOV L,0-2	0.1	3	3	1	1	0	0	0	0	0	0	1	0	1	0	0	4	6	1	0	19

Borgerhout Squirrels	IP	H	R	ER	BB	SO	WP	HB	BK	IBB	SH	SF	CI	2B	3B	HR	AB	BF	FO	GO	NP
SVEDHEM Je	7.0	9	5	5	2	6	1	2	0	0	1	0	0	1	0	0	28	33	4	9	112
LEWIS	0.1	0	4	2	4	0	2	0	0	0	0	0	0	0	0	0	1	5	0	1	29
DE PERMENTIE	0.2	1	1	0	2	0	0	0	0	0	0	0	0	1	0	0	4	6	0	2	23
GONTIER W,1-0	1.0	0	0	0	0	2	0	0	0	0	0	0	0	0	0	0	3	3	0	1	11

Umpires - HP: ANDERSON C (GBR) 2B: BIELECKI K (POL) 3B: MANEA C (ROM)

Start: 11:00 Time: 3:40 Attendance: 50

Weather: Cloudy

Game notes:

Scorers - TRAVAGLI M (ITA), PEARCE J (GBR), KUNIYOSHI A (GBR)

TC - KUIPERS J (NED)

ANGELOV faced 4 batters in the 5th.

DE PERMENTIE faced 1 batter in the 9th.

Game: 09



# QUALIFIER FEDERATIONS CUP '16

LONDON, GREAT BRITAIN • 21<sup>st</sup> / 26<sup>th</sup> JUNE



## Game Summary 10



### Atletico Alexandria (ROM) – London Mets (GBR)



Score by Innings	R	H	E
London Mets.....	104	201	000 - 8 15 4
Atletico Alexandria.	210	200	010 - 6 9 4

Jun 25, 2016 at London (Farnham Park)

London Mets 8 (2-2)

Player	AB	R	H	BI	2B	3B	HR	BB	SB	CS	HP	SH	SF	SO	IBB	KL	GDP	PO	A	E
ALLEN ss	3	2	1	0	0	0	0	1	1	0	0	0	0	0	0	0	0	4	2	0
LAWSON lf/p	1	0	1	0	0	0	0	1	0	0	0	0	0	0	0	0	0	0	2	0
TUCKER 3b	4	2	1	0	0	0	0	1	0	0	0	0	0	0	0	0	0	2	4	2
CORNELL cf/ss	3	3	1	1	0	1	0	1	2	0	1	0	0	0	0	0	0	0	2	1
SOMERS rf/lb	3	1	3	3	1	0	0	0	2	0	1	0	1	0	0	0	0	8	1	0
MOSIER 2b/c	4	0	1	0	0	0	0	1	0	0	0	0	0	2	0	1	0	5	2	1
CRAMMAN 1b	2	0	0	0	0	0	0	0	0	0	0	0	0	1	0	1	0	1	0	0
RAPAPORT ph/lf	3	0	0	0	0	0	0	0	0	0	0	0	0	1	0	0	0	0	0	0
JONES dh	4	0	2	1	0	0	0	0	0	0	0	0	0	1	0	0	0	0	0	0
WALKER lf	1	0	1	0	0	0	0	0	0	0	0	0	0	0	0	0	0	1	0	0
BIONDO c	5	0	2	0	1	0	0	0	0	0	0	0	0	1	0	0	1	4	2	0
PEARCE 2b	0	0	0	0	0	0	0	0	0	0	0	0	0	0	0	0	0	0	0	0
LEE lf/rf	5	0	2	0	0	0	0	0	2	2	0	0	0	1	0	0	0	0	0	0
TYLER p	0	0	0	0	0	0	0	0	0	0	0	0	0	0	0	0	0	2	1	0
GONZALES p	0	0	0	0	0	0	0	0	0	0	0	0	0	0	0	0	0	0	0	0
Totals.....	38	8	15	5	2	1	0	5	7	2	2	0	1	7	0	2	1	27	16	4

Atletico Alexandria 6 (0-4)

Player	AB	R	H	BI	2B	3B	HR	BB	SB	CS	HP	SH	SF	SO	IBB	KL	GDP	PO	A	E
SERBAN lf	3	0	0	1	0	0	0	0	0	1	0	0	0	0	0	0	0	1	0	1
LAZAR pr/lf	1	1	0	0	0	0	0	0	1	0	1	0	0	0	0	0	0	1	3	0
MIRESCU 2b	4	0	1	0	0	0	0	1	0	0	0	0	0	1	0	1	0	0	0	0
PANAITESCU cf	4	1	1	2	0	0	0	1	0	0	0	0	0	0	0	0	0	2	0	0
PREDA 3b	5	1	2	0	0	0	0	0	0	0	0	0	0	0	0	0	0	3	3	0
SERBANESCU 1b	5	0	1	1	0	0	0	0	0	0	0	0	0	0	0	0	0	9	0	0
BARBELIAN rf	4	0	1	0	0	0	0	1	1	0	0	0	0	1	0	1	0	1	0	0
TALANGESCU ss	4	1	1	0	0	0	0	1	0	1	0	0	0	0	0	0	0	2	2	2
BELA dh/lf	4	1	2	0	1	0	0	0	0	0	0	0	0	1	0	1	0	0	0	0
MANOLE c	2	1	0	0	0	0	0	1	1	0	1	0	0	1	0	0	0	7	2	1
ADUMITRACHIO p	0	0	0	0	0	0	0	0	0	0	0	0	0	0	0	0	0	1	0	0
Totals.....	36	6	9	4	1	0	0	5	3	2	2	0	0	4	0	3	0	27	10	4

London Mets	IP	H	R	ER	BB	SO	WP	HB	BK	IBB	SH	SF	CI	2B	3B	HR	AB	BF	FO	GO	NP
TYLER W,1-0	5.0	6	5	3	4	2	2	1	0	0	0	0	0	0	0	0	21	26	6	5	94
GONZALES	1.0	1	0	0	1	2	0	1	0	0	0	0	0	0	0	0	4	6	0	1	23
LAWSON S,1	3.0	2	1	0	0	0	1	0	0	0	0	0	0	1	0	0	11	11	1	7	34

Atletico Alexandria	IP	H	R	ER	BB	SO	WP	HB	BK	IBB	SH	SF	CI	2B	3B	HR	AB	BF	FO	GO	NP
ADUMITRACHIO L,0-2	6.0	9	8	5	4	5	2	1	0	0	0	1	0	2	1	0	26	32	9	2	125
LAZAR	3.0	6	0	0	1	2	0	1	0	0	0	0	0	0	0	0	12	14	1	3	43

Umpires - HP: ATANASOV G (BUL) 1B: BIELECKI K (POL) 3B: ROSE J (BEL)  
Start: 17:00 Time: 3:00 Attendance: 50

Weather: Cloudy

Game notes:

Scorers - TRAVAGLI M (ITA), PEARCE J (GBR), KUNIYOSHI A (GBR)

TC - KRANKL R (AUT)

Game: 10



# QUALIFIER FEDERATIONS CUP '16

LONDON, GREAT BRITAIN • 21<sup>st</sup> / 26<sup>th</sup> JUNE



## Game Summary 11



### Borgerhout Squirrels (BEL) – MKS Stal Kutno (POL)



Score by Innings R H E

MKS Stal Kutno..... 310 000 0 - 4 10 4  
Borgerhout Squirrels 222 542 X - 17 15 4

Jun 26, 2016 at London (Farnham Park)

MKS Stal Kutno 4

Player	AB	R	H	BI	2B	3B	HR	BB	SB	CS	HP	SH	SF	SO	IBB	KL	GDP	PO	A	E
WROBLEWSKI lf	4	1	1	0	0	0	0	0	0	0	0	0	0	0	0	0	0	2	0	1
WOJTCZAK J ss	1	1	0	0	0	0	0	1	0	0	0	0	0	0	0	0	0	0	1	0
AGACKI ss	2	0	0	0	0	0	0	0	0	0	0	0	0	0	0	0	0	2	1	1
GRZANOWSKI 3b/p	3	0	1	0	0	0	0	0	0	0	1	0	0	0	0	0	0	0	2	0
MATECKI lb	3	1	1	1	1	0	0	0	0	0	0	0	0	0	0	1	4	0	0	0
WASIAK ph	1	0	1	0	0	0	0	0	0	0	0	0	0	0	0	0	0	0	0	0
WOJTCZAK A p/3b	4	1	1	0	0	0	0	0	0	0	0	0	0	0	0	0	0	0	2	2
SERAFIN c	4	0	2	1	0	0	0	0	0	0	0	0	1	0	0	1	5	0	0	0
KAMINSKI cf	3	0	1	1	0	0	0	0	0	0	0	0	0	0	0	0	0	2	0	0
KOLASINSKI 2b	3	0	2	0	1	0	0	0	0	0	0	0	0	1	0	1	0	1	1	0
BIELECKI rf	3	0	0	0	0	0	0	0	0	0	0	0	0	1	0	0	0	2	0	0
Totals.....	31	4	10	3	2	0	0	1	0	0	1	0	0	3	0	1	2	18	7	4

Borgerhout Squirrels 17

Player	AB	R	H	BI	2B	3B	HR	BB	SB	CS	HP	SH	SF	SO	IBB	KL	GDP	PO	A	E
JANSSENS 2b	4	2	1	2	0	0	0	1	0	0	0	0	0	0	0	0	0	0	4	1
DE LANNOY cf	5	2	4	4	1	1	0	0	1	0	0	0	0	0	0	0	0	2	0	0
MARQUEZ p/ss	4	1	2	2	1	0	0	0	0	0	0	0	1	0	0	0	0	1	2	0
OCHOA B lf/p	4	1	1	1	1	0	0	1	0	0	0	0	0	0	0	0	0	1	0	0
BOERMANS ss/c	4	2	3	0	1	0	0	1	0	0	0	0	0	0	0	0	0	4	2	0
VERVOET lb	2	3	0	0	0	0	0	2	0	0	0	1	0	0	0	0	0	9	0	0
LEWIS c	3	2	1	0	0	0	0	0	0	0	0	1	0	0	0	0	0	4	0	1
DE MILDE c/lf	0	1	0	0	0	0	0	0	0	0	1	0	0	0	0	0	0	0	0	0
JANSSEN 3b	4	2	2	3	1	0	0	0	0	0	1	0	0	1	0	1	0	0	1	2
V GEEL rf	4	1	1	1	0	0	0	0	0	0	1	0	0	2	0	1	0	0	1	0
Totals.....	34	17	15	13	5	1	0	5	1	0	3	2	1	3	0	2	0	21	10	4

MKS Stal Kutno	IP	H	R	ER	BB	SO	WP	HB	BK	IBB	SH	SF	CI	2B	3B	HR	AB	BF	FO	GO	NP
WOJTCZAK A L	4.0	11	11	7	4	3	3	2	0	0	2	1	0	3	1	0	22	31	4	5	105
GRZANOWSKI	2.0	4	6	2	1	0	0	1	0	0	0	0	0	2	0	0	12	14	2	4	48

Borgerhout Squirrels	IP	H	R	ER	BB	SO	WP	HB	BK	IBB	SH	SF	CI	2B	3B	HR	AB	BF	FO	GO	NP
MARQUEZ W,1-0	6.0	8	4	4	1	2	2	1	1	0	0	0	0	2	0	0	25	27	6	7	96
OCHOA B	1.0	2	0	0	0	1	0	0	0	0	0	0	0	0	0	0	6	6	0	2	19

Umpires - HP: ANDRESON C (GBR) 1B: ATANASOV G (BUL) 2B: ROSE J (BEL) 3B:  
BIELECKI K (POL) Start: 12:00 Time: 2:22 Attendance: 50

Weather: Cloudy

Game notes:

Scorers - TRAVAGLI M (ITA), PEARCE J (GBR), KUNIYOSHI A (GBR)

TC - KUIPERS J (NED), FRANKL R (AUT)

Game: 11





# QUALIFIER FEDERATIONS CUP '16

LONDON, GREAT BRITAIN • 21<sup>st</sup> / 26<sup>th</sup> JUNE



## Team's stats

	Atletico Alexandria	ROM
--	---------------------	-----

Overall Statistics for Atletico Alexandria (as of Jun 26, 2016)  
(All games Sorted by Batting avg)

record: 0-4

Player	AVG	GP-GS	AB	R	H	2B	3B	HR	RBI	TB	SLG%	BB	HBP	SO	GDP	OB%	SF	SH	SB-ATT	PO	A	E	FLD%
5 PRED A Adrian.....	.375	4-4	16	2	6	0	0	0	3	6	.375	1	0	2	0	.412	0	0	0-0	4	8	1	.923
12 BELA George.....	.300	3-3	10	1	3	1	0	0	1	4	.400	0	0	5	0	.273	1	0	0-0	0	0	2	.000
9 PANAITESCU D Corn	.267	4-4	15	1	4	0	0	0	3	4	.267	1	0	0	0	.313	0	1	0-0	10	7	3	.850
18 SERBANESCU S Andr	.214	4-4	14	1	3	0	0	0	2	3	.214	1	1	1	0	.313	0	0	0-0	32	0	0	1.000
16 MIRESCU Andrei...	.182	4-4	11	1	2	0	0	0	0	2	.182	2	0	4	0	.308	0	0	0-1	4	3	0	1.000
10 TALANGESCU V Cost	.167	4-4	12	2	2	0	0	0	0	2	.167	1	0	1	0	.231	0	0	1-2	4	3	2	.778
34 SERBAN Ionut.....	.125	4-4	8	2	1	0	0	0	1	1	.125	6	0	2	0	.500	0	0	0-1	3	0	2	.600
20 BARBELIAN Paul...	.111	4-2	9	1	1	0	0	0	0	1	.111	2	0	4	0	.273	0	0	2-2	3	1	2	.667
11 MANOLE Lucian....	.091	4-4	11	2	1	0	0	0	0	1	.091	2	1	3	0	.286	0	0	2-2	23	7	1	.968
-----																							
23 MIHAI A Alexandru	1.000	1-0	1	0	1	0	0	0	0	1	1.000	0	0	0	0	1.000	0	0	0-0	0	0	0	.000
1 GAVRILA Catalin..	.500	2-2	6	0	3	0	0	0	1	3	.500	0	1	1	0	.571	0	0	0-0	3	1	0	1.000
15 LEONIDA A Cristia	.167	2-1	6	1	1	0	0	0	0	1	.167	0	0	4	0	.167	0	0	0-0	4	2	2	.750
8 LAZAR Catalin....	.000	1-0	1	1	0	0	0	0	0	0	.000	0	1	0	0	.500	0	0	1-1	1	4	0	1.000
Totals.....	.233	4-4	120	15	28	1	0	0	11	29	.242	16	4	27	0	.340	1	1	6-9	92	36	16	.889
Opponents.....	.386	4-4	145	46	56	13	5	0	36	79	.545	23	5	24	2	.480	2	0	22-26	96	49	10	.935

LOB - Team (31), Opp (37). DPs turned - Team (2), Opp (3). Picked off - MANOLE 1.

(All games Sorted by Earned run avg)

Player	ERA	W-L	APP	GS	CG	SHO/CBO	SV	IP	H	R	ER	BB	SO	2B	3B	HR	AB	B/Avg	WP	HBP	BK	SFA	SHA
8 LAZAR Catalin....	5.40	0-1	3	0	0	0/0	0	10.0	18	13	6	5	7	1	1	0	47	.383	1	2	0	0	0
6 ADUMITRACHIOAIE A	16.00	0-2	2	2	0	0/0	0	9.0	21	19	16	8	9	8	3	0	46	.457	4	1	0	1	0
-----																							
15 LEONIDA A Cristia	3.60	0-0	1	1	0	0/0	0	5.0	3	2	2	2	5	1	1	0	19	.158	0	0	0	0	0
10 TALANGESCU V Cost	5.40	0-0	1	0	0	0/0	0	1.2	4	2	1	1	1	0	0	9	.444	0	0	0	0	0	0
12 BELA George.....	16.20	0-1	1	1	0	0/0	0	5.0	10	10	9	7	2	3	0	24	.417	0	2	0	1	0	
Totals.....	9.98	0-4	4	4	0	0/0	0	30.2	56	46	34	23	24	13	5	0	145	.386	5	5	0	2	0
Opponents.....	2.25	4-0	4	4	1	0/0	1	32.0	28	15	8	16	27	1	0	0	120	.233	5	4	0	1	1

PB - Team (1), MANOLE 1, Opp (2). Pickoffs - Team (2), LAZAR 2, Opp (1). SBA/ATT - MANOLE (21-24), ADUMITRACHIO (6-7), BELA (7-7), LAZAR (4-7), LEONIDA (4-4), TALANGESCU (1-1).

(All games Sorted by Fielding pct)

Player	C	PO	A	E	FLD%	Dps	SBA	CSB	SBA%	PB	CI
18 SERBANESCU S Andr	32	32	0	0	1.000	2	0	0	---	0	0
16 MIRESCU Andrei...	7	4	3	0	1.000	0	0	0	---	0	0
8 LAZAR Catalin....	5	1	4	0	1.000	0	4	3	.571	0	0
1 GAVRILA Catalin..	4	3	1	0	1.000	0	0	0	---	0	0
11 MANOLE Lucian....	31	23	7	1	.968	0	21	3	.875	1	0
5 PRED A Adrian.....	13	4	8	1	.923	0	0	0	---	0	0
9 PANAITESCU D Corn	20	10	7	3	.850	1	0	0	---	0	0
10 TALANGESCU V Cost	9	4	3	2	.778	1	1	0	1.000	0	0
15 LEONIDA A Cristia	8	4	2	2	.750	0	4	0	1.000	0	0
20 BARBELIAN Paul...	6	3	1	2	.667	0	0	0	---	0	0
34 SERBAN Ionut.....	5	3	0	2	.600	0	0	0	---	0	0
6 ADUMITRACHIOAIE A	2	1	0	1	.500	0	6	1	.857	0	0
12 BELA George.....	2	0	0	2	.000	0	7	0	1.000	0	0
23 MIHAI A Alexandru	0	0	0	0	.000	0	0	0	---	0	0
Totals.....	144	92	36	16	.889	2	22	4	.846	1	0
Opponents.....	155	96	49	10	.935	3	6	3	.667	2	0

Hitting minimums - 1 Games 1.0 AB/Game 2.7 TPA/Game  
Pitching minimums - 1 Games 1.5 IP/Game





# QUALIFIER FEDERATIONS CUP '16

LONDON, GREAT BRITAIN • 21<sup>st</sup> / 26<sup>th</sup> JUNE



## Team's stats

	<h3>Borgerhout Squirrels</h3>	<h3>BEL</h3>
--	-------------------------------	--------------

Overall Statistics for Borgerhout Squirrels (as of Jun 26, 2016)  
(All games Sorted by Batting avg)

record: 5-0

Player	AVG	GP-GS	AB	R	H	2B	3B	HR	RBI	TB	SLG%	BB	HBP	SO	GDP	OB%	SF	SH	SB-ATT	PO	A	E	FLD%
17 GONTIER Yannick..	.583	3-3	12	2	7	1	0	0	5	8	.667	1	0	0	0	.615	0	1	0-1	0	0	0	.000
3 DE LANNOY Steven..	.550	5-4	20	9	11	1	1	0	9	14	.700	2	0	0	0	.591	0	0	7-7	4	0	2	.667
10 LEWIS Rob.....	.462	4-4	13	8	6	2	0	0	5	8	.615	3	1	0	0	.588	0	2	2-3	9	4	2	.867
13 BOERMANS Sam.....	.462	5-4	13	8	6	2	0	0	7	8	.615	7	0	1	0	.591	2	0	0-0	19	5	1	.960
21 MARQUEZ Alexis...	.444	5-5	18	8	8	1	0	0	6	9	.500	5	0	1	0	.520	2	0	4-5	9	17	2	.929
76 JANSSENS Wesley..	.400	4-4	20	7	8	1	0	0	6	9	.450	2	0	1	0	.455	0	1	3-3	3	12	2	.882
12 VERVIOET Kevin...	.385	4-4	13	7	5	0	1	0	5	7	.538	5	0	1	0	.556	0	2	0-0	44	1	0	1.000
24 VAN GEEL Timen...	.385	5-4	13	8	5	0	0	0	3	5	.385	3	4	3	0	.600	0	1	1-1	4	2	0	1.000
26 OCHOA B Joannes D	.333	5-5	18	7	6	3	0	0	5	9	.500	8	0	2	0	.519	1	0	1-1	8	1	0	1.000
15 JANSSEN Drew.....	.188	4-4	16	4	3	1	0	0	5	4	.250	3	1	2	0	.350	0	1	0-0	2	9	3	.786
-----																							
4 VAN DERCRUYSSSEN M	.667	1-1	3	0	2	0	0	0	1	2	.667	1	0	0	0	.750	0	0	0-0	8	1	0	1.000
5 DE MILDE Roy.....	.250	3-2	4	4	1	0	0	0	0	1	.250	4	2	0	0	.700	0	0	1-1	3	0	0	1.000
14 VANDERBORGHT Tom.	.000	1-1	3	0	0	0	0	0	0	0	.000	1	0	2	0	.250	0	0	0-0	0	0	0	.000
Totals.....	.410	5-5	166	72	68	12	2	0	57	84	.506	45	8	13	0	.540	5	8	19-22	114	56	12	.934
Opponents.....	.300	5-5	160	28	48	7	2	0	24	59	.369	20	4	29	2	.391	0	1	4-7	108	48	16	.907

LOB - Team (52), Opp (43). DPs turned - Team (3), Opp (2).

(All games Sorted by Earned run avg)

Player	ERA	W-L	APP	GS	CG	SHO/CBO	SV	IP	H	R	ER	BB	SO	2B	3B	HR	AB	B/Avg	WP	HBP	BK	SFA	SHA
30 SVEDHEM Jesper...	5.00	0-0	2	1	0	0/0	0	9.0	11	5	5	2	8	1	0	0	36	.306	1	2	0	0	1
-----																							
26 OCHOA B Joannes D	0.00	0-0	2	0	0	0/0	0	3.0	4	1	0	0	4	0	0	0	14	.286	0	0	0	0	0
17 GONTIER Yannick..	0.00	1-0	2	0	0	0/0	0	2.2	1	0	0	1	5	0	0	0	9	.111	0	0	0	0	0
33 DE PERMENTIER M..	3.18	1-0	2	1	0	0/0	0	5.2	6	3	2	8	2	1	0	0	22	.273	1	1	0	0	0
16 SVEDHEM Joakim...	5.40	1-0	1	1	0	0/0	0	5.0	5	3	3	4	4	0	1	0	20	.250	3	0	0	0	0
21 MARQUEZ Alexis...	6.00	1-0	1	1	0	0/0	0	6.0	8	4	4	1	2	2	0	0	25	.320	2	1	1	0	0
85 LARRINAGA O Jose.	8.53	1-0	1	1	0	0/0	0	6.1	13	8	6	0	4	3	1	0	33	.394	0	0	0	0	0
10 LEWIS Rob.....	54.00	0-0	1	0	0	0/0	0	0.1	0	4	2	4	0	0	0	0	1	.000	2	0	0	0	0
Totals.....	5.21	5-0	5	5	0	0/0	0	38.0	48	28	22	20	29	7	2	0	160	.300	9	4	1	0	1
Opponents.....	13.50	0-5	5	5	0	0/0	0	36.0	68	72	54	45	13	12	2	0	166	.410	11	8	0	5	8

PB - Team (4), V DERCRUYSSSE 2, LEWIS 1, BOERMANS 1, Opp (4). Pickoffs - Team (1), SVEDHEM Je 1. SBA/ATT - BOERMANS (2-3), SVEDHEM Jo (2-2), DE PERMENTIE (1-2), LEWIS (1-2), V DERCRUYSSSE (2-2), LARRINAGA O (0-1), SVEDHEM Je (0-1).  
<page>

QUALIFIER FEDERATIONS CUP '16  
Overall Statistics for Borgerhout Squirrels (as of Jun 26, 2016)  
(All games Sorted by Fielding pct)

Player	C	PO	A	E	FLD%	Dps	SBA	CSB	SBA%	PB	CI
12 VERVIOET Kevin...	45	44	1	0	1.000	2	0	0	---	0	0
26 OCHOA B Joannes D	9	8	1	0	1.000	1	0	0	---	0	0
4 VAN DERCRUYSSSEN M	9	8	1	0	1.000	0	2	0	1.000	2	0
24 VAN GEEL Timen...	6	4	2	0	1.000	0	0	0	---	0	0
30 SVEDHEM Jesper...	3	1	2	0	1.000	0	0	1	.000	0	0
5 DE MILDE Roy.....	3	3	0	0	1.000	0	0	0	---	0	0
16 SVEDHEM Joakim...	1	0	1	0	1.000	0	2	0	1.000	0	0
33 DE PERMENTIER M..	1	0	1	0	1.000	0	1	1	.500	0	0
13 BOERMANS Sam.....	25	19	5	1	.960	2	2	1	.667	1	0
21 MARQUEZ Alexis...	28	9	17	2	.929	1	0	0	---	0	0
76 JANSSENS Wesley..	17	3	12	2	.882	1	0	0	---	0	0
10 LEWIS Rob.....	15	9	4	2	.867	0	1	1	.500	1	0
15 JANSSEN Drew.....	14	2	9	3	.786	1	0	0	---	0	0
3 DE LANNOY Steven.	6	4	0	2	.667	0	0	0	---	0	0
14 VANDERBORGHT Tom.	0	0	0	0	.000	0	0	0	---	0	0
85 LARRINAGA O Jose.	0	0	0	0	.000	0	0	1	.000	0	0
17 GONTIER Yannick..	0	0	0	0	.000	0	0	0	---	0	0
Totals.....	182	114	56	12	.934	3	4	3	.571	4	0
Opponents.....	172	108	48	16	.907	2	19	3	.864	4	0

Hitting minimums - 1 Games 1.0 AB/Game 2.7 TPA/Game  
Pitching minimums - 1 Games 1.5 IP/Game





# QUALIFIER FEDERATIONS CUP '16

LONDON, GREAT BRITAIN • 21<sup>st</sup> / 26<sup>th</sup> JUNE



## Team's stats

	<b>London Mets</b>	<b>GBR</b>
--	--------------------	------------

Overall Statistics for London Mets (as of Jun 26, 2016)  
(All games Sorted by Batting avg)

record: 2-2

Player	AVG	GP-GS	AB	R	H	2B	3B	HR	RBI	TB	SLG%	BB	HBP	SO	GDP	OB%	SF	SH	SB-ATT	PO	A	E	FLD%
6 SOMERS Julian....	.533	4-4	15	5	8	2	2	0	6	14	.933	3	1	3	0	.600	1	0	2-2	13	1	1	.933
9 MOSIER Frederick..	.429	4-2	14	3	6	1	0	0	2	7	.500	3	1	3	0	.556	0	0	1-1	20	5	2	.926
16 TUCKER Martin....	.400	4-4	15	3	6	1	1	0	3	9	.600	1	0	1	0	.438	0	0	0-0	7	11	3	.857
75 CORNELL Conrad...	.353	4-4	17	8	6	3	1	0	3	11	.647	3	1	2	0	.476	0	0	5-6	7	3	1	.909
5 ALLEN Trevor.....	.316	4-4	19	3	6	0	0	0	2	6	.316	2	0	2	0	.381	0	0	1-1	9	8	2	.895
30 DIX Jamie.....	.300	3-3	10	4	3	1	0	0	3	4	.400	0	2	2	0	.417	0	0	1-1	2	5	0	1.000
64 DELZOPPO Grant...	.286	3-3	14	2	4	1	1	0	3	7	.500	1	0	2	1	.333	0	0	0-0	10	0	0	1.000
90 BIONDO Stefano...	.273	3-3	11	0	3	1	0	0	1	4	.364	0	0	2	1	.273	0	0	0-0	12	2	4	.778
77 LEE Andrew.....	.182	3-2	11	2	2	0	0	0	0	2	.182	0	0	3	0	.182	0	0	5-7	0	0	0	1.000
3 CRAMMAN Jonathan..	.100	4-4	10	3	1	0	0	0	1	1	.100	2	2	3	0	.357	0	0	1-1	16	0	1	.941
-----																							
26 LAWSON Tosh.....	1.000	1-0	1	0	1	0	0	0	0	1	1.000	1	0	0	0	1.000	0	0	0-0	0	2	0	1.000
72 JONES Ben.....	.500	1-1	4	0	2	0	0	0	1	2	.500	0	0	1	0	.500	0	0	0-0	0	0	0	1.000
74 STROMAN Zach.....	.500	1-1	4	1	2	0	1	0	2	4	1.000	0	0	1	0	.500	0	0	0-0	2	1	0	1.000
44 WALKER Tyson.....	.500	2-1	2	0	1	0	0	0	0	1	.500	0	0	1	0	.500	0	0	0-0	1	2	0	1.000
15 RAPAPORT Joshua..	.000	3-1	7	0	0	0	0	0	1	0	.000	1	0	2	0	.125	0	0	1-1	1	0	0	1.000
1 PEARCE Aidan.....	.000	2-0	2	0	0	0	0	0	0	0	.000	1	0	2	0	.333	0	0	0-0	1	2	0	1.000
10 MORAN Matthew....	.000	1-0	1	0	0	0	0	0	0	0	.000	0	0	1	0	.000	0	0	0-0	0	0	0	1.000
18 TARRANT Matthew..	.000	1-0	0	0	0	0	0	0	0	0	.000	0	0	0	0	.000	0	0	0-0	2	1	0	1.000
Totals.....	.325	4-4	157	34	51	10	6	0	28	73	.465	18	7	31	2	.415	1	0	17-20	105	46	14	.915
Opponents.....	.318	4-4	151	47	48	4	0	0	34	52	.344	26	4	22	1	.426	2	1	14-16	105	45	13	.920

LOB - Team (44), Opp (34). DPs turned - Team (4), Opp (2). CI - Team (2), BIONDO 2. IBB - Team (0), Opp (1). Picked off - BIONDO 1, LEE 1.

(All games Sorted by Earned run avg)

Player	ERA	W-L	APP	GS	CG	SHO/CBO	SV	IP	H	R	ER	BB	SO	2B	3B	HR	AB	B/Avg	WP	HBP	BK	SFA	SHA
35 HACKNEY-ROSE Elij	2.25	0-0	1	0	0	0/0	0	8.0	3	4	2	2	3	0	0	0	27	.111	1	0	0	1	0
44 WALKER Tyson....	2.57	1-0	1	1	0	0/0	0	7.0	7	4	2	2	11	0	0	0	29	.241	3	0	0	0	0
-----																							
26 LAWSON Tosh.....	0.00	0-0	1	0	0	0/0	1	3.0	2	1	0	0	0	1	0	0	11	.182	1	0	0	0	0
75 CORNELL Conrad...	0.00	0-0	1	0	0	0/0	1	2.0	3	0	0	1	2	0	0	0	8	.375	1	0	0	0	0
51 TYLER Max.....	5.40	1-0	1	1	0	0/0	0	5.0	6	5	3	4	2	0	0	0	21	.286	2	1	0	0	0
18 TARRANT Matthew..	15.00	0-0	1	0	0	0/0	0	3.0	2	6	5	7	0	0	0	0	10	.200	3	1	0	1	0
59 GONZALES Karim...	18.00	0-1	2	1	0	0/0	0	4.0	12	9	8	4	3	2	0	0	22	.545	1	1	0	0	1
30 DIX Jamie.....	27.00	0-0	1	0	0	0/0	0	1.0	4	3	3	0	0	0	0	0	7	.571	0	1	0	0	0
10 MORAN Matthew....	45.00	0-0	1	0	0	0/0	0	1.0	2	6	5	4	0	0	0	0	5	.400	0	0	0	0	0
8 SPROULE Sam.....	63.00	0-1	1	1	0	0/0	0	1.0	7	9	7	2	1	1	0	0	11	.636	0	0	0	0	0
Totals.....	8.74	2-2	4	4	0	0/0	2	35.0	48	47	34	26	22	4	0	0	151	.318	12	4	0	2	1
Opponents.....	6.43	2-2	4	4	0	0/0	1	35.0	51	34	25	18	31	10	6	0	157	.325	4	7	0	1	0

PB - Team (3), BIONDO 2, MOSIER 1, Opp (1). Pickoffs - Team (1), WALKER 1, Opp (2). SBA/ATT - BIONDO (10-12), GONZALES (7-7), MOSIER (4-4), TYLER (1-3), WALKER (2-2), LAWSON (1-1), TARRANT (1-1), CORNELL (1-1), HACKNEY-ROSE (1-1).

(All games Sorted by Fielding pct)

Player	C	PO	A	E	FLD%	Dps	SBA	CSB	SBA%	PB	CI
64 DELZOPPO Grant...	10	10	0	0	1.000	1	0	0	---	0	0
30 DIX Jamie.....	7	2	5	0	1.000	0	0	0	---	0	0
1 PEARCE Aidan....	3	1	2	0	1.000	1	0	0	---	0	0
51 TYLER Max.....	3	2	1	0	1.000	0	1	2	.333	0	0
44 WALKER Tyson....	3	1	2	0	1.000	0	2	0	1.000	0	0
18 TARRANT Matthew..	3	2	1	0	1.000	1	1	0	1.000	0	0
74 STROMAN Zach....	3	2	1	0	1.000	1	0	0	---	0	0
26 LAWSON Tosh.....	2	0	2	0	1.000	0	1	0	1.000	0	0
35 HACKNEY-ROSE Elij	1	0	1	0	1.000	0	1	0	1.000	0	0
15 RAPAPORT Joshua..	1	1	0	0	1.000	0	0	0	---	0	0
59 GONZALES Karim...	1	0	1	0	1.000	0	7	0	1.000	0	0
3 CRAMMAN Jonathan..	17	16	0	1	.941	1	0	0	---	0	0
6 SOMERS Julian....	15	13	1	1	.933	1	0	0	---	0	0
9 MOSIER Frederick..	27	20	5	2	.926	0	4	0	1.000	1	0
75 CORNELL Conrad...	11	7	3	1	.909	1	1	0	1.000	0	0
5 ALLEN Trevor.....	19	9	8	2	.895	1	0	0	---	0	0
16 TUCKER Martin....	21	7	11	3	.857	2	0	0	---	0	0
90 BIONDO Stefano...	18	12	2	4	.778	0	10	2	.833	2	2
10 MORAN Matthew....	0	0	0	0	.000	0	0	0	---	0	0
77 LEE Andrew.....	0	0	0	0	.000	0	0	0	---	0	0
72 JONES Ben.....	0	0	0	0	.000	0	0	0	---	0	0
8 SPROULE Sam.....	0	0	0	0	.000	0	0	0	---	0	0
Totals.....	165	105	46	14	.915	4	14	2	.875	3	2
Opponents.....	163	105	45	13	.920	2	17	3	.850	1	0

Hitting minimums - 1 Games 1.0 AB/Game 2.7 TPA/Game  
Pitching minimums - 1 Games 1.5 IP/Game





# QUALIFIER FEDERATIONS CUP '16

LONDON, GREAT BRITAIN • 21<sup>st</sup> / 26<sup>th</sup> JUNE



## Team's stats

	MKS Stal Kutno	POL
--	----------------	-----

Overall Statistics for MKS Stal Kutno (as of Jun 26, 2016)  
(All games Sorted by Batting avg)

record: 2-3

Player	AVG	GP-GS	AB	R	H	2B	3B	HR	RBI	TB	SLG%	BB	HBP	SO	GDP	OB%	SF	SH	SB-ATT	PO	A	E	FLD%
23 WOJTCZAK Jakub...	.647	5-5	17	7	11	2	2	0	6	17	1.000	5	1	1	0	.739	0	0	3-3	5	15	3	.870
21 WOJTCZAK Artur...	.500	5-5	22	5	11	3	0	0	6	14	.636	1	0	1	0	.522	0	0	2-2	0	3	3	.500
22 WROBLEWSKI Maciej	.478	5-5	23	11	11	1	0	0	3	12	.522	2	0	2	0	.520	0	0	2-2	5	0	1	.833
13 KAMINSKI Kacper...	.278	5-5	18	3	5	0	1	0	2	7	.389	1	0	7	0	.316	0	0	0-1	5	0	0	1.000
10 KOLASINSKI Jakub.	.278	5-5	18	4	5	2	0	0	1	7	.389	2	0	4	0	.350	0	0	0-0	10	8	2	.900
17 SERAFIN Mateusz..	.263	5-5	19	0	5	0	2	0	4	9	.474	2	0	6	1	.333	0	0	1-1	37	2	1	.975
69 GRZANOWSKI Marius	.261	5-5	23	4	6	1	0	0	5	7	.304	1	1	4	1	.320	0	0	1-1	2	10	2	.857
40 BIELECKI Gracjan.	.158	5-5	19	4	3	0	0	0	0	3	.158	1	0	5	0	.200	0	0	0-0	7	0	0	1.000
-----																							
34 MATECKI Robert...	.250	4-4	8	3	2	2	0	0	3	4	.500	4	0	1	1	.500	0	0	0-0	16	1	0	1.000
99 WASIAK Michal....	.167	4-1	12	0	2	0	0	0	1	2	.167	0	0	5	0	.167	0	0	0-0	22	0	1	.957
1 AGACKI Pawel.....	.000	2-0	2	0	0	0	0	0	0	0	.000	0	0	0	0	.000	0	0	0-0	2	2	1	.800
4 NOWICKI Mateusz..	.000	1-0	1	1	0	0	0	0	0	0	.000	0	0	0	0	.000	0	0	0-0	2	4	1	.857
24 GAJDZINSKI Domini	.000	1-0	0	0	0	0	0	0	0	0	.000	0	0	0	0	.000	0	0	0-0	0	0	0	.000
Totals.....	.335	5-5	182	42	61	11	5	0	31	82	.451	19	2	36	3	.404	0	0	9-10	114	49	15	.916
Opponents.....	.273	5-5	154	40	42	7	4	0	27	57	.370	28	6	36	1	.398	3	7	15-17	117	50	19	.898

LOB - Team (44), Opp (44). DPs turned - Team (1), Opp (3). IBB - Team (1), KOLASINSKI 1. Picked off - WROBLEWSKI 1.

(All games Sorted by Earned run avg)

Player	ERA	W-L	APP	GS	CG	SHO/CBO	SV	IP	H	R	ER	BB	SO	2B	3B	HR	AB	B/Avg	WP	HBP	BK	SFA	SHA
21 WOJTCZAK Artur...	6.23	1-1	2	2	1	0/0	0	13.0	18	16	9	9	16	3	1	0	56	.321	5	2	0	2	2
-----																							
23 WOJTCZAK Jakub...	0.00	0-0	1	0	0	0/0	0	3.0	1	2	0	2	3	0	1	0	13	.077	1	0	0	0	0
27 NADOLSKI Jakub...	3.86	1-0	1	1	1	0/0	0	7.0	6	3	3	3	11	0	0	0	26	.231	0	0	0	0	1
4 NOWICKI Mateusz..	6.00	0-1	1	1	0	0/0	0	6.0	5	7	4	7	0	0	0	0	19	.263	2	1	0	1	3
57 PIOTROWSKI Krzysz	7.50	0-1	1	1	0	0/0	0	6.0	7	5	5	4	5	2	2	0	25	.280	1	2	0	0	0
69 GRZANOWSKI Marius	9.00	0-0	1	0	0	0/0	0	2.0	4	6	2	1	0	2	0	0	12	.333	0	1	0	0	0
31 KALISZUK Patryk..	9.00	0-0	1	0	0	0/0	0	1.0	1	1	1	2	1	0	0	0	3	.333	2	0	0	0	1
Totals.....	5.68	2-3	5	5	2	0/0	0	38.0	42	40	24	28	36	7	4	0	154	.273	11	6	0	3	7
Opponents.....	6.23	3-2	5	5	0	0/0	1	39.0	61	42	27	19	36	11	5	0	182	.335	13	2	1	0	0

PB - Team (2), SERAFIN 2, Opp (1). Pickoffs - Team (1), NADOLSKI 1, Opp (1). SBA/ATT - SERAFIN (14-16), WOJTCZAK A (6-6), NOWICKI (3-5), PIOTROWSKI (4-4), WOJTCZAK J (1-1), NADOLSKI (1-1).  
<page>

QUALIFIER FEDERATIONS CUP '16  
Overall Statistics for MKS Stal Kutno (as of Jun 26, 2016)  
(All games Sorted by Fielding pct)

Player	C	PO	A	E	FLD%	Dps	SBA	CSB	SBA%	PB	CI
34 MATECKI Robert...	17	16	1	0	1.000	0	0	0	---	0	0
40 BIELECKI Gracjan.	7	7	0	0	1.000	0	0	0	---	0	0
13 KAMINSKI Kacper..	5	5	0	0	1.000	0	0	0	---	0	0
27 NADOLSKI Jakub...	4	1	3	0	1.000	0	1	0	1.000	0	0
31 KALISZUK Patryk..	1	0	1	0	1.000	0	0	0	---	0	0
17 SERAFIN Mateusz..	40	37	2	1	.975	0	14	2	.875	2	0
99 WASIAK Michal....	23	22	0	1	.957	1	0	0	---	0	0
10 KOLASINSKI Jakub.	20	10	8	2	.900	1	0	0	---	0	0
23 WOJTCZAK Jakub...	23	5	15	3	.870	1	1	0	1.000	0	0
69 GRZANOWSKI Marius	14	2	10	2	.857	0	0	0	---	0	0
4 NOWICKI Mateusz..	7	2	4	1	.857	0	3	2	.600	0	0
22 WROBLEWSKI Maciej	6	5	0	1	.833	0	0	0	---	0	0
1 AGACKI Pawel.....	5	2	2	1	.800	0	0	0	---	0	0
21 WOJTCZAK Artur...	6	0	3	3	.500	0	6	0	1.000	0	0
57 PIOTROWSKI Krzysz	0	0	0	0	.000	0	4	0	1.000	0	0
24 GAJDZINSKI Domini	0	0	0	0	.000	0	0	0	---	0	0
Totals.....	178	114	49	15	.916	1	15	2	.882	2	0
Opponents.....	186	117	50	19	.898	3	9	1	.900	1	0

Hitting minimums - 1 Games 1.0 AB/Game 2.7 TPA/Game  
Pitching minimums - 1 Games 1.5 IP/Game





# QUALIFIER FEDERATIONS CUP '16

LONDON, GREAT BRITAIN • 21<sup>st</sup> / 26<sup>th</sup> JUNE



## Team's stats

	Sofia Blues	BUL
--	-------------	-----

Overall Statistics for Sofia Blues (as of Jun 26, 2016)  
(All games Sorted by Batting avg)

record: 2-2

Player	AVG	GP-GS	AB	R	H	2B	3B	HR	RBI	TB	SLG%	BB	HBP	SO	GDP	OB%	SF	SH	SB-ATT	PO	A	E	FLD%
10 NASSAPOV Dimitar..	.400	4-4	15	5	6	1	0	0	4	7	.467	2	1	2	0	.474	1	0	4-5	31	1	2	.941
3 GILMOUR Keith....	.357	4-4	14	2	5	1	0	0	3	6	.429	4	0	1	0	.500	0	0	1-1	13	8	3	.875
66 MARKOV Vladimir..	.313	4-4	16	7	5	1	1	0	5	8	.500	2	1	1	0	.421	0	0	3-3	4	2	1	.857
47 GROUEV Petre.....	.267	4-4	15	8	4	0	0	0	3	4	.267	5	0	3	0	.450	0	0	2-2	35	0	0	1.000
5 CHERNOZEMSKY.....	.267	4-2	15	1	4	1	0	0	5	5	.333	0	0	6	0	.267	0	0	0-0	2	5	3	.700
17 NASSAPOV Alexande	.235	4-4	17	5	4	0	0	0	1	4	.235	2	0	1	0	.300	1	0	1-2	6	14	1	.952
13 OBETZANOV Ivan...	.182	3-3	11	1	2	0	0	0	0	2	.182	2	0	3	1	.308	0	0	0-0	4	0	1	.800
23 IWASAKI Koya.....	.111	4-3	9	1	1	0	0	0	0	1	.111	2	0	3	0	.273	0	0	0-0	7	0	2	.778
15 DRAGOEV Ilian....	.000	3-3	10	3	0	0	0	0	1	0	.000	2	0	4	0	.167	0	1	1-1	3	12	2	.882
-----																							
2 BOYADZHIEV Filip..	.111	3-3	9	1	1	0	0	0	1	1	.111	0	0	4	0	.111	0	0	0-0	1	0	0	1.000
77 GEORGIEV Danail..	.000	3-2	4	0	0	0	0	0	0	0	.000	0	0	2	0	.000	0	0	0-0	0	0	0	.000
28 BESHKOV.....	.000	1-1	3	0	0	0	0	0	0	0	.000	0	0	2	0	.000	0	0	0-0	0	4	1	.800
9 ANGELOV Nikolay..	.000	1-0	1	0	0	0	0	0	0	0	.000	0	0	1	0	.000	0	0	0-0	0	0	0	.000
Totals.....	.230	4-4	139	34	32	4	1	0	23	38	.273	21	2	33	1	.335	2	1	12-14	106	46	16	.905
Opponents.....	.299	4-4	154	36	46	7	3	0	29	59	.383	22	4	29	0	.396	2	1	8-9	105	41	15	.907

LOB - Team (28), Opp (41). DPs turned - Team (1), Opp (1). CI - Team (0), Opp (2). Picked off - NASSAPOV D 1.

(All games Sorted by Earned run avg)

Player	ERA	W-L	APP	GS	CG	SHO/CBO	SV	IP	H	R	ER	BB	SO	2B	3B	HR	AB	B/Avg	WP	HBP	BK	SFA	SHA
28 BESHKOV.....	1.42	0-2	3	2	0	0/0	0	12.2	18	15	2	6	10	3	1	0	58	.310	2	1	0	2	0
5 CHERNOZEMSKY.....	3.72	1-0	3	0	0	0/0	1	9.2	9	7	4	7	10	4	2	0	38	.237	0	0	0	0	1
23 IWASAKI Koya.....	10.50	1-0	1	1	0	0/0	0	6.0	10	7	7	3	6	0	0	0	28	.357	0	3	0	0	0
-----																							
15 DRAGOEV Ilian....	0.00	0-0	1	0	0	0/0	0	2.0	0	0	0	1	0	0	0	0	6	.000	0	0	0	0	0
8 MACHITA Takanori..	0.00	0-0	1	0	0	0/0	0	1.0	1	1	0	1	1	0	0	0	5	.200	0	0	0	0	0
9 ANGELOV Nikolay..	13.50	0-0	1	1	0	0/0	0	4.0	8	6	6	4	2	0	0	0	19	.421	0	0	0	0	0
Totals.....	4.84	2-2	4	4	0	0/0	1	35.1	46	36	19	22	29	7	3	0	154	.299	2	4	0	2	1
Opponents.....	4.89	2-2	4	4	1	0/0	0	35.0	32	34	19	21	33	4	1	0	139	.230	6	2	0	2	1

PB - Team (0), Opp (2). Pickoffs - Team (0), Opp (1). SBA/ATT - NASSAPOV D (8-9), IWASAKI (4-4), BESHKOV (3-3), ANGELOV (0-1), CHERNOZEMSKY (1-1).  
<page>

QUALIFIER FEDERATIONS CUP '16  
Overall Statistics for Sofia Blues (as of Jun 26, 2016)  
(All games Sorted by Fielding pct)

Player	C	PO	A	E	FLD%	Dps	SBA	CSB	SBA%	PB	CI
47 GROUEV Petre.....	35	35	0	0	1.000	1	0	0	---	0	0
2 BOYADZHIEV Filip..	1	1	0	0	1.000	0	0	0	---	0	0
17 NASSAPOV Alexande	21	6	14	1	.952	0	0	0	---	0	0
10 NASSAPOV Dimitar..	34	31	1	2	.941	0	8	1	.889	0	0
15 DRAGOEV Ilian....	17	3	12	2	.882	0	0	0	---	0	0
3 GILMOUR Keith....	24	13	8	3	.875	1	0	0	---	0	0
66 MARKOV Vladimir..	7	4	2	1	.857	0	0	0	---	0	0
13 OBETZANOV Ivan...	5	4	0	1	.800	0	0	0	---	0	0
28 BESHKOV.....	5	0	4	1	.800	0	3	0	1.000	0	0
23 IWASAKI Koya.....	9	7	0	2	.778	0	4	0	1.000	0	0
5 CHERNOZEMSKY.....	10	2	5	3	.700	0	1	0	1.000	0	0
8 MACHITA Takanori..	0	0	0	0	.000	0	0	0	---	0	0
9 ANGELOV Nikolay..	0	0	0	0	.000	0	0	1	.000	0	0
77 GEORGIEV Danail..	0	0	0	0	.000	0	0	0	---	0	0
Totals.....	168	106	46	16	.905	1	8	1	.889	0	0
Opponents.....	161	105	41	15	.907	1	12	2	.857	2	2

Hitting minimums - 1 Games 1.0 AB/Game 2.7 TPA/Game  
Pitching minimums - 1 Games 1.5 IP/Game





# QUALIFIER FEDERATIONS CUP '16

LONDON, GREAT BRITAIN • 21<sup>st</sup> / 26<sup>th</sup> JUNE



## Leaders Summary

Batting Leaders (as of Jun 26, 2016)  
(All games)

Hitting minimums - 1 Games 1.0 AB/Game 2.7 TPA/Game  
Pitching minimums - 1 Games 1.5 IP/Game

### Batting avg

1. WOJTCZAK Jakub, POL.....	.647
2. GONTIER Yannick, BEL.....	.583
3. DE LANNOY Steven, BEL.....	.550
4. SOMERS Julian, GBR.....	.533
5. WOJTCZAK Artur, POL.....	.500
6. WROBLEWSKI Maciej, POL.....	.478
7. BOERMANS Sam, BEL.....	.462
LEWIS Rob, BEL.....	.462
9. MARQUEZ Alexis, BEL.....	.444
10. MOSTIER Frederick, GBR.....	.429

### Slugging pct

1. WOJTCZAK Jakub, POL.....	1.000
2. SOMERS Julian, GBR.....	.933
3. DE LANNOY Steven, BEL.....	.700
4. GONTIER Yannick, BEL.....	.667
5. CORNELL Conrad, GBR.....	.647
6. WOJTCZAK Artur, POL.....	.636
7. BOERMANS Sam, BEL.....	.615
LEWIS Rob, BEL.....	.615
9. TUCKER Martin, GBR.....	.600
10. VERVIOET Kevin, BEL.....	.538

### On base pct

1. WOJTCZAK Jakub, POL.....	.739
2. GONTIER Yannick, BEL.....	.615
3. SOMERS Julian, GBR.....	.600
VAN GEEL Timen, BEL.....	.600
5. DE LANNOY Steven, BEL.....	.591
BOERMANS Sam, BEL.....	.591
7. LEWIS Rob, BEL.....	.588
8. MOSTIER Frederick, GBR.....	.556
VERVIOET Kevin, BEL.....	.556
10. WOJTCZAK Artur, POL.....	.522

### Runs scored

1. WROBLEWSKI Maciej, POL.....	11
2. DE LANNOY Steven, BEL.....	9
3. VAN GEEL Timen, BEL.....	8
BOERMANS Sam, BEL.....	8
CORNELL Conrad, GBR.....	8
LEWIS Rob, BEL.....	8
MARQUEZ Alexis, BEL.....	8
GROUEV Petre, BUL.....	8
9. 5 tied at.....	7

### Hits

1. WROBLEWSKI Maciej, POL.....	11
WOJTCZAK Artur, POL.....	11
DE LANNOY Steven, BEL.....	11
WOJTCZAK Jakub, POL.....	11
5. JANSSENS Wesley, BEL.....	8
MARQUEZ Alexis, BEL.....	8
SOMERS Julian, GBR.....	8
8. GONTIER Yannick, BEL.....	7
9. 10 tied at.....	6

### Runs batted in

1. DE LANNOY Steven, BEL.....	9
2. BOERMANS Sam, BEL.....	7
3. JANSSENS Wesley, BEL.....	6
WOJTCZAK Artur, POL.....	6
WOJTCZAK Jakub, POL.....	6
SOMERS Julian, GBR.....	6
MARQUEZ Alexis, BEL.....	6
8. 8 tied at.....	5

### Doubles

1. CORNELL Conrad, GBR.....	3
WOJTCZAK Artur, POL.....	3
OCHOA B Joannes D, BEL.....	3
4. LEWIS Rob, BEL.....	2
KOLASINSKI Jakub, POL.....	2
WOJTCZAK Jakub, POL.....	2
SOMERS Julian, GBR.....	2
MATECKI Robert, POL.....	2
BOERMANS Sam, BEL.....	2
10. 17 tied at.....	1

### Triples

1. SERAFIN Mateusz, POL.....	2
WOJTCZAK Jakub, POL.....	2
SOMERS Julian, GBR.....	2
4. 8 tied at.....	1

### Home runs

### Total bases

1. WOJTCZAK Jakub, POL.....	17
2. DE LANNOY Steven, BEL.....	14
SOMERS Julian, GBR.....	14
WOJTCZAK Artur, POL.....	14
5. WROBLEWSKI Maciej, POL.....	12
6. CORNELL Conrad, GBR.....	11
7. 5 tied at.....	9

### Walks

1. OCHOA B Joannes D, BEL.....	8
2. BOERMANS Sam, BEL.....	7
3. SERBAN Ionut, ROM.....	6
4. MARQUEZ Alexis, BEL.....	5
GROUEV Petre, BUL.....	5
WOJTCZAK Jakub, POL.....	5
VERVIOET Kevin, BEL.....	5
8. MATECKI Robert, POL.....	4
GILMOUR Keith, BUL.....	4
DE MILDE Roy, BEL.....	4

### Hit by pitch

1. VAN GEEL Timen, BEL.....	4
2. CRAMMAN Jonathan, GBR.....	2
DE MILDE Roy, BEL.....	2
DIX Jamie, GBR.....	2
5. 13 tied at.....	1

### Sac bunts

1. VERVIOET Kevin, BEL.....	2
LEWIS Rob, BEL.....	2
3. DRAGOEV Ilian, BUL.....	1
JANSSEN Drew, BEL.....	1
GONTIER Yannick, BEL.....	1
PANAITESCU D Corne, ROM.....	1
VAN GEEL Timen, BEL.....	1
JANSSENS Wesley, BEL.....	1

### Sac flies

1. MARQUEZ Alexis, BEL.....	2
BOERMANS Sam, BEL.....	2
3. NASSAPOV Alexander, BUL.....	1
NASSAPOV Dimitar, BUL.....	1
BELA George, ROM.....	1
OCHOA B Joannes D, BEL.....	1
SOMERS Julian, GBR.....	1

### Stolen bases

1. DE LANNOY Steven, BEL.....	7
2. CORNELL Conrad, GBR.....	5
LEE Andrew, GBR.....	5
4. MARQUEZ Alexis, BEL.....	4
NASSAPOV Dimitar, BUL.....	4
6. MARKOV Vladimir, BUL.....	3
WOJTCZAK Jakub, POL.....	3
JANSSENS Wesley, BEL.....	3
9. 7 tied at.....	2

### Total plate appearances

1. OCHOA B Joannes D, BEL.....	27
2. MARQUEZ Alexis, BEL.....	25
GRZANOWSKI Mariusz, POL.....	25
WROBLEWSKI Maciej, POL.....	25
5. WOJTCZAK Jakub, POL.....	23
JANSSENS Wesley, BEL.....	23
WOJTCZAK Artur, POL.....	23
8. BOERMANS Sam, BEL.....	22
DE LANNOY Steven, BEL.....	22
10. 5 tied at.....	21

### At bats

1. WROBLEWSKI Maciej, POL.....	23
GRZANOWSKI Mariusz, POL.....	23
3. WOJTCZAK Artur, POL.....	22
4. DE LANNOY Steven, BEL.....	20
JANSSENS Wesley, BEL.....	20
6. SERAFIN Mateusz, POL.....	19
BIELECKI Gracjan, POL.....	19
ALLEN Trevor, GBR.....	19
9. 4 tied at.....	18

### Steal attempts

1. LEE Andrew, GBR.....	7
DE LANNOY Steven, BEL.....	7
3. CORNELL Conrad, GBR.....	6
4. NASSAPOV Dimitar, BUL.....	5
MARQUEZ Alexis, BEL.....	5
6. WOJTCZAK Jakub, POL.....	3
MARKOV Vladimir, BUL.....	3
JANSSENS Wesley, BEL.....	3
LEWIS Rob, BEL.....	3
10. 8 tied at.....	2

### Strikeouts

1. KAMINSKI Kacper, POL.....	7
2. CHERNOZEMSKY, BUL.....	6
SERAFIN Mateusz, POL.....	6
4. BIELECKI Gracjan, POL.....	5
WASIAK Michal, POL.....	5
BELA George, ROM.....	5
7. 7 tied at.....	4

### Caught stealing

1. LEE Andrew, GBR.....	2
2. 10 tied at.....	1

### Grounded into DP

1. DELZOPPO Grant, GBR.....	1
BIONDO Stefano, GBR.....	1
SERAFIN Mateusz, POL.....	1
MATECKI Robert, POL.....	1
OBETZANOV Ivan, BUL.....	1
GRZANOWSKI Mariusz, POL.....	1





# QUALIFIER FEDERATIONS CUP '16

LONDON, GREAT BRITAIN • 21<sup>st</sup> / 26<sup>th</sup> JUNE



### Batting Analysis Leaders (as of Jun 26, 2016) (All games)

Hitting minimums - 1 Games 1.0 AB/Game 2.7 TPA/Game  
Pitching minimums - 1 Games 1.5 IP/Game

#### Avg vs left

1. NASSAPOV Dimitar, BUL.....	1.000
VAN GEEL Timen, BEL.....	1.000
3. WOJTCZAK Jakub, POL.....	.750
4. MARQUEZ Alexis, BEL.....	.600
5. WROBLEWSKI Maciej, POL.....	.500
GROUEV Petre, BUL.....	.500
VERVIOET Kevin, BEL.....	.500
8. GONTIER Yannick, BEL.....	.400
9. GRZANOWSKI Mariusz, POL.....	.333
MARKOV Vladimir, BUL.....	.333

#### Avg w/2 outs

1. SOMERS Julian, GBR.....	1.000
2. MOSIER Frederick, GBR.....	.833
3. TUCKER Martin, GBR.....	.667
CHERNOZEMSKY, BUL.....	.667
5. BOERMANS Sam, BEL.....	.600
6. PANAITESCU D Corne, ROM.....	.571
7. WOJTCZAK Artur, POL.....	.545
8. WROBLEWSKI Maciej, POL.....	.500
DE LANNOY Steven, BEL.....	.500
MARQUEZ Alexis, BEL.....	.500

#### Avg w/bases loaded

1. DE LANNOY Steven, BEL.....	1.000
VAN GEEL Timen, BEL.....	1.000
3. JANSSENS Wesley, BEL.....	.500
ALLEN Trevor, GBR.....	.500
MARKOV Vladimir, BUL.....	.500
PANAITESCU D Corne, ROM.....	.500
NASSAPOV Dimitar, BUL.....	.500
LEWIS Rob, BEL.....	.500
9. GRZANOWSKI Mariusz, POL.....	.333
CHERNOZEMSKY, BUL.....	.333

#### Pinch hitting avg

1. CHERNOZEMSKY, BUL.....	1.000
MOSIER Frederick, GBR.....	1.000
MIHAI A Alexandru, ROM.....	1.000
VAN GEEL Timen, BEL.....	1.000
DE LANNOY Steven, BEL.....	1.000
6. WASIAK Michal, POL.....	.500
7. BARBELIAN Paul, ROM.....	.000
NOWICKI Mateusz, POL.....	.000
GEORGIEV Danail, BUL.....	.000
LEE Andrew, GBR.....	.000

#### 2-out RBIs

1. DE LANNOY Steven, BEL.....	4
WOJTCZAK Artur, POL.....	4
BOERMANS Sam, BEL.....	4
4. MARQUEZ Alexis, BEL.....	3
JANSSEN Drew, BEL.....	3
JANSSENS Wesley, BEL.....	3
CHERNOZEMSKY, BUL.....	3
8. 6 tied at.....	2

#### Fly outs

1. MARQUEZ Alexis, BEL.....	8
2. JANSSEN Drew, BEL.....	6
NASSAPOV Alexander, BUL.....	6
BIELECKI Gracjan, POL.....	6
OCHOA B Joannes D, BEL.....	6
6. BOERMANS Sam, BEL.....	5
ALLEN Trevor, GBR.....	5
8. 8 tied at.....	4

#### Ground outs/Fly outs

1. VAN GEEL Timen, BEL.....	99.00
DIX Jamie, GBR.....	99.00
3. GRZANOWSKI Mariusz, POL.....	11.00
4. TALANGESCU V Costi, ROM.....	7.00
5. PRED A Adrian, ROM.....	6.00
6. OBETZANOV Ivan, BUL.....	5.00
7. JANSSENS Wesley, BEL.....	4.00
8. SERAFIN Mateusz, POL.....	3.00
MARKOV Vladimir, BUL.....	3.00
BARBELIAN Paul, ROM.....	3.00

#### Avg vs right

1. GONTIER Yannick, BEL.....	.714
2. DE LANNOY Steven, BEL.....	.647
3. WOJTCZAK Jakub, POL.....	.615
4. WOJTCZAK Artur, POL.....	.611
5. SOMERS Julian, GBR.....	.533
6. BOERMANS Sam, BEL.....	.500
7. WROBLEWSKI Maciej, POL.....	.471
8. JANSSENS Wesley, BEL.....	.462
LEWIS Rob, BEL.....	.462
10. MOSIER Frederick, GBR.....	.429

#### Avg w/bases empty

1. VAN DERCRUYSSSEN M, BEL.....	1.000
WALKER Tyson, GBR.....	1.000
MIHAI A Alexandru, ROM.....	1.000
4. MARQUEZ Alexis, BEL.....	.714
5. JANSSENS Wesley, BEL.....	.667
WOJTCZAK Jakub, POL.....	.667
MOSIER Frederick, GBR.....	.667
BOERMANS Sam, BEL.....	.667
9. GRZANOWSKI Mariusz, POL.....	.500
VERVIOET Kevin, BEL.....	.500

#### Avg w/RBI ops

1. WOJTCZAK Jakub, POL.....	.833
2. GONTIER Yannick, BEL.....	.800
3. TUCKER Martin, GBR.....	.750
4. BOERMANS Sam, BEL.....	.667
5. DE LANNOY Steven, BEL.....	.643
6. SOMERS Julian, GBR.....	.600
VERVIOET Kevin, BEL.....	.600
8. WROBLEWSKI Maciej, POL.....	.571
9. WOJTCZAK Artur, POL.....	.545
10. MARKOV Vladimir, BUL.....	.500

#### Pinch hit at bats

1. WASIAK Michal, POL.....	2
BARBELIAN Paul, ROM.....	2
3. 12 tied at.....	1

#### Runners advanced

1. JANSSENS Wesley, BEL.....	7
2. PANAITESCU D Corne, ROM.....	6
3. 9 tied at.....	3

#### Ground outs

1. GRZANOWSKI Mariusz, POL.....	11
2. JANSSENS Wesley, BEL.....	8
3. TALANGESCU V Costi, ROM.....	7
SERBANESCU S Andre, ROM.....	7
PANAITESCU D Corne, ROM.....	7
6. 6 tied at.....	6

#### Pct reach as leadoff

1. WOJTCZAK Jakub, POL.....	1.000
GILMOUR Keith, BUL.....	1.000
VERVIOET Kevin, BEL.....	1.000
BOERMANS Sam, BEL.....	1.000
LEE Andrew, GBR.....	1.000
IWASAKI Koya, BUL.....	1.000
7. KOLASINSKI Jakub, POL.....	.800
8. JANSSENS Wesley, BEL.....	.750
9. MARQUEZ Alexis, BEL.....	.667
MOSIER Frederick, GBR.....	.667

#### Avg w/runners

1. SOMERS Julian, GBR.....	.714
2. WOJTCZAK Jakub, POL.....	.636
3. DE LANNOY Steven, BEL.....	.625
GONTIER Yannick, BEL.....	.625
5. WOJTCZAK Artur, POL.....	.583
6. WROBLEWSKI Maciej, POL.....	.500
TUCKER Martin, GBR.....	.500
LEWIS Rob, BEL.....	.500
VAN GEEL Timen, BEL.....	.500
BIONDO Stefano, GBR.....	.500

#### Pct adv runners

1. SOMERS Julian, GBR.....	.889
2. WOJTCZAK Jakub, POL.....	.857
3. PANAITESCU D Corne, ROM.....	.818
4. MOSIER Frederick, GBR.....	.750
5. LEWIS Rob, BEL.....	.733
6. VAN GEEL Timen, BEL.....	.714
7. WROBLEWSKI Maciej, POL.....	.700
8. MARKOV Vladimir, BUL.....	.692
9. DE LANNOY Steven, BEL.....	.688
10. JANSSENS Wesley, BEL.....	.667

#### Pinch hits

1. MIHAI A Alexandru, ROM.....	1
VAN GEEL Timen, BEL.....	1
MOSIER Frederick, GBR.....	1
DE LANNOY Steven, BEL.....	1
CHERNOZEMSKY, BUL.....	1
WASIAK Michal, POL.....	1

#### Runners left on base

1. SERAFIN Mateusz, POL.....	12
2. SERBANESCU S Andre, ROM.....	9
3. OCHOA B Joannes D, BEL.....	8
4. DELZOPPO Grant, GBR.....	7
5. CORNELL Conrad, GBR.....	6
MARQUEZ Alexis, BEL.....	6
LEE Andrew, GBR.....	6
TALANGESCU V Costi, ROM.....	6
PRED A Adrian, ROM.....	6
JANSSEN Drew, BEL.....	6

#### Fly outs/Ground outs

1. MARQUEZ Alexis, BEL.....	4.00
2. KAMINSKI Kacper, POL.....	2.00
WOJTCZAK Jakub, POL.....	2.00
GROUEV Petre, BUL.....	2.00
BELA George, ROM.....	2.00
6. BOERMANS Sam, BEL.....	1.67
7. BIELECKI Gracjan, POL.....	1.50
SOMERS Julian, GBR.....	1.50
CHERNOZEMSKY, BUL.....	1.50
GONTIER Yannick, BEL.....	1.50



# QUALIFIER FEDERATIONS CUP '16

LONDON, GREAT BRITAIN • 21<sup>st</sup> / 26<sup>th</sup> JUNE



### Batting Per-Game Leaders (as of Jun 26, 2016) (All games)

Hitting minimums - 1 Games    1.0 AB/Game    2.7 TPA/Game  
Pitching minimums - 1 Games    1.5 IP/Game

#### Hits per game

1. GONTIER Yannick, BEL.....	2.33
2. WROBLEWSKI Maciej, POL.....	2.20
WOJTCZAK Artur, POL.....	2.20
DE LANNNOY Steven, BEL.....	2.20
WOJTCZAK Jakub, POL.....	2.20
6. JANSSENS Wesley, BEL.....	2.00
SOMERS Julian, GBR.....	2.00
8. MARQUEZ Alexis, BEL.....	1.60
9. ALLEN Trevor, GBR.....	1.50
CORNELL Conrad, GBR.....	1.50

#### Runs scored per game

1. WROBLEWSKI Maciej, POL.....	2.20
2. CORNELL Conrad, GBR.....	2.00
GROUEV Petre, BUL.....	2.00
LEWIS Rob, BEL.....	2.00
5. DE LANNNOY Steven, BEL.....	1.80
6. JANSSENS Wesley, BEL.....	1.75
MARKOV Vladimir, BUL.....	1.75
VERVIOET Kevin, BEL.....	1.75
9. MARQUEZ Alexis, BEL.....	1.60
BOERMANS Sam, BEL.....	1.60

#### Doubles per game

1. CORNELL Conrad, GBR.....	0.75
2. WOJTCZAK Artur, POL.....	0.60
OCHOA B Joannes D, BEL.....	0.60
4. SOMERS Julian, GBR.....	0.50
LEWIS Rob, BEL.....	0.50
6. KOLASINSKI Jakub, POL.....	0.40
WOJTCZAK Jakub, POL.....	0.40
BOERMANS Sam, BEL.....	0.40
9. DELZOPPO Grant, GBR.....	0.33
GONTIER Yannick, BEL.....	0.33

#### Triples per game

1. SOMERS Julian, GBR.....	0.50
2. SERAFIN Mateusz, POL.....	0.40
WOJTCZAK Jakub, POL.....	0.40
4. DELZOPPO Grant, GBR.....	0.33
5. CORNELL Conrad, GBR.....	0.25
MARKOV Vladimir, BUL.....	0.25
TUCKER Martin, GBR.....	0.25
VERVIOET Kevin, BEL.....	0.25
9. DE LANNNOY Steven, BEL.....	0.20
KAMINSKI Kacper, POL.....	0.20

#### Homers per game

1. GRZANOWSKI Mariusz, POL.....	0.00
WROBLEWSKI Maciej, POL.....	0.00
WOJTCZAK Artur, POL.....	0.00
JANSSENS Wesley, BEL.....	0.00
DE LANNNOY Steven, BEL.....	0.00
ALLEN Trevor, GBR.....	0.00
SERAFIN Mateusz, POL.....	0.00
BIELECKI Gracjan, POL.....	0.00
KAMINSKI Kacper, POL.....	0.00
OCHOA B Joannes D, BEL.....	0.00

#### RBIs per game

1. DE LANNNOY Steven, BEL.....	1.80
2. GONTIER Yannick, BEL.....	1.67
3. JANSSENS Wesley, BEL.....	1.50
SOMERS Julian, GBR.....	1.50
5. BOERMANS Sam, BEL.....	1.40
6. MARKOV Vladimir, BUL.....	1.25
JANSSEN Drew, BEL.....	1.25
CHERNOZEMSKY, BUL.....	1.25
LEWIS Rob, BEL.....	1.25
VERVIOET Kevin, BEL.....	1.25

#### Stolen bases per game

1. LEE Andrew, GBR.....	1.67
2. DE LANNNOY Steven, BEL.....	1.40
3. CORNELL Conrad, GBR.....	1.25
4. NASSAPOV Dimitar, BUL.....	1.00
5. MARQUEZ Alexis, BEL.....	0.80
6. JANSSENS Wesley, BEL.....	0.75
MARKOV Vladimir, BUL.....	0.75
8. WOJTCZAK Jakub, POL.....	0.60
9. GROUEV Petre, BUL.....	0.50
SOMERS Julian, GBR.....	0.50

#### Walks per game

1. OCHOA B Joannes D, BEL.....	1.60
2. SERBAN Ionut, ROM.....	1.50
3. BOERMANS Sam, BEL.....	1.40
4. GROUEV Petre, BUL.....	1.25
VERVIOET Kevin, BEL.....	1.25
6. MARQUEZ Alexis, BEL.....	1.00
WOJTCZAK Jakub, POL.....	1.00
GILMOUR Keith, BUL.....	1.00
9. CORNELL Conrad, GBR.....	0.75
JANSSEN Drew, BEL.....	0.75

#### Strikeouts per game

1. DE LANNNOY Steven, BEL.....	0.00
PANAITESCU D Corne, ROM.....	0.00
LEWIS Rob, BEL.....	0.00
GONTIER Yannick, BEL.....	0.00
5. WOJTCZAK Artur, POL.....	0.20
MARQUEZ Alexis, BEL.....	0.20
WOJTCZAK Jakub, POL.....	0.20
BOERMANS Sam, BEL.....	0.20
9. JANSSENS Wesley, BEL.....	0.25
NASSAPOV Alexander, BUL.....	0.25

#### At bats per game

1. JANSSENS Wesley, BEL.....	5.00
2. ALLEN Trevor, GBR.....	4.75
3. DELZOPPO Grant, GBR.....	4.67
4. WROBLEWSKI Maciej, POL.....	4.60
GRZANOWSKI Mariusz, POL.....	4.60
6. WOJTCZAK Artur, POL.....	4.40
7. CORNELL Conrad, GBR.....	4.25
NASSAPOV Alexander, BUL.....	4.25
9. DE LANNNOY Steven, BEL.....	4.00
JANSSEN Drew, BEL.....	4.00

#### Plate appearances/game

1. JANSSENS Wesley, BEL.....	5.75
2. OCHOA B Joannes D, BEL.....	5.40
3. ALLEN Trevor, GBR.....	5.25
CORNELL Conrad, GBR.....	5.25
JANSSEN Drew, BEL.....	5.25
6. WROBLEWSKI Maciej, POL.....	5.00
GRZANOWSKI Mariusz, POL.....	5.00
MARQUEZ Alexis, BEL.....	5.00
NASSAPOV Alexander, BUL.....	5.00
GROUEV Petre, BUL.....	5.00



# QUALIFIER FEDERATIONS CUP '16

LONDON, GREAT BRITAIN • 21<sup>st</sup> / 26<sup>th</sup> JUNE



Pitching Leaders (as of Jun 26, 2016)  
(All games)

Hitting minimums - 1 Games 1.0 AB/Game 2.7 TPA/Game  
Pitching minimums - 1 Games 1.5 IP/Game

#### Earned run avg

1. BESHKOV, BUL.....	1.42
2. HACKNEY-ROSE Elija, GBR....	2.25
3. WALKER Tyson, GBR.....	2.57
4. CHERNOZEMSKY, BUL.....	3.72
5. SVEDHEM Jesper, BEL.....	5.00
6. LAZAR Catalin, ROM.....	5.40
7. WOJTCZAK Artur, POL.....	6.23
8. IWASAKI Koya, BUL.....	10.50
9. ADUMITRACHIOAIE A, ROM.....	16.00

#### Opposing bat avg

1. HACKNEY-ROSE Elija, GBR....	.111
2. CHERNOZEMSKY, BUL.....	.237
3. WALKER Tyson, GBR.....	.241
4. SVEDHEM Jesper, BEL.....	.306
5. BESHKOV, BUL.....	.310
6. WOJTCZAK Artur, POL.....	.321
7. IWASAKI Koya, BUL.....	.357
8. LAZAR Catalin, ROM.....	.383
9. ADUMITRACHIOAIE A, ROM.....	.457

#### Innings pitched

1. WOJTCZAK Artur, POL.....	13.0
2. BESHKOV, BUL.....	12.2
3. LAZAR Catalin, ROM.....	10.0
4. CHERNOZEMSKY, BUL.....	9.2
5. ADUMITRACHIOAIE A, ROM.....	9.0
6. SVEDHEM Jesper, BEL.....	9.0
7. HACKNEY-ROSE Elija, GBR....	8.0
8. WALKER Tyson, GBR.....	7.0
9. IWASAKI Koya, BUL.....	6.0

#### Batters struck out

1. WOJTCZAK Artur, POL.....	16
2. WALKER Tyson, GBR.....	11
3. NADOLSKI Jakub, POL.....	11
4. BESHKOV, BUL.....	10
5. CHERNOZEMSKY, BUL.....	10
6. ADUMITRACHIOAIE A, ROM.....	9
7. SVEDHEM Jesper, BEL.....	8
8. LAZAR Catalin, ROM.....	7
9. IWASAKI Koya, BUL.....	6
10.3 tied at.....	5

#### Batters SO out looking

1. WOJTCZAK Artur, POL.....	7
2. BESHKOV, BUL.....	5
3. WALKER Tyson, GBR.....	3
4. LAZAR Catalin, ROM.....	3
5.9 tied at.....	2

#### Wins

1. 11 tied at.....	1
--------------------	---

#### Saves

1. CHERNOZEMSKY, BUL.....	1
CORNELL Conrad, GBR.....	1
LAWSON Tosh, GBR.....	1

#### Appearances

1. LAZAR Catalin, ROM.....	3
BESHKOV, BUL.....	3
CHERNOZEMSKY, BUL.....	3
4. SVEDHEM Jesper, BEL.....	2
GONZALES Karim, GBR.....	2
WOJTCZAK Artur, POL.....	2
DE PERMENTIER M, BEL.....	2
OCHOA B Joannes D, BEL.....	2
ADUMITRACHIOAIE A, ROM.....	2
GONTIER Yannick, BEL.....	2

#### Games started

1. WOJTCZAK Artur, POL.....	2
BESHKOV, BUL.....	2
ADUMITRACHIOAIE A, ROM.....	2
4. 16 tied at.....	1

#### Games finished

1. LAZAR Catalin, ROM.....	3
2. OCHOA B Joannes D, BEL.....	2
CHERNOZEMSKY, BUL.....	2
GONTIER Yannick, BEL.....	2
5. 11 tied at.....	1

#### Games in relief

1. LAZAR Catalin, ROM.....	3
CHERNOZEMSKY, BUL.....	3
3. OCHOA B Joannes D, BEL.....	2
GONTIER Yannick, BEL.....	2
5. 17 tied at.....	1

#### Sac bunts allowed

1. NOWICKI Mateusz, POL.....	3
2. WOJTCZAK Artur, POL.....	2
3. KALISZUK Patryk, POL.....	1
NADOLSKI Jakub, POL.....	1
SVEDHEM Jesper, BEL.....	1
GONZALES Karim, GBR.....	1
CHERNOZEMSKY, BUL.....	1

#### Sac flies allowed

1. WOJTCZAK Artur, POL.....	2
BESHKOV, BUL.....	2
3. BELA George, ROM.....	1
TARRANT Matthew, GBR.....	1
HACKNEY-ROSE Elija, GBR....	1
NOWICKI Mateusz, POL.....	1
ADUMITRACHIOAIE A, ROM.....	1

#### Losses

1. ADUMITRACHIOAIE A, ROM.....	2
BESHKOV, BUL.....	2
3. BELA George, ROM.....	1
PIOTROWSKI Krzysztof, POL....	1
SPROULE Sam, GBR.....	1
LAZAR Catalin, ROM.....	1
GONZALES Karim, GBR.....	1
WOJTCZAK Artur, POL.....	1
NOWICKI Mateusz, POL.....	1

#### Runners picked off

1. LAZAR Catalin, ROM.....	2
2. WALKER Tyson, GBR.....	1
NADOLSKI Jakub, POL.....	1
SVEDHEM Jesper, BEL.....	1

#### Wild pitches

1. WOJTCZAK Artur, POL.....	5
2. ADUMITRACHIOAIE A, ROM.....	4
3. SVEDHEM Joakim, BEL.....	3
WALKER Tyson, GBR.....	3
TARRANT Matthew, GBR.....	3
6. 6 tied at.....	2

#### Balks

1. MARQUEZ Alexis, BEL.....	1
-----------------------------	---

#### Hit batters

1. IWASAKI Koya, BUL.....	3
2. WOJTCZAK Artur, POL.....	2
PIOTROWSKI Krzysztof, POL....	2
LAZAR Catalin, ROM.....	2
SVEDHEM Jesper, BEL.....	2
BELA George, ROM.....	2
7. 10 tied at.....	1

#### Intentional BB allowed

1. CORNELL Conrad, GBR.....	1
-----------------------------	---

#### Hits allowed

1. HACKNEY-ROSE Elija, GBR....	3
2. WALKER Tyson, GBR.....	7
3. CHERNOZEMSKY, BUL.....	9
4. IWASAKI Koya, BUL.....	10
5. SVEDHEM Jesper, BEL.....	11
6. LAZAR Catalin, ROM.....	18
BESHKOV, BUL.....	18
WOJTCZAK Artur, POL.....	18
9. ADUMITRACHIOAIE A, ROM.....	21

#### Runs allowed

1. WALKER Tyson, GBR.....	4
HACKNEY-ROSE Elija, GBR....	4
3. SVEDHEM Jesper, BEL.....	5
4. IWASAKI Koya, BUL.....	7
CHERNOZEMSKY, BUL.....	7
6. LAZAR Catalin, ROM.....	13
7. BESHKOV, BUL.....	15
8. WOJTCZAK Artur, POL.....	16
9. ADUMITRACHIOAIE A, ROM.....	19



# QUALIFIER FEDERATIONS CUP '16

LONDON, GREAT BRITAIN • 21<sup>st</sup> / 26<sup>th</sup> JUNE



### Earned runs allowed

1. HACKNEY-ROSE Elija, GBR....	2
WALKER Tyson, GBR.....	2
BESHKOV, BUL.....	2
4. CHERNOZEMSKY, BUL.....	4
5. SVEDHEM Jesper, BEL.....	5
6. LAZAR Catalin, ROM.....	6
7. IWASAKI Koya, BUL.....	7
8. WOJTCZAK Artur, POL.....	9
9. ADUMITRACHIOAIE A, ROM.....	16

### Triples allowed

1. WALKER Tyson, GBR.....	0
HACKNEY-ROSE Elija, GBR....	0
IWASAKI Koya, BUL.....	0
SVEDHEM Jesper, BEL.....	0
5. LAZAR Catalin, ROM.....	1
BESHKOV, BUL.....	1
WOJTCZAK Artur, POL.....	1
8. CHERNOZEMSKY, BUL.....	2
9. ADUMITRACHIOAIE A, ROM.....	3

### Walks allowed

1. WALKER Tyson, GBR.....	2
HACKNEY-ROSE Elija, GBR....	2
SVEDHEM Jesper, BEL.....	2
4. IWASAKI Koya, BUL.....	3
5. LAZAR Catalin, ROM.....	5
6. BESHKOV, BUL.....	6
7. CHERNOZEMSKY, BUL.....	7
8. ADUMITRACHIOAIE A, ROM.....	8
9. WOJTCZAK Artur, POL.....	9

### Home runs allowed

1. WALKER Tyson, GBR.....	0
HACKNEY-ROSE Elija, GBR....	0
IWASAKI Koya, BUL.....	0
SVEDHEM Jesper, BEL.....	0
LAZAR Catalin, ROM.....	0
BESHKOV, BUL.....	0
WOJTCZAK Artur, POL.....	0
CHERNOZEMSKY, BUL.....	0
ADUMITRACHIOAIE A, ROM.....	0

### Doubles allowed

1. WALKER Tyson, GBR.....	0
HACKNEY-ROSE Elija, GBR....	0
IWASAKI Koya, BUL.....	0
4. SVEDHEM Jesper, BEL.....	1
LAZAR Catalin, ROM.....	1
6. WOJTCZAK Artur, POL.....	3
BESHKOV, BUL.....	3
8. CHERNOZEMSKY, BUL.....	4
9. ADUMITRACHIOAIE A, ROM.....	8

### Pitching Analysis Leaders (as of Jun 26, 2016) (All games)

Hitting minimums - 1 Games 1.0 AB/Game 2.7 TPA/Game  
Pitching minimums - 1 Games 1.5 IP/Game

### B/avg vs left

1. IWASAKI Koya, BUL.....	.000
HACKNEY-ROSE Elija, GBR....	.000
WALKER Tyson, GBR.....	.000
4. CHERNOZEMSKY, BUL.....	.286
5. WOJTCZAK Artur, POL.....	.313
6. LAZAR Catalin, ROM.....	.333
7. BESHKOV, BUL.....	.500
SVEDHEM Jesper, BEL.....	.500
9. ADUMITRACHIOAIE A, ROM.....	.667

### B/avg vs right

1. HACKNEY-ROSE Elija, GBR....	.120
2. CHERNOZEMSKY, BUL.....	.226
3. WALKER Tyson, GBR.....	.280
4. BESHKOV, BUL.....	.288
5. SVEDHEM Jesper, BEL.....	.294
6. WOJTCZAK Artur, POL.....	.325
7. LAZAR Catalin, ROM.....	.395
8. IWASAKI Koya, BUL.....	.435
9. ADUMITRACHIOAIE A, ROM.....	.442

### B/avg vs leadoff

1. HACKNEY-ROSE Elija, GBR....	.143
2. CHERNOZEMSKY, BUL.....	.250
3. SVEDHEM Jesper, BEL.....	.273
4. IWASAKI Koya, BUL.....	.333
5. WALKER Tyson, GBR.....	.429
6. ADUMITRACHIOAIE A, ROM.....	.444
7. BESHKOV, BUL.....	.500
LAZAR Catalin, ROM.....	.500
9. WOJTCZAK Artur, POL.....	.769

### B/avg w/2 outs

1. HACKNEY-ROSE Elija, GBR....	.000
2. BESHKOV, BUL.....	.077
3. WALKER Tyson, GBR.....	.111
4. WOJTCZAK Artur, POL.....	.263
5. SVEDHEM Jesper, BEL.....	.308
6. CHERNOZEMSKY, BUL.....	.412
7. IWASAKI Koya, BUL.....	.455
8. ADUMITRACHIOAIE A, ROM.....	.467
9. LAZAR Catalin, ROM.....	.538

### B/avg w/runners

1. HACKNEY-ROSE Elija, GBR....	.222
2. WALKER Tyson, GBR.....	.231
3. WOJTCZAK Artur, POL.....	.282
4. CHERNOZEMSKY, BUL.....	.300
5. BESHKOV, BUL.....	.306
6. SVEDHEM Jesper, BEL.....	.368
IWASAKI Koya, BUL.....	.368
8. LAZAR Catalin, ROM.....	.400
9. ADUMITRACHIOAIE A, ROM.....	.515

### Fly ball outs

1. HACKNEY-ROSE Elija, GBR....	15
2. ADUMITRACHIOAIE A, ROM.....	11
3. BESHKOV, BUL.....	10
4. WOJTCZAK Artur, POL.....	9
5. SVEDHEM Jesper, BEL.....	7
ANGELOV Nikolay, BUL.....	7
7. 5 tied at.....	6

### Ground ball outs

1. BESHKOV, BUL.....	17
2. CHERNOZEMSKY, BUL.....	14
WOJTCZAK Artur, POL.....	14
4. LAZAR Catalin, ROM.....	12
5. LARRINAGA O Jose L, BEL.....	10
NOWICKI Mateusz, POL.....	10
SVEDHEM Jesper, BEL.....	10
8. 4 tied at.....	8

### Fly/Ground outs

1. ADUMITRACHIOAIE A, ROM.....	2.75
2. HACKNEY-ROSE Elija, GBR....	2.50
3. IWASAKI Koya, BUL.....	0.71
4. SVEDHEM Jesper, BEL.....	0.70
5. WOJTCZAK Artur, POL.....	0.64
6. BESHKOV, BUL.....	0.59
7. LAZAR Catalin, ROM.....	0.42
8. CHERNOZEMSKY, BUL.....	0.36
9. WALKER Tyson, GBR.....	0.25

### Ground/Fly outs

1. WALKER Tyson, GBR.....	4.00
2. CHERNOZEMSKY, BUL.....	2.80
3. LAZAR Catalin, ROM.....	2.40
4. BESHKOV, BUL.....	1.70
5. WOJTCZAK Artur, POL.....	1.56
6. SVEDHEM Jesper, BEL.....	1.43
7. IWASAKI Koya, BUL.....	1.40
8. HACKNEY-ROSE Elija, GBR....	0.40
9. ADUMITRACHIOAIE A, ROM.....	0.36

### Fly outs/game

1. HACKNEY-ROSE Elija, GBR....	16.88
2. ADUMITRACHIOAIE A, ROM.....	11.00
3. IWASAKI Koya, BUL.....	7.50
4. BESHKOV, BUL.....	7.11
5. SVEDHEM Jesper, BEL.....	7.00
6. WOJTCZAK Artur, POL.....	6.23
7. CHERNOZEMSKY, BUL.....	4.66
8. LAZAR Catalin, ROM.....	4.50
9. WALKER Tyson, GBR.....	2.57

### Ground outs/game

1. CHERNOZEMSKY, BUL.....	13.03
2. BESHKOV, BUL.....	12.08
3. LAZAR Catalin, ROM.....	10.80
4. IWASAKI Koya, BUL.....	10.50
5. WALKER Tyson, GBR.....	10.29
6. SVEDHEM Jesper, BEL.....	10.00
7. WOJTCZAK Artur, POL.....	9.69
8. HACKNEY-ROSE Elija, GBR....	6.75
9. ADUMITRACHIOAIE A, ROM.....	4.00





# QUALIFIER FEDERATIONS CUP '16

LONDON, GREAT BRITAIN • 21<sup>st</sup> / 26<sup>th</sup> JUNE



Pitching Per-Game leaders (as of Jun 26, 2016)  
(All games)

Hitting minimums - 1 Games    1.0 AB/Game    2.7 TPA/Game  
Pitching minimums - 1 Games    1.5 IP/Game

Innings per game

1. HACKNEY-ROSE Elija, GBR....	8.00
2. WALKER Tyson, GBR.....	7.00
3. WOJTCZAK Artur, POL.....	6.50
4. IWASAKI Koya, BUL.....	6.00
5. SVEDHEM Jesper, BEL.....	4.50
ADUMITRACHIOAIE A, ROM.....	4.50
7. BESHKOV, BUL.....	4.22
8. LAZAR Catalin, ROM.....	3.33
9. CHERNOZEMSKY, BUL.....	3.22

Strikeouts/game

1. WALKER Tyson, GBR.....	14.14
2. WOJTCZAK Artur, POL.....	11.08
3. CHERNOZEMSKY, BUL.....	9.31
4. ADUMITRACHIOAIE A, ROM.....	9.00
IWASAKI Koya, BUL.....	9.00
6. SVEDHEM Jesper, BEL.....	8.00
7. BESHKOV, BUL.....	7.11
8. LAZAR Catalin, ROM.....	6.30
9. HACKNEY-ROSE Elija, GBR....	3.38

Walks allowed/game

1. SVEDHEM Jesper, BEL.....	2.00
2. HACKNEY-ROSE Elija, GBR....	2.25
3. WALKER Tyson, GBR.....	2.57
4. BESHKOV, BUL.....	4.26
5. LAZAR Catalin, ROM.....	4.50
IWASAKI Koya, BUL.....	4.50
7. WOJTCZAK Artur, POL.....	6.23
8. CHERNOZEMSKY, BUL.....	6.52
9. ADUMITRACHIOAIE A, ROM.....	8.00

Doubles allowed/game

1. HACKNEY-ROSE Elija, GBR....	0.00
WALKER Tyson, GBR.....	0.00
IWASAKI Koya, BUL.....	0.00
4. LAZAR Catalin, ROM.....	0.90
5. SVEDHEM Jesper, BEL.....	1.00
6. WOJTCZAK Artur, POL.....	2.08
7. BESHKOV, BUL.....	2.13
8. CHERNOZEMSKY, BUL.....	3.72
9. ADUMITRACHIOAIE A, ROM.....	8.00

Triples allowed/game

1. SVEDHEM Jesper, BEL.....	0.00
HACKNEY-ROSE Elija, GBR....	0.00
WALKER Tyson, GBR.....	0.00
IWASAKI Koya, BUL.....	0.00
5. WOJTCZAK Artur, POL.....	0.69
6. BESHKOV, BUL.....	0.71
7. LAZAR Catalin, ROM.....	0.90
8. CHERNOZEMSKY, BUL.....	1.86
9. ADUMITRACHIOAIE A, ROM.....	3.00

Homers allowed/game

1. WOJTCZAK Artur, POL.....	0.00
BESHKOV, BUL.....	0.00
LAZAR Catalin, ROM.....	0.00
CHERNOZEMSKY, BUL.....	0.00
ADUMITRACHIOAIE A, ROM.....	0.00
SVEDHEM Jesper, BEL.....	0.00
HACKNEY-ROSE Elija, GBR....	0.00
WALKER Tyson, GBR.....	0.00
IWASAKI Koya, BUL.....	0.00

Batters faced/game

1. ADUMITRACHIOAIE A, ROM.....	56.00
2. IWASAKI Koya, BUL.....	51.00
3. WOJTCZAK Artur, POL.....	49.15
4. LAZAR Catalin, ROM.....	48.60
5. BESHKOV, BUL.....	47.61
6. CHERNOZEMSKY, BUL.....	42.83
7. SVEDHEM Jesper, BEL.....	41.00
8. WALKER Tyson, GBR.....	39.86
9. HACKNEY-ROSE Elija, GBR....	36.00

Hits allowed/game

1. HACKNEY-ROSE Elija, GBR....	3.38
2. CHERNOZEMSKY, BUL.....	8.38
3. WALKER Tyson, GBR.....	9.00
4. SVEDHEM Jesper, BEL.....	11.00
5. WOJTCZAK Artur, POL.....	12.46
6. BESHKOV, BUL.....	12.79
7. IWASAKI Koya, BUL.....	15.00
8. LAZAR Catalin, ROM.....	16.20
9. ADUMITRACHIOAIE A, ROM.....	21.00

Runs allowed/game

1. HACKNEY-ROSE Elija, GBR....	4.50
2. SVEDHEM Jesper, BEL.....	5.00
3. WALKER Tyson, GBR.....	5.14
4. CHERNOZEMSKY, BUL.....	6.52
5. IWASAKI Koya, BUL.....	10.50
6. BESHKOV, BUL.....	10.66
7. WOJTCZAK Artur, POL.....	11.08
8. LAZAR Catalin, ROM.....	11.70
9. ADUMITRACHIOAIE A, ROM.....	19.00

Earned runs/game

1. BESHKOV, BUL.....	1.42
2. HACKNEY-ROSE Elija, GBR....	2.25
3. WALKER Tyson, GBR.....	2.57
4. CHERNOZEMSKY, BUL.....	3.72
5. SVEDHEM Jesper, BEL.....	5.00
6. LAZAR Catalin, ROM.....	5.40
7. WOJTCZAK Artur, POL.....	6.23
8. IWASAKI Koya, BUL.....	10.50
9. ADUMITRACHIOAIE A, ROM.....	16.00



# QUALIFIER FEDERATIONS CUP '16

LONDON, GREAT BRITAIN • 21<sup>st</sup> / 26<sup>th</sup> JUNE



Fielding Leaders (as of Jun 26, 2016)  
(All games)

Hitting minimums - 1 Games  
Pitching minimums - 1 Games 1.5 IP/Game

#### Fielding pct

1. VERVIOET Kevin, BEL.....	1.000
GROUEV Petre, BUL.....	1.000
SERBANESCU S Andre, ROM.....	1.000
MATECKI Robert, POL.....	1.000
DELZOPPO Grant, GBR.....	1.000
VAN DERCRUYSSSEN M, BEL.....	1.000
OCHOA B Joannes D, BEL.....	1.000
BIELECKI Gracjan, POL.....	1.000
MIRESCU Andrei, ROM.....	1.000
DIX Jamie, GBR.....	1.000

#### Assists

1. MARQUEZ Alexis, BEL.....	17
2. WOJTCZAK Jakub, POL.....	15
3. NASSAPOV Alexander, BUL.....	14
4. DRAGOEV Ilian, BUL.....	12
JANSSENS Wesley, BEL.....	12
6. TUCKER Martin, GBR.....	11
7. GRZANOWSKI Mariusz, POL.....	10
8. JANSSEN Drew, BEL.....	9
9. 4 tied at.....	8

#### Catchers interference

1. BIONDO Stefano, GBR.....	2
-----------------------------	---

#### Caught stealing by

1. MANOLE Lucian, ROM.....	3
LAZAR Catalin, ROM.....	3
3. SERAFIN Mateusz, POL.....	2
BIONDO Stefano, GBR.....	2
TYLER Max, GBR.....	2
NOWICKI Mateusz, POL.....	2
7. 8 tied at.....	1

#### Chances

1. VERVIOET Kevin, BEL.....	45
2. SERAFIN Mateusz, POL.....	40
3. GROUEV Petre, BUL.....	35
4. NASSAPOV Dimitar, BUL.....	34
5. SERBANESCU S Andre, ROM.....	32
6. MANOLE Lucian, ROM.....	31
7. MARQUEZ Alexis, BEL.....	28
8. MOSIER Frederick, GBR.....	27
9. BOERMANS Sam, BEL.....	25
10. GILMOUR Keith, BUL.....	24

#### Fielding double plays

1. BOERMANS Sam, BEL.....	2
TUCKER Martin, GBR.....	2
SERBANESCU S Andre, ROM.....	2
VERVIOET Kevin, BEL.....	2
5. 19 tied at.....	1

#### Steal attempts against

1. MANOLE Lucian, ROM.....	24
2. SERAFIN Mateusz, POL.....	16
3. BIONDO Stefano, GBR.....	12
4. NASSAPOV Dimitar, BUL.....	9
5. ADUMITRACHIOAIE A, ROM.....	7
GONZALES Karim, GBR.....	7
LAZAR Catalin, ROM.....	7
BELA George, ROM.....	7
9. WOJTCZAK Artur, POL.....	6
10. NOWICKI Mateusz, POL.....	5

#### Errors

1. BIONDO Stefano, GBR.....	4
2. JANSSEN Drew, BEL.....	3
WOJTCZAK Artur, POL.....	3
WOJTCZAK Jakub, POL.....	3
PANAITESCU D Corne, ROM.....	3
CHERNOZEMSKY, BUL.....	3
GILMOUR Keith, BUL.....	3
TUCKER Martin, GBR.....	3
9. 16 tied at.....	2

#### Putouts

1. VERVIOET Kevin, BEL.....	44
2. SERAFIN Mateusz, POL.....	37
3. GROUEV Petre, BUL.....	35
4. SERBANESCU S Andre, ROM.....	32
5. NASSAPOV Dimitar, BUL.....	31
6. MANOLE Lucian, ROM.....	23
7. WASIAK Michal, POL.....	22
8. MOSIER Frederick, GBR.....	20
9. BOERMANS Sam, BEL.....	19
10.2 tied at.....	16

#### Passed balls

1. VAN DERCRUYSSSEN M, BEL.....	2
BIONDO Stefano, GBR.....	2
SERAFIN Mateusz, POL.....	2
4. LEWIS Rob, BEL.....	1
MANOLE Lucian, ROM.....	1
BOERMANS Sam, BEL.....	1
MOSIER Frederick, GBR.....	1

#### Stolen bases against

1. MANOLE Lucian, ROM.....	21
2. SERAFIN Mateusz, POL.....	14
3. BIONDO Stefano, GBR.....	10
4. NASSAPOV Dimitar, BUL.....	8
5. BELA George, ROM.....	7
GONZALES Karim, GBR.....	7
7. ADUMITRACHIOAIE A, ROM.....	6
WOJTCZAK Artur, POL.....	6
9. 5 tied at.....	4





# QUALIFIER FEDERATIONS CUP '16

LONDON, GREAT BRITAIN • 21<sup>st</sup> / 26<sup>th</sup> JUNE



## Abbreviations

HITTING	FIELDING
2B Doubles	A Assists
3B Triples	C Chances
AB At bats	CI Catcher's interference
AVG Batting average	CSB Caught stealing by (pitcher and catcher)
BB Base on balls	DPs Double plays participated in
GPD Grounded into double plays	E Errors
GP / GS Games played / Games started	FLD% Fielding percentage
H Base hits	PB Passed balls (catcher)
HBP Hit by pitch	PO Putouts
HR Home runs	SBA Stolen bases allowed (pitcher and catcher)
IBB Intentional base on balls	SBA% Stolen bases against percentage (pitcher and catcher)
OB% On base percentage	
R Runs scored	
RBI Runs batted in	
SB / ATT Stolen bases / Stolen bases attempts	
SF Sacrifice flies	
SH Sacrifice hits	
SLG% Slugging percentage	
SO Strikeouts	
TB Total bases	
PITCHING	ANALYSIS STATISTICS
2B Doubles allowed	vs Left Avg against left-handed pitchers
3B Triples allowed	vs Right Avg against right-handed pitchers
AB At bats	rch by leadoff Avg when leading off an inning
APP / GS Appearances / Game starts	with 2 outs Avg when batting with 2 outs
B/Avg Opponent batting average	w/runners on Avg when batting with runners on base
BB Base on balls allowed	w/bases empty Avg when batting with bases empty
BF Batters faced	RBI ops Avg when batting with runners on 2nd or 3rd base
IBB Intentional base on balls allowed	Gnd out Number of ground outs (includes SACs, but not errors)
BK Balk	Fly out Number of fly outs (includes SFs, but not errors)
CG Complete games	Fly / Gnd Fly outs to ground outs ratio
ER Earned runs allowed	pinch hitting Avg as pinch hitter
ERA Earned run average	with runners in scoring pos Avg when batting with runners in scoring positions
FO Fly outs	w/rnr on 3rd and LT 2 outs Avg when batting with runner on third base and less than 2 outs
GO Ground outs	with 2 outs Avg when batting with 2 outs
H Hits allowed	2 out rbi Runs batted in with 2 outs
HBP Hit by pitch	success advancing mrs Success advancing runners
HR Home runs allowed	#rnrs adv w/out Number of times batter made an out and advanced at least 1 runner
IP Innings played	rnrs lob Number of runners left on base by last batter of inning
R Runs allowed	rch err Reach first base on error
SFA Sacrifice flies allowed	rch fc Reach first base on fielder's choice
SHA Sacrifice hits allowed	kl Strikeouts look
SHO/CHO Shutouts / Combination shutouts	
SO Strikeouts	
SV Saves	
W/L Wins/Losses	
WP Wild pitches	